

**TECHNICAL MANUAL  
REPAIR PARTS AND SPECIAL TOOLS LIST (RPSTL)  
FOR  
LAUNDRY ADVANCED SYSTEM (LADS)  
(NSN: 3510-01-463-0114)**

**DISTRIBUTION STATEMENT A**: Approved for public release; distribution is unlimited.

---

**HEADQUARTERS, DEPARTMENT OF THE ARMY**

**01 DECEMBER 2006**



**LIST OF EFFECTIVE PAGES/WORK PACKAGES**

**NOTE:** Zero in the “Change No.” Column indicates an original page or work package.

Date of issue for the original manual is:

Original     01 DECEMBER 2006

**TOTAL NUMBER OF PAGES FOR FRONT AND REAR MATTER IS 14 AND TOTAL NUMBER OR WORK PACKAGES IS 29, CONSISTING OF THE FOLLOWING:**

Page/WP No.	Change No.	Page/WP No.	Change No.
Title	0	WP 0014 00 (44 pgs)	0
a-b (2 pgs)	0	WP 0015 00 (38 pgs)	0
i – ii (2 pgs)	0	WP 0016 00 (4 pgs)	0
Chp 1 title page	0	WP 0017 00 (20 pgs)	0
WP 0001 00 (6 pgs)	0	WP 0018 00 (94 pgs)	0
WP 2 title page	0	WP 0019 00 (6 pgs)	0
WP 0002 00 (6 pgs)	0	WP 0020 00(4 pgs)	0
WP 0003 00 (4 pgs)	0	WP 0021 00 (32 pgs)	0
WP 0004 00 (10 pgs)	0	WP 0022 00 (46 pgs)	0
WP 0005 00 (4 pgs)	0	WP 0023 00 ( 4 pgs)	0
WP 0006 00 (70 pgs)	0	WP 0024 00 (12 pgs)	0
WP 0007 00 (38 pgs)	0	WP 0025 00 (10 pgs)	0
WP 0008 00 (20 pgs)	0	WP 0026 00 (2 pgs)	0
WP 0009 00 (10 pgs)	0	Chp 3 title page	0
WP 0010 00 (20 pgs)	0	WP 0027 00 (2 pgs)	0
WP 0011 00 (14 pgs)	0	WP 0028 00 (14 pgs)	0
WP 0012 00 (38 pgs)	0	WP 0029 00 (18 pgs)	0
WP 0013 00 (4 pgs)	0		



HEADQUARTERS,  
DEPARTMENT OF THE ARMY  
WASHINGTON, D.C., 01 DECEMBER 2006

**TECHNICAL MANUAL**  
**REPAIR PARTS AND SPECIAL TOOLS LIST (RPSTL)**  
**FOR**  
**LAUNDRY ADVANCED SYSTEM (LADS)**  
**(NSN: 3510-01-463-0114)**

**REPORTING ERRORS AND RECOMMENDING IMPROVEMENTS**

You can help improve this manual. If you find any mistakes, or if you know of a way to improve the procedures, please let us know. Mail your letter or DA Form 2028 (Recommended Changes to Publications and Blank Forms) located in the back of this manual directly to: Commander, U.S. Army Tank-automotive & Armament Command, ATTN: AMSTA-LC-CECT, Kansas St., Natick, MA 01760-5052. You may also submit your recommended changes by electronic mail or by fax. Our fax number is DSN 256-5205 or Commercial 508-233-5205. Our e-mail address is <<amssbriml@natick.army.mil>. A reply will be furnished to you

**DISTRIBUTION STATEMENT A**: Approved for public release; distribution is unlimited.

TABLE OF CONTENTS

WP Sequence No.

**CHAPTER 1 – INTRODUCTORY INFORMATION FOR LAUNDRY ADVANCED SYSTEM (LADS)**

INTRODUCTION..... 0001 00

**CHAPTER 2 – REPAIR PARTS LIST WORK PACKAGES FOR LAUNDRY ADVANCED SYSTEM (LADS)**

GROUP 0 LADS W/GFE..... 0002 00  
GROUP 00 LAUNDRY ADVANCED SYSTEM (LADS)..... 0003 00  
GROUP 01 SKID ASSEMBLY, LADS  
SKID ASSEMBLY, LADS..... 0004 00  
GROUP 0101 ISO FRAME ASSEMBLY..... 0005 00  
GROUP 0102 DRUM A ASSEMBLY..... 0006 00  
GROUP 0103 PIPING INSTALLATION, WATER..... 0007 00  
GROUP 0104 TANK ASSEMBLY..... 0008 00  
GROUP 0105 STILL ASSEMBLY..... 0009 00  
GROUP 0106 STILL CONDENSER ASSEMBLY..... 0010 00  
GROUP 0107 DISTILLATE ASSEMBLY..... 0011 00  
GROUP 0108 HEATER ASSEMBLY..... 0012 00  
GROUP 0109 ENCLOSURE, HEATER CONTROL..... 0013 00  
GROUP 0110 AIR SYSTEM ASSEMBLY..... 0014 00  
GROUP 0111 ENCLOSURE ASSEMBLY, MAIN CONTROL..... 0015 00  
GROUP 0112 OPERATOR PANEL ASSEMBLY..... 0016 00  
GROUP 0113 ENCLOSURE ASSEMBLY, INVERTER..... 0017 00  
GROUP 0114 CONDUIT INSTALLATION..... 0018 00  
GROUP 0115 TUBING INSTALLATION, ANTI-FOAM..... 0019 00  
GROUP 0116 DOOR ASSEMBLY, ACCESS, AIR SYSTEM..... 0020 00  
GROUP 02 AUXILLARY EQUIPMENT INSTALLATION..... 0021 00  
GROUP 03 ACCESSORIES INSTALLATION..... 0022 00  
GROUP 04 PLACARDS / LABELS INSTALLATION..... 0023 00  
GROUP 05 STORAGE LOCKER INSTALLATION..... 0024 00  
GROUP 06 FUEL TANK INSTALLATION..... 0025 00  
GROUP 99 BULK ITEMS..... 0026 00

**CHAPTER 3 – SPECIAL TOOLS LIST WORK PACKAGE FOR LAUNDRY ADVANCED SYSTEM**

SPECIAL TOOLS LIST ..... 0027 00

**CHAPTER 4 – CROSS-REFERENCE LIST WORK PACKAGES FOR LAUNDRY ADVANCED SYSTEM**

NATIONAL STOCK INDEX..... 0028 00  
PART NUMBER INDEX..... 0029 00

**CHAPTER 1**  
**INTRODUCTORY INFORMATION**  
**FOR**  
**LAUNDRY ADVANCED SYSTEM (LADS)**





REPAIR PARTS AND SPECIAL TOOL LIST (RPSTL)  
 LAUNDRY ADVANCED SYSTEM (LADS)  
 NSN: 3510-01-463-0114

**SCOPE**

This Repair Parts and Special Tools List (RPSTL) lists and authorizes spare and repair parts; special tools; special test, measurement and diagnostic equipment (TMDE); and other special support equipment required for performance of unit, direct support, and general support maintenance of the Laundry Advanced System (LADS). It authorizes the requisitioning, issue, and disposition of spares, repair parts, and special tools as indicated by the Source, Maintenance, and Recoverability (SMR) codes.

**GENERAL**

In addition to the Introduction Work Package, this RPSTL is divided into the following work packages:

1. Repair Parts List Work Packages. Work packages containing lists of spares and repair parts authorized by this RPSTL for use in the performance of maintenance. These work packages also include parts which must be removed for replacement of the authorized parts. Parts lists are composed of functional groups in ascending alphanumeric sequence, with the parts in each group listed in ascending figure and item number sequence. Bulk materials are listed by item name in FIG. BULK at the end of the work packages.
2. Special Tools List. (Not Applicable). No special tools are required.
3. Cross-Reference Indexes Work Packages. There are two cross-reference indexes work packages in this RPSTL: (the National Stock Number (NSN) Index work package, and the Part Number (P/N) Index work package). The National Stock Number Index work package refers you to the figure and item number. The Part Number Index work package refers you to the figure and item number.

**EXPLANATION OF COLUMNS IN THE REPAIR PARTS LIST AND SPECIAL TOOLS LIST WORK PACKAGES**

ITEM NO. (Column (1)). Indicates the number used to identify items called out in the illustration.

SMR CODE (Column (2)). The Source, Maintenance, and Recoverability (SMR) code containing supply/requisitioning information, maintenance level authorization criteria and disposition instruction, as shown in the following breakout.

Source Code	Maintenance Code		Recoverability Code
----	----	----	----
XX	X	X	X
----	----	----	----
1st two Positions: How to get an item.	3rd Position: Who can install, replace or use the item.	4th Position: Who can do complete repair* on the item.	5th Position: Who determines disposition action on unserviceable items.

\* Complete Repair: Maintenance capacity, capability, and authority to perform all corrective maintenance tasks of the "Repair" function in a use/user environment in order to restore serviceability to a failed item.

Source Code. The source code tells you how to get an item needed for maintenance, repair, or overhaul of an end item/equipment. Explanation of source codes follow.

Source Code	Explanation
PA	Stock items; use the applicable NSN to request/requisition items with these source codes. They are authorized to the category indicated by the code entered in the third position of the SMR code.
PB	
PC	
PD	
PE	
PF	
PG	
	<b>NOTE</b>
	Items coded PC are subject to deterioration.
KD	Items with these codes are not to be requested/requisitioned individually. They are part of a kit which is authorized to the maintenance level indicated in the 3rd position of the SMR code. The complete kit must be requisitioned and applied.
KF	
KB	
MO- Made at unit/AVUM level	Items with these codes are not to be requested/requisitioned individually. They must be made from bulk material which is identified by the P/N in the DESCRIPTION AND USABLE ON CODE (UOC) column and listed in the bulk material group work package of the RPSTL. If the item is authorized to you by the 3rd position code of the SMR code, but the source code indicates it is made at a higher level, order the item from the higher level of maintenance.
MF- Made at DS/AVIM level	
MH- Made at GS level	
ML- Made at SRA	
MD-Made at depot	
AO- Assembled by unit/AVUM level	Items with these codes are not to be requested/requisitioned individually. The parts that make up the assembled item must be requisitioned or fabricated and assembled at the level of maintenance indicated by the source code. If the third position code of the SMR code authorizes you to replace the item, but the source code indicates the item is assembled at a higher level, order the item from the higher level of maintenance.
AF- Assembled by DS/AVIM level	
AH- Assembled by GS level	
AL- Assembled by SRA	
AD- Assembled by depot	
XA	Do not requisition an "XA" coded item. Order its next higher assembly. (Also, refer to the NOTE below.)
XB	If an "XB" item is not available from salvage, order it using the CAGEC and part number given.
XC	Installation drawing, diagram, instruction sheet, field service drawing, that is identified by manufacturer's part number.
XD	Item is not stocked. Order an "XD" coded item through normal supply channels using the CAGEC and part number given, if no NSN is available.

**NOTE**

Cannibalization or controlled exchange, when authorized, may be used as a source of supply for items with the above source codes, except for those source coded "XA" or those aircraft support items restricted by requirements of AR 750-1.

Maintenance Code. Maintenance codes tell you the level(s) of maintenance authorized to use and repair support items. The maintenance codes are entered in the third and fourth positions of the SMR Code as follows:

Third Position. The maintenance code entered in the third position tells you the lowest maintenance level authorized to remove, replace, and use the support item. The maintenance code entered in the third position will indicate authorization to one of the following levels of maintenance.

**Maintenance**

<b><u>Code</u></b>	<b><u>Application/Explanation</u></b>
C	Crew or operator maintenance done within unit/AVUM maintenance.
O	Unit level/AVUM maintenance can remove, replace, and use the item.
F	Direct support/AVIM maintenance can remove, replace, and use the item.
H	General support maintenance can remove, replace, and use the item.
L	Specialized repair activity can remove, replace, and use the item.
D	Depot level can remove, replace, and use the item.

Fourth Position. The maintenance code entered in the fourth position tells whether or not the item is to be repaired and identifies the lowest maintenance level with the capability to do complete repair (i.e., perform all authorized repair functions).

**NOTE**

Some limited repair may be done on the item at a lower level of maintenance, if authorized by the Maintenance Allocation Chart (MAC) and SMR codes.

**Maintenance**

<b><u>Code</u></b>	<b><u>Application/Explanation</u></b>
O	Unit/AVUM is the lowest level that can do complete repair of the item.
F	Direct support/AVIM is the lowest level that can do complete repair of the item.
H	General support is the lowest level that can do complete repair of the item.
L	Specialized repair activity is the lowest level that can do complete repair of the item.
D	Depot is the lowest level that can do complete repair of the item.
Z	Nonrepairable. No repair is authorized.
B	No repair is authorized. No parts or special tools are authorized for the maintenance of a "B" coded item. However, the item may be reconditioned by adjusting, lubricating, etc., at the user level.

Recoverability Code. Recoverability codes are assigned to items to indicate the disposition action on unserviceable items. The recoverability code is entered in the fifth position of the SMR Code as follows:

**Recoverability**

<b><u>Code</u></b>	<b><u>Application/Explanation</u></b>
Z	Nonrepairable item. When unserviceable, condemn and dispose of the item at the level of maintenance shown in 3rd position of SMR Code.

O	Reparable item. When uneconomically reparable, condemn and dispose of the item at organizational or aviation unit level.
F	Reparable item. When uneconomically reparable, condemn and dispose of the item at the direct support level.
H	Reparable item. When uneconomically reparable, condemn and dispose of the item at the general support level.
D	Reparable item. When beyond lower level repair capability, return to depot. Condemnation and disposal of item not authorized below depot level.
L	Reparable item. Condemnation and disposal not authorized below Specialized Repair Activity (SRA).
A	Item requires special handling or condemnation procedures because of specific reasons (such as precious metal content, high dollar value, critical material, or hazardous material). Refer to appropriate manuals/directives for specific instructions.

National Stock Number (NSN) (Column (3)). The NSN for the item is listed in this column.

CAGEC (Column (4)). The Commercial and Government Entity Code (CAGEC) is a 5-digit code which is used to identify the manufacturer, distributor, or Government agency/activity that supplies the item.

PART NUMBER (Column (5)). Indicates the primary number used by the manufacturer (individual company, firm, corporation, or Government activity), which controls the design and characteristics of the item by means of its engineering drawings, specifications, standards, and inspection requirements to identify an item or range of items.

#### NOTE

When you use an NSN to requisition an item, the item you receive may have a different P/N from the number listed.

DESCRIPTION and Usable On Code (UOC) (Column (6)). This column includes the following information:

1. The federal item name and, when required, a minimum description to identify the item.
2. P/Ns of bulk materials are referenced in this column in the line entry to be manufactured/fabricated.
3. Hardness Critical Item (HCI). A support item that provides the equipment with special protection from electromagnetic pulse (EMP) damage during a nuclear attack.
4. The statement "END OF FIGURE" appears just below the last item description in Column (6) for a given figure in both the repair parts list and special tools list work packages.

QTY (Column (7)). The QTY (quantity per figure) column indicates the quantity of the item used in the breakout shown on the illustration/figure, which is prepared for a functional group, subfunctional group, or an assembly. A "V" appearing in this column instead of quantity indicates that the quantity is a variable with each application.

**EXPLANATION OF CROSS-REFERENCE INDEXES WORK PACKAGES FORMAT AND COLUMNS**

National Stock Number (NSN) Index Work Package.

STOCK NUMBER Column. This column lists the NSN in National item identification number (NIIN) sequence. The NIIN consists of the last nine digits of the NSN.

NSN  
 e.g., 5305-01-574-1467  
NIIN

When using this column to locate an item, ignore the first four digits of the NSN. Use the complete NSN (13 digits) when requisitioning by stock number.

FIG. Column. This column lists the number of the figure where the item is identified/located. The figures are in the repair parts list and special tools list work packages.

ITEM Column. The Item number identifies the item associated with the figure listed in the adjacent FIG. Column. This item is also identified by the NSN listed on the same line.

2. Part Number (P/N) Index Work Package. P/Ns in this index are listed in ascending alphanumeric sequence (i.e., vertical arrangement of letter and number combinations which place the first letter or digit of each group in order A through Z, followed by the numbers 0 through 9, and each following letter or digit in like order).

PART NUMBER Column. Indicates the P/N assigned to the item.

FIG. Column. This column lists the number of the figure where the item is identified/located in the repair parts list and special tools list work packages.

ITEM Column. The item number is the number assigned to the item as it appears in the figure referenced in adjacent figure number column.

**SPECIAL INFORMATION**

USABLE ON CODE (UOC). The usable on code appears in the lower left corner of the Description Column heading. Usable on codes are shown as "UOC: ..." in the Description Column (justified left) on the first line under the applicable item/nomenclature. Uncoded items are applicable to all models. Identification of the usable on codes used in this RPSTL are:

**Code****Used On**

No usable on codes assigned for this end item.

Fabrication Instructions. Bulk materials required to manufacture items are listed in the bulk material functional group of this RPSTL. Part numbers for bulk material are also referenced in the Description Column of the line item entry for the item to be manufactured/fabricated. Detailed fabrication instructions for items source coded to be manufactured or fabricated are found in WP 0051 00, Illustrated List of Manufactured Items.

Detailed assembly instructions for items source coded to be assembled from component spare/repair parts are found in this manual. Items that make up the assembly are listed immediately following the assembled item entry.

Line item entries for repair part kits and sets appear as the last entries in the repair part listing for the figure in which their parts are listed as repair parts.

Index Numbers. Items which have the word BULK in the figure column will have an index number shown in the item number column. This index number is a cross-reference between the NSN / P/N index work packages and the bulk material list in the repair parts list work package.

Illustrations List. The illustrations in this RPSTL contain unit authorized items. Illustrations published in this technical manual contain unit authorized items that appear in this RPSTL. The tabular list in the repair parts list work package contains only those parts coded "O" in the third position of the SMR code, therefore, there may be a break in the item number sequence.

## HOW TO LOCATE REPAIR PARTS

### 1. When NSNs or P/Ns Are Not known.

First. Using the table of contents, determine the assembly group to which the item belongs. This is necessary since figures are prepared for assembly groups and subassembly groups, and lists are divided into the same groups.

Second. Find the figure covering the functional group or subfunctional group to which the item belongs.

Third. Identify the item on the figure and note the number(s).

Fourth. Look in the repair parts list work packages for the figure and item numbers. The NSNs and part numbers are on the same line as the associated item numbers.

### 2. When NSN is Known.

First, if you have the NSN, look in the STOCK NUMBER column of the NSN index work package. The NSN is arranged in NIIN sequence. Note the figure and item number next to the NSN.

Second. Turn to the figure and locate the item number. Verify that the item is the one you are looking for.

### 3. When P/N is Known.

First. If you have the P/N and not the NSN, look in the PART NUMBER column of the P/N index work package. Identify the figure and item number.

Second. Look up the item on the figure in the applicable repair parts list work package.

**CHAPTER 2**  
**REPAIR PARTS LIST WORK PACKAGES**  
**FOR**  
**LAUNDRY ADVANCED SYSTEM (LADS)**





REPAIR PARTS AND SPECIAL TOOL LIST (RPSTL)  
LAUNDRY ADVANCED SYSTEM (LADS)  
NSN: 3510-01-463-0114  
LADS W/GFE  
REPAIR PARTS LIST

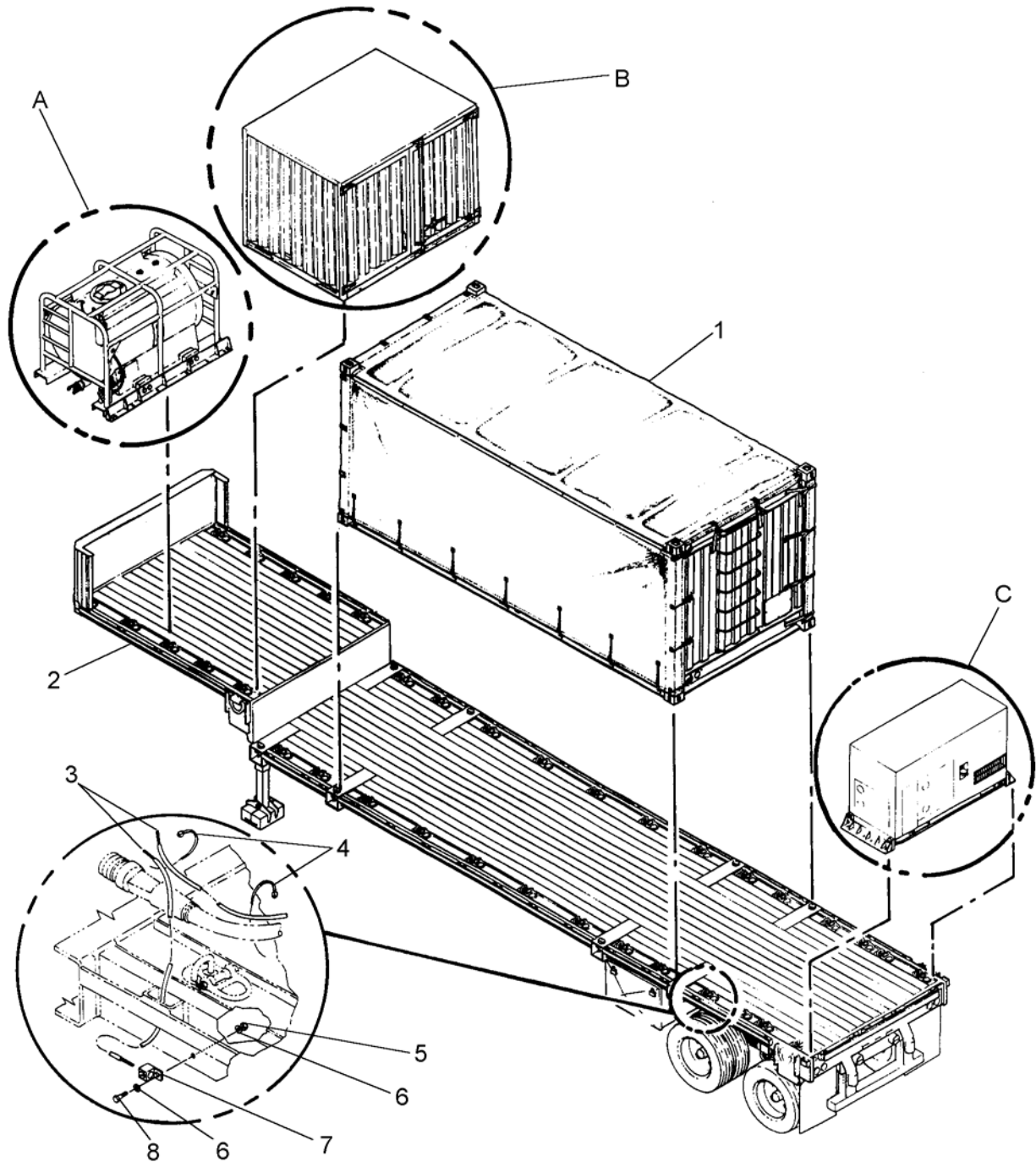


Figure 1. LADS W/GFE (Sheet 1 of 4)

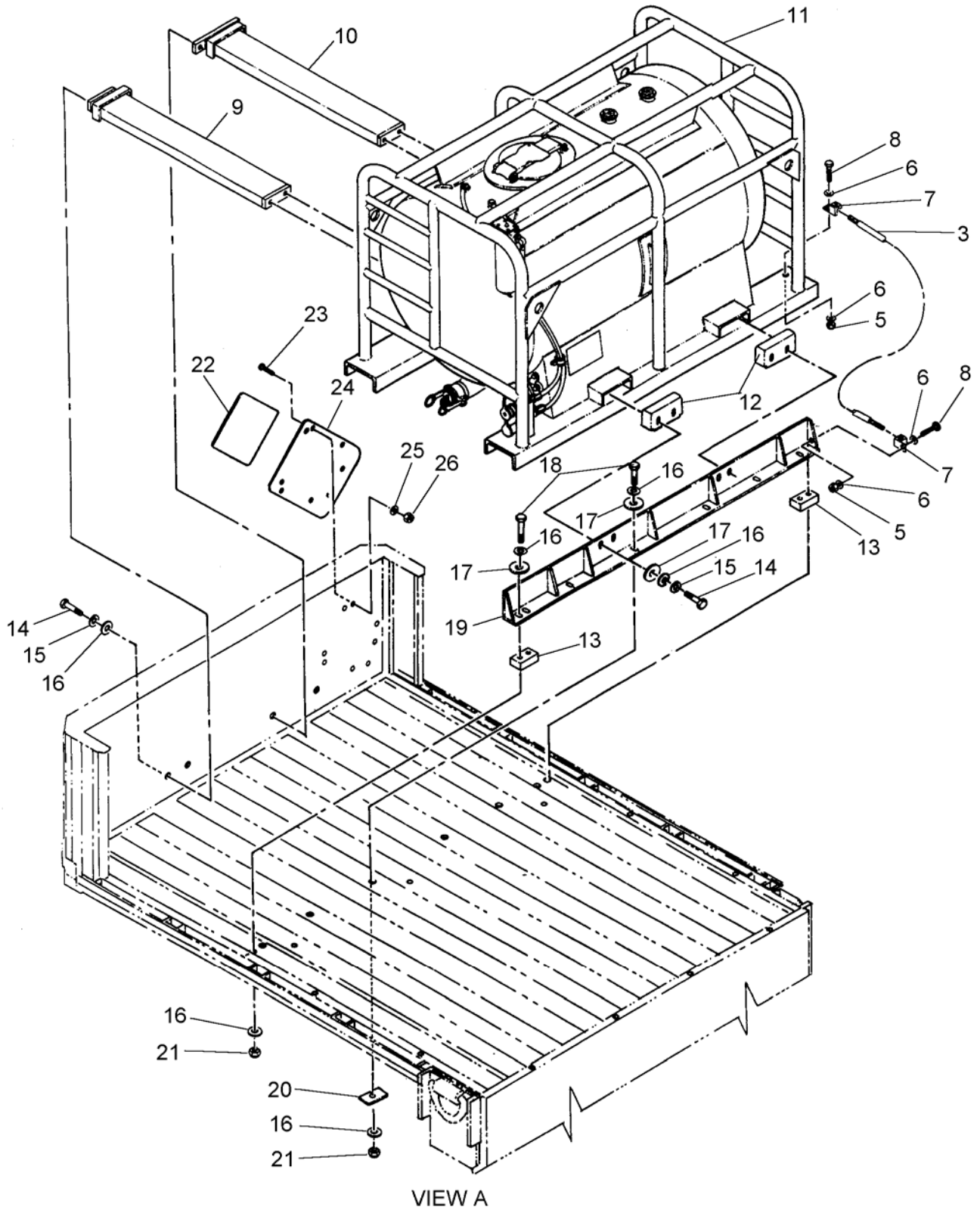


Figure 1. LADS W/GFE (Sheet 2 of 4)

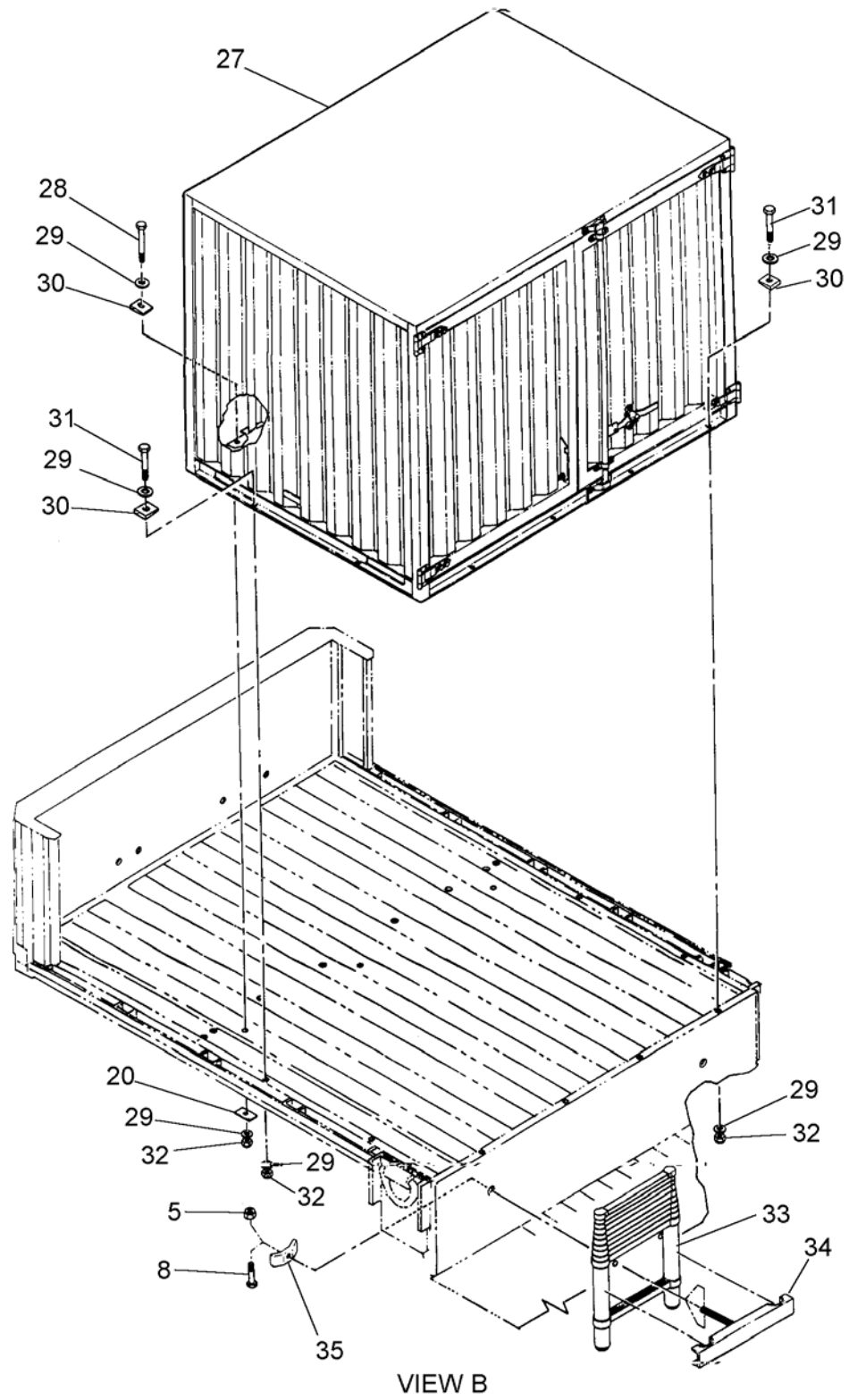


Figure 1. LADS W/GFE (Sheet 3 of 4)

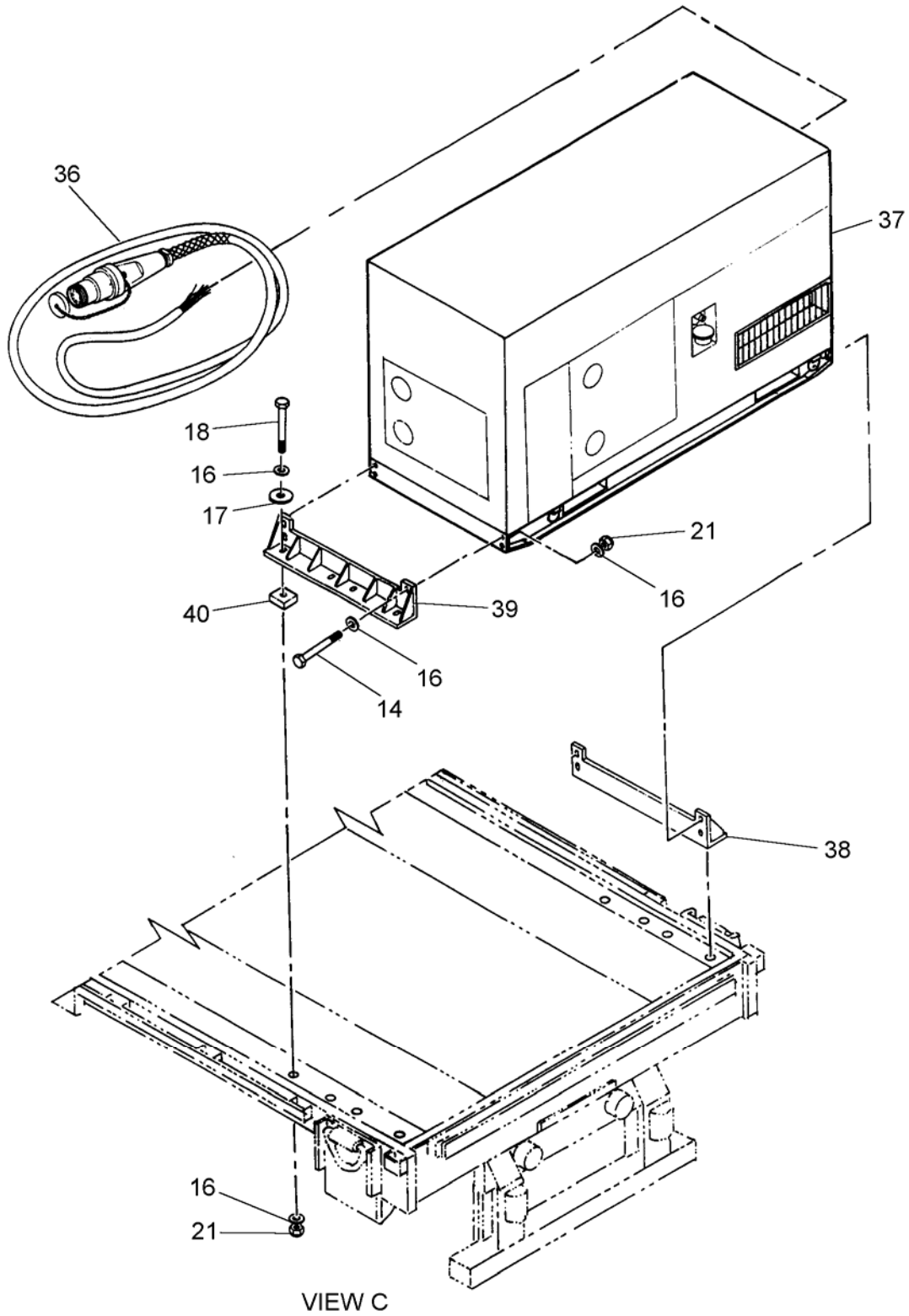


Figure 1. LADS W/GFE (Sheet 4 of 4)

(1) ITEM NO.	(2) SMR CODE	(3) NSN	(4) CAGEC	(5) PART NUMBER	(6) DESCRIPTION AND USABLE ON CODE (UOC)	(7) QTY
<b>GROUP 0 LADS W/GFE</b>						
<b>FIG. 1 LADS W/GFE</b>						
1	XDHDD		4X630	863-900000	LAUNDRY ADVANCED SYSTEM (REFER TO FIGURE 2 FOR BREAKDOWN)	1
2	PDODD	2330-01-458-6865	OFBD6	BT-03-3238	SEMI-TRAILER,LOW BED	1
3	MOOZZ		4X630	863-000000-16	WIRE,ELECTRICAL,4 AWG,GRN,THHN (MAKE FROM WIRE 013J0/THHN4GRN),12 FT	1
4	PAOZZ	4020-01-242-0582	39428	7134K2	STRAP,TIEDOWN,ELECTRICAL,6 LG	12
5	PAOZZ	5310-00-241-6604	96906	MS17830-4C	NUT,SELF-LOCKING,HEX HD,1/4-20 UNC	5
6	PAOZZ	5310-00-550-5054	96906	MS15795-809	WASHER,FLAT,1/4	6
7	PAOZZ	5940-01-481-4567	4X630	863-000654	TERMINAL,LUG,GROUNDING	3
8	PAOZZ	5305-00-207-8253	96906	MS35307-308	SCREW,CAP,HEXAGON HEAD,1/4-20 UNC X 1 IN LG	5
9	XDFHH		4X630	863-000150	HOLDOWN WELDMENT,FUEL TANK,LEFT SIDE	1
10	XDFHH		4X630	863-000140	HOLDOWN WELDMENT,FUEL TANK,RIGHT SIDE	1
11	XDFHH		4X630	863-000090	TANK,FUEL STORAGE,400 GALLON (REFER TO FIGURE 137 FOR BREAKDOWN)	1
12	XDFZZ		4X630	863-000180	CAP,FUEL TANK HOLDOWN	2
13	XDFHH		4X630	863-000190	SPACER,FUEL TANK SUPPORT	2
14	PAFZZ	5305-00-724-7225	96906	MS90728-167	SCREW,CAP,HEXAGON HEAD,5/8-11 UNC X 2-3/4 LG	16
15	PAFZZ	5310-00-820-6653	96906	MS35338-50	WASHER,LOCK,SPLIT,5/8	8
16	PAFZZ	5310-00-823-8803	96906	MS27183-21	WASHER,FLAT,5/8	56
17	PAFZZ	5310-00-951-7209	96906	MS27183-22	WASHER,FLAT,5/8	20
18	PAFZZ	5305-00-724-7228	96906	MS90728-168	SCREW,CAP,HEXAGON HEAD,5/8-11 UNC X 3 LG	16
19	XDFZZ		4X630	863-000170	SUPPORT,FUEL TANK HOLDOWN	1
20	XDFZZ		4X630	863-000160	WASHER,RETANGULAR	7
21	PAFZZ	5310-00-269-4040	96906	MS51922-49	NUT,SELF-LOCKING,HEX HD,5/8-11 UNC	24
22	PAOZZ	9905-01-506-2720	4X630	863-000206	PLACARD,VEHICLE,COMBUSTIBLE PLACARD	1
23	PAOZZ	5305-00-059-3661	96906	MS51958-65	SCREW,MACHINE,PAN HD,#10-32 UNF X 3/4 LG	8
24	XDOZZ		4X630	863-000130	HOLDER,PLACARD	1
25	PAOZZ	5310-00-619-1148	96906	MS15795-808	WASHER,FLAT,#10	8
26	PAOZZ	5310-00-208-9255	96906	MS21044-C3	NUT,SLFLKG,#10-32UNF	8
27	XDOOO		4X630	863-820100	STORAGE CONTAINER,LADS ACCESSORIES (REFER TO FIGURE 134 FOR BREAKDOWN)	1
28	PAFZZ	5305-00-071-2075	96906	MS90728-119	SCREW,CAP,HEXAGON HEAD,1/2-13 UNC X 3 LG	3
29	PAFZZ	5310-00-809-3079	96906	MS27183-19	WASHER,FLAT,1/2	22
30	PAOZZ	5310-01-369-8278	39428	90845A034	WASHER,BEVEL,SQUARE,1/3	11

(1) ITEM NO.	(2) SMR CODE	(3) NSN	(4) CAGEC	(5) PART NUMBER	(6) DESCRIPTION AND USABLE ON CODE (UOC)	(7) QTY
<b>GROUP 0 LADS W/GFE</b>						
<b>FIG. 1 LADS W/GFE</b>						
31	PAFZZ	5305-00-071-2071	96906	MS90728-115	SCREW,CAP,HEXAGON HEAD,1/2-13 UNC X 2 LG	8
32	PAFZZ	5310-00-225-6993	96906	MS51922-33	NUT,SELF-LOCKING,HEX HD,1/2-13 UNC	11
33	PAOZZ	5440-01-506-2927	4X630	863-000205	LADDER,EXTENSION,TELESCOPING	2
34	XDFHH		4X630	863-000200	RETAINER,LADDER	2
35	XDFZZ		4X630	863-000210	NUT,LADDER RETAINER	2
36	AFOFF		4X630	863-740400	PIGAIL ASSY,POWER,12 FT(REFER TO FIGURE 104 FOR BREAKDOWN)	1
37	XDFLL	6115-01-274-7389	30554	MEP 805A	GENERATOR SET,DIESEL ENGINE	1
38	XDFHH		4X630	863-000100	SUPPORT,GEN,RH	1
39	XDFHH		4X630	863-000110	SUPPORT,GEN,LH	1
40	XDFZZ		4X630	863-000120	SPACER,GEN,BRKT	8

END OF FIGURE



REPAIR PARTS AND SPECIAL TOOL LIST (RPSTL)  
LAUNDRY ADVANCED SYSTEM (LADS)  
NSN: 3510-01-463-0114  
LAUNDRY ADVANCED SYSTEM (LADS)  
REPAIR PARTS LIST

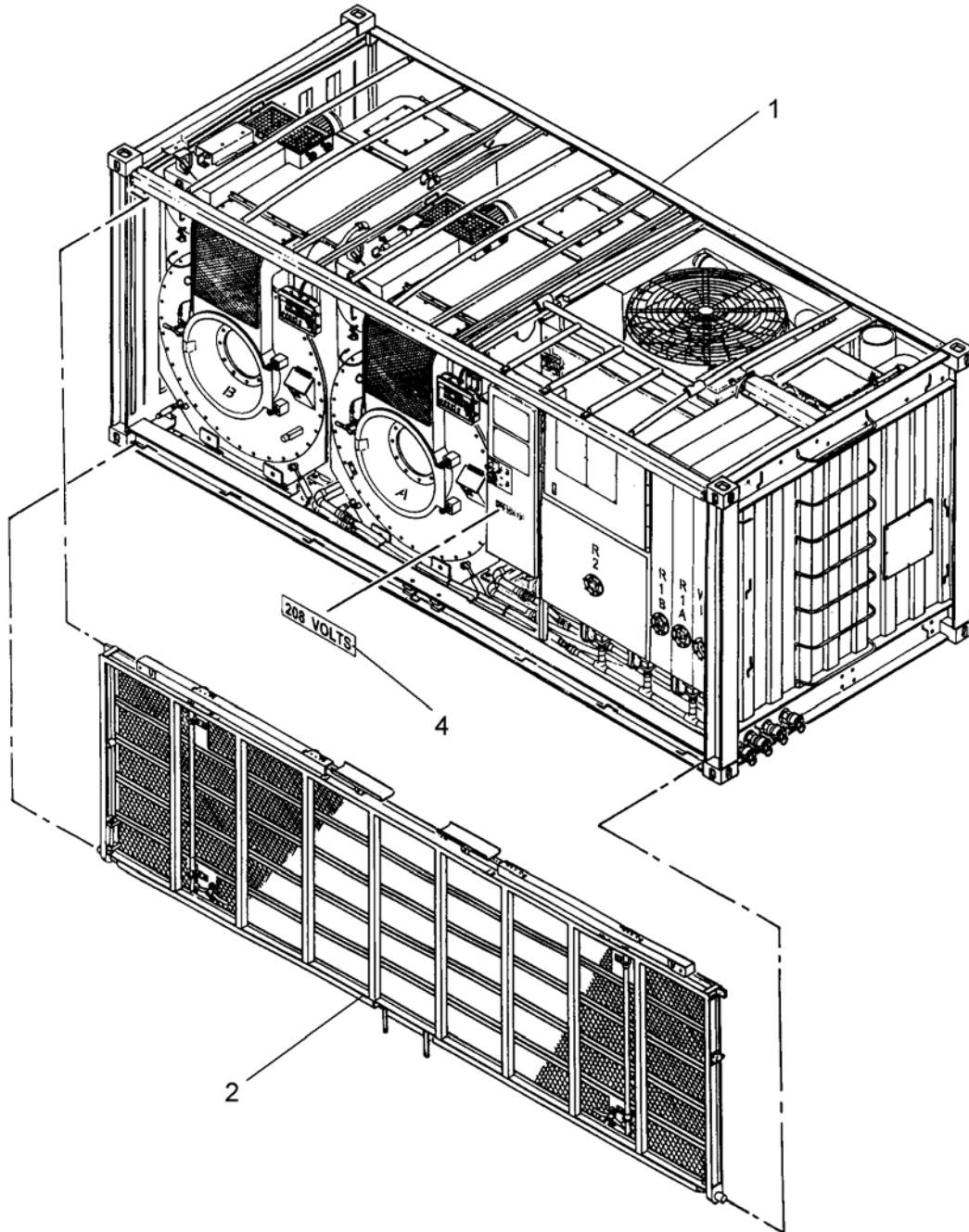


Figure 2. LAUNDRY ADVANCED SYSTEM (LADS)



(1) ITEM NO.	(2) SMR CODE	(3) NSN	(4) CAGEC	(5) PART NUMBER	(6) DESCRIPTION AND USABLE ON CODE (UOC)	(7) QTY
<b>GROUP 00 LAUNDRY ADVANCED SYSTEM (LADS)</b>						
<b>FIG. 2 LAUNDRY ADVANCED SYSTEM</b>						
1	XCHLL		4X630	863-700000	.SKID ASSEMBLY,LADS(REFER TO FIGURE 3 FOR BREAKDOWN)	1
2	XCHHH		4X630	863-800000	.AUX EQUIP INSTALLATION (REFER TO FIGURE 108 FOR BREAKDOWN)	1
3	XCOHH		4X630	863-820000	.ACCESSORIES INSTALLATION (REFER TO FIGURE 116 FOR BREAKDOWN) NOT SHOWN	1
4	XCOOO		4X630	863-910000	.PLACARD INSTALLATION (REFER TO FIGURE 133 FOR BREAKDOWN)	1

END OF FIGURE



REPAIR PARTS AND SPECIAL TOOL LIST (RPSTL)  
LAUNDRY ADVANCED SYSTEM (LADS)  
NSN: 3510-01-463-0114  
SKID ASSEMBLY, LADS  
REPAIR PARTS LIST

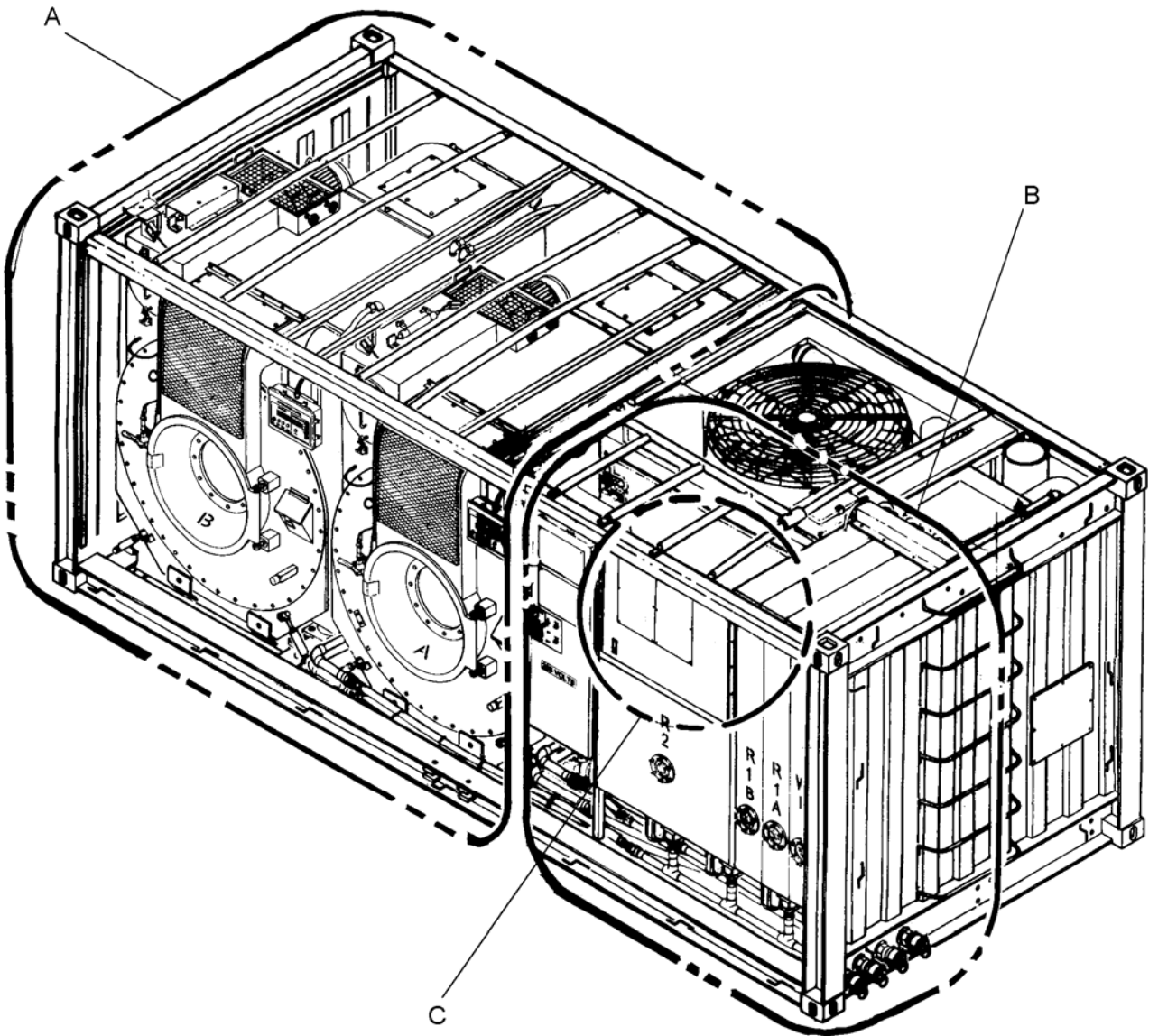


Figure 3. SKID ASSEMBLY, LADS (Sheet 1 of 7)

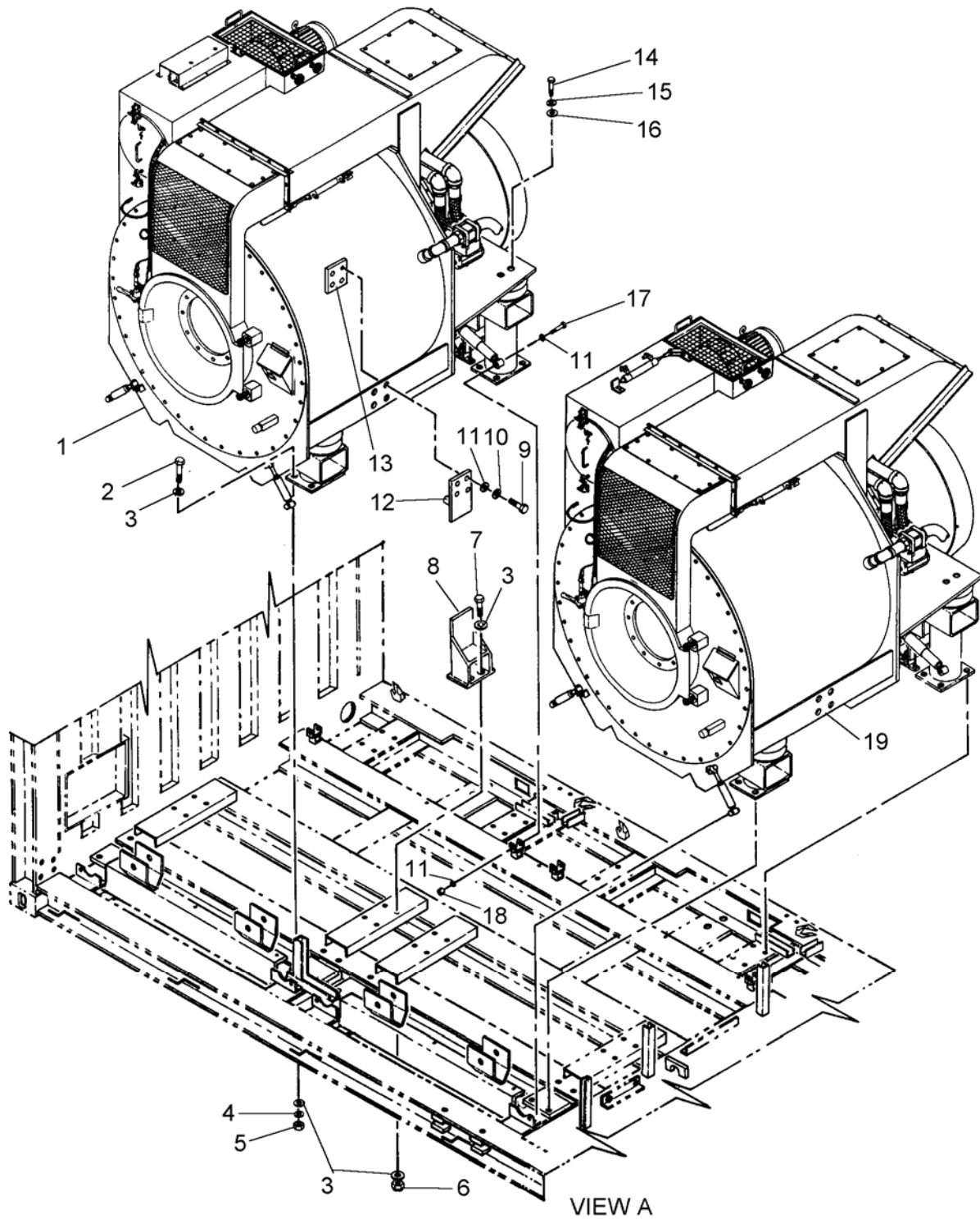


Figure 3. SKID ASSEMBLY, LADS (Sheet 2 of 7)

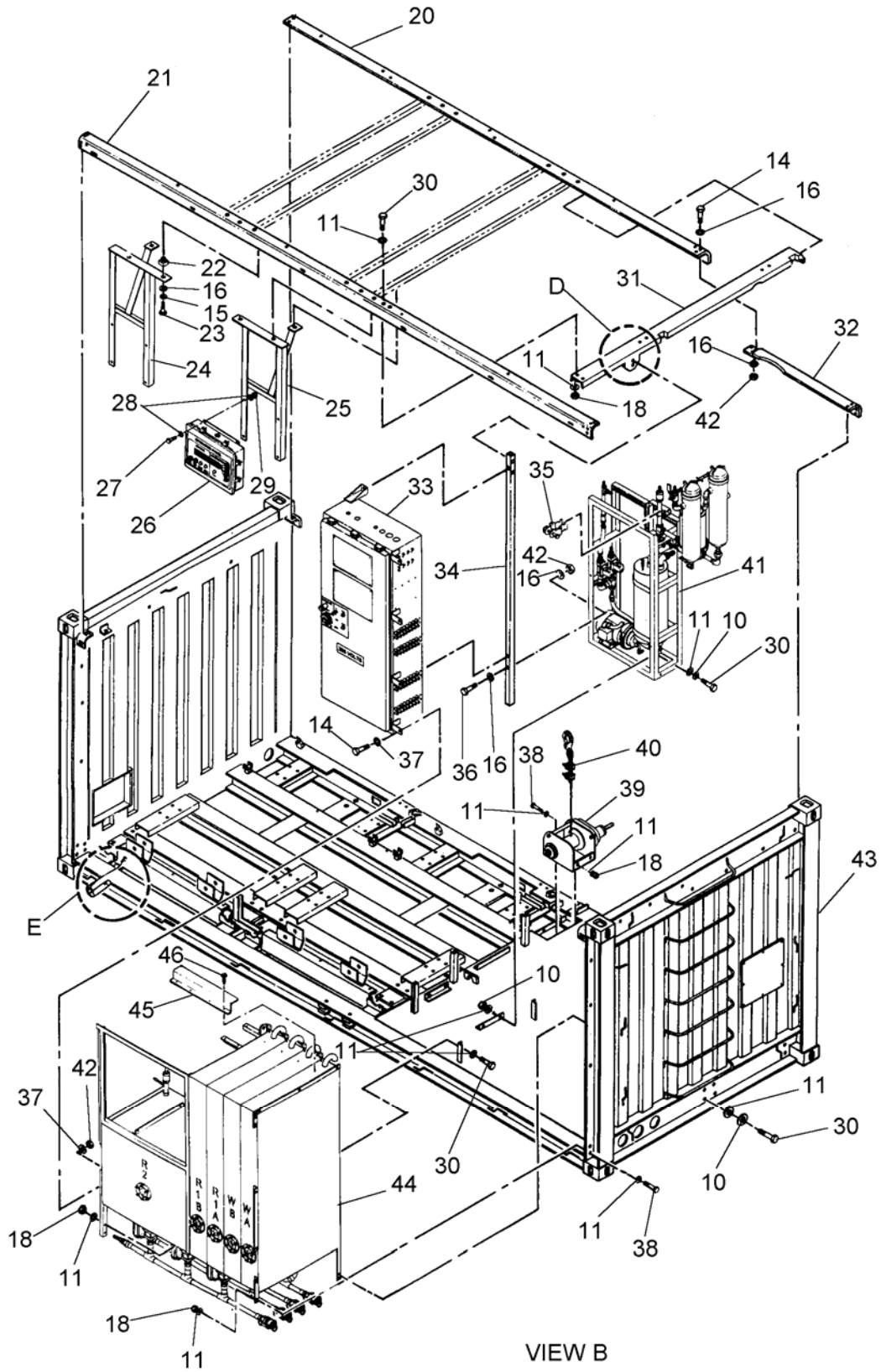


Figure 3. SKID ASSEMBLY, LADS (Sheet 3 of 7)

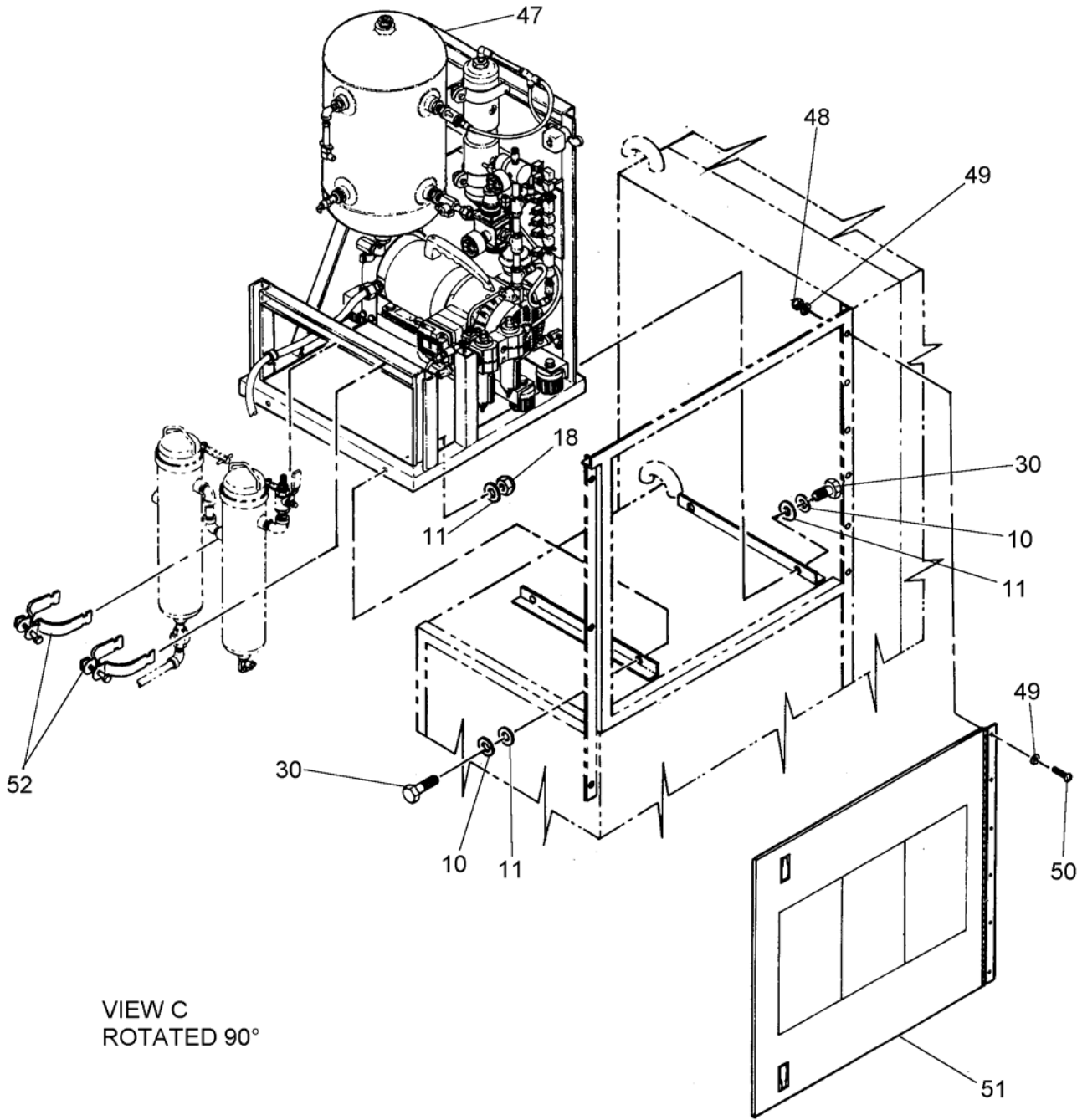
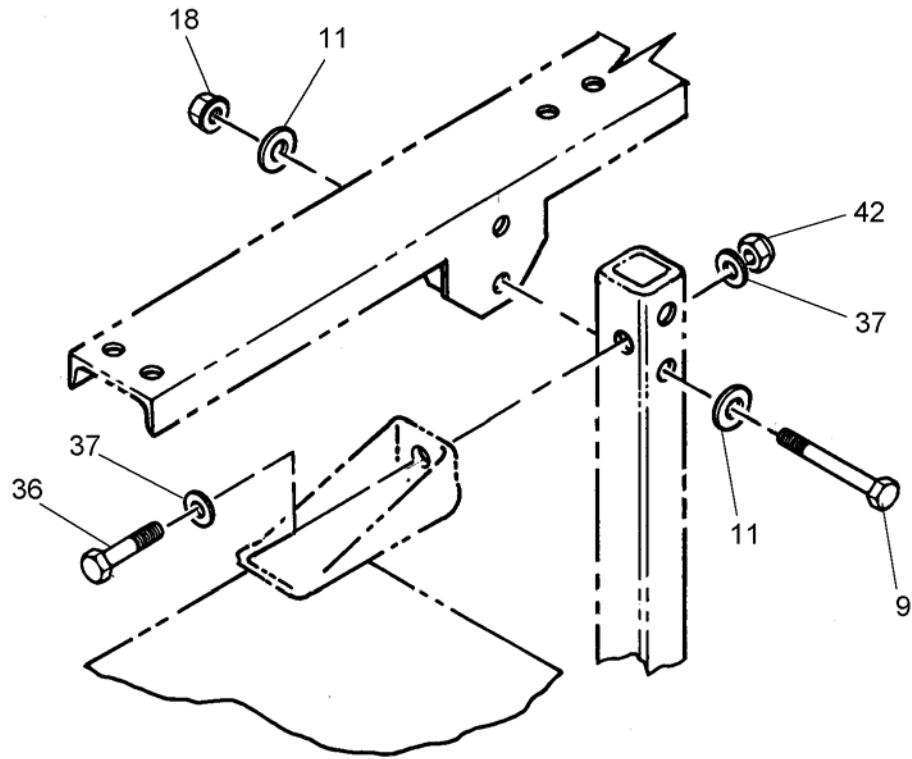
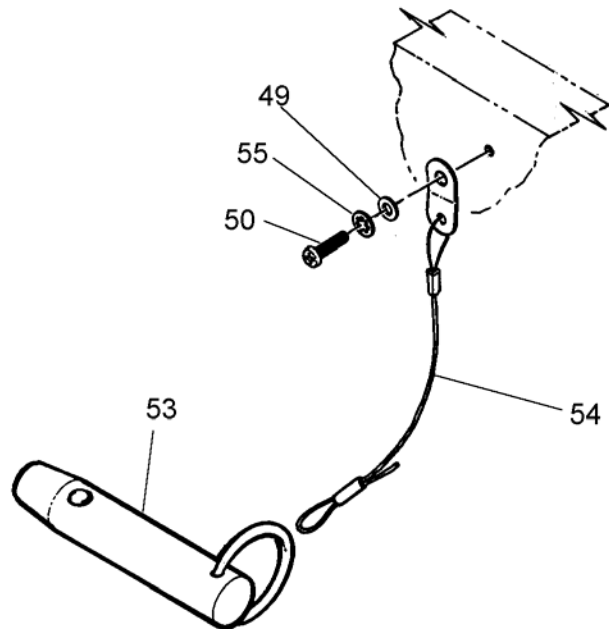


Figure 3. SKID ASSEMBLY, LADS (Sheet 4 of 7)



VIEW D



VIEW E

Figure 3. SKID ASSEMBLY, LADS (Sheet 5 of 7)

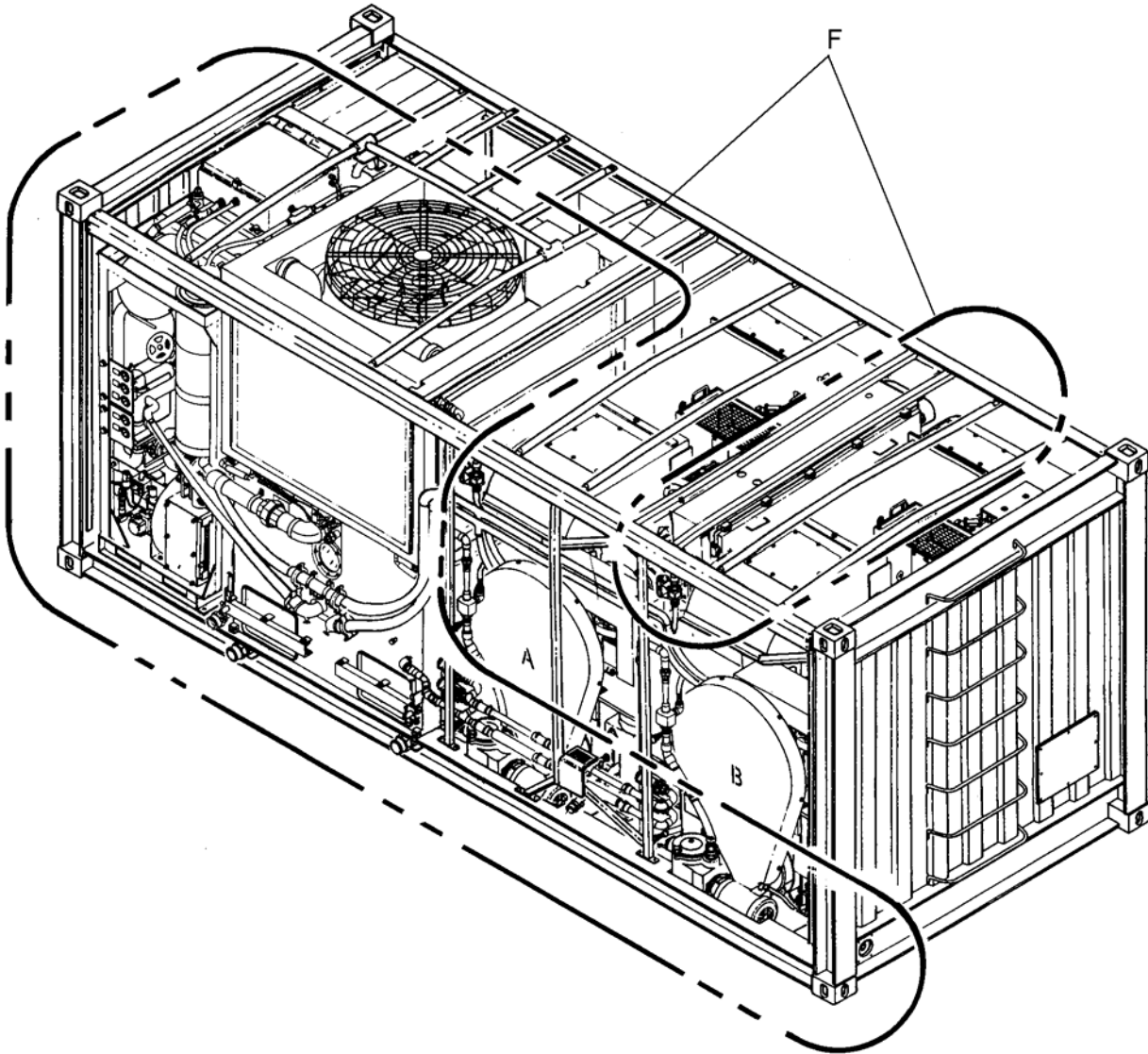


Figure 3. SKID ASSEMBLY, LADS (Sheet 6 of 7)



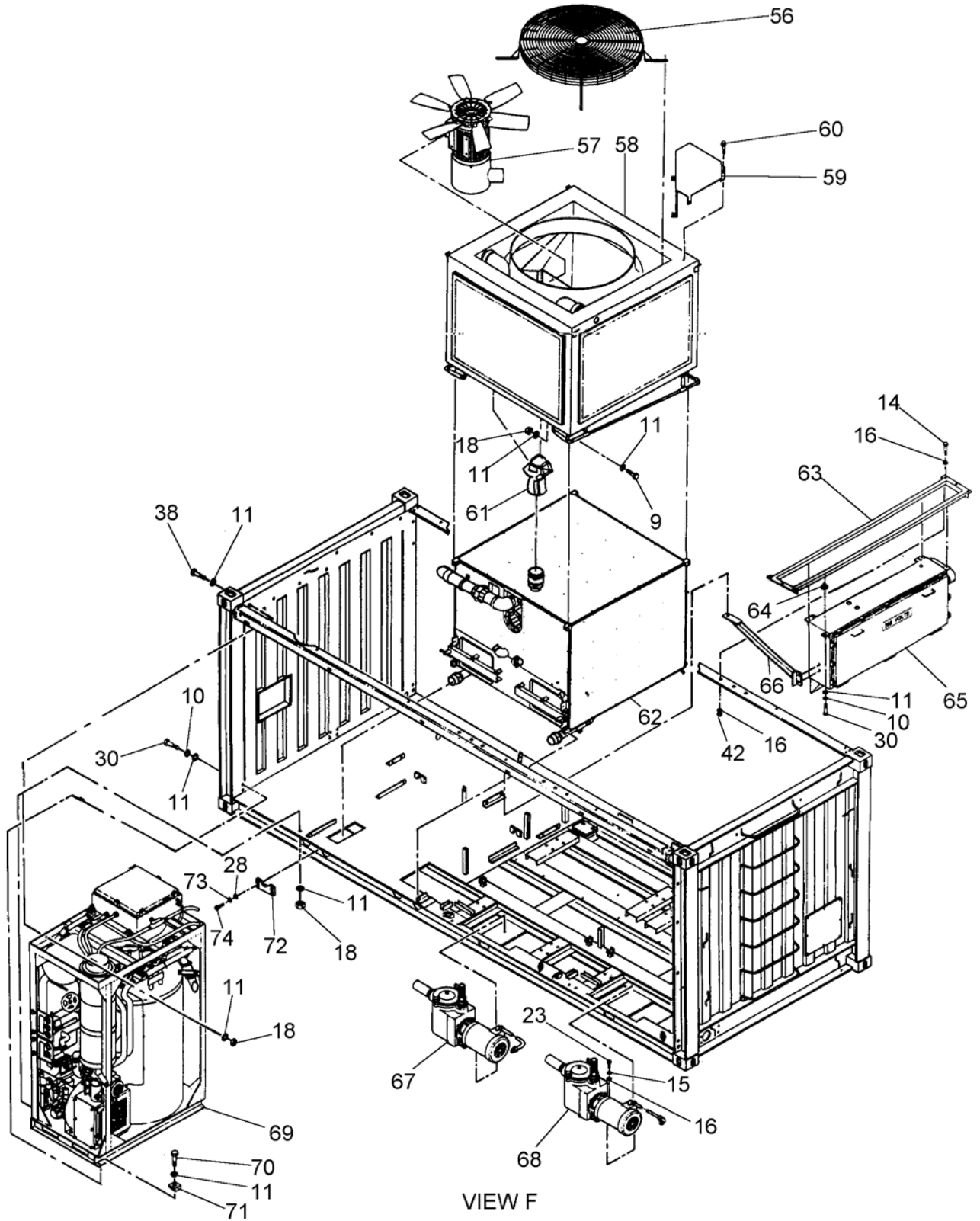


Figure 3. SKID ASSEMBLY, LADS (Sheet 7 of 7)

(1) ITEM NO.	(2) SMR CODE	(3) NSN	(4) CAGEC	(5) PART NUMBER	(6) DESCRIPTION AND USABLE ON CODE (UOC)	(7) QTY
<b>GROUP 01 SKID ASSEMBLY, LADS</b>						
<b>FIGURE 3 SKID ASSEMBLY, LADS</b>						
1	XDHLL		1Y373	5238001	..DRUM B ASSEMBLY(REFER TO FIGURE 20 FOR BREAKDOWN)	1
2	PAHZZ	5305-00-724-7224	96906	MS90728-166	..SCREW,CAP,HEXAGON HEAD,5/8-11 UNC X 2-1/2 LG	32
3	PAHZZ	5310-00-823-8803	96906	MS27183-21	..WASHER,FLAT,5/8	96
4	PAHZZ	5310-00-820-6653	96906	MS35338-50	..WASHER,LOCK,SPLIT,5/8	32
5	PAHZZ	5310-00-915-4891	96906	MS51967-21	..NUT,PLAIN,HEXAGONHEAD,5/8-11 UNC	32
6	PAHZZ	5310-00-269-4040	96906	MS51922-49	..NUT,SELF-LOCKING,HEX HD,5/8-11 UNC	16
7	PAHZZ	5305-00-724-7222	96906	MS90728-164	..SCREW,CAP,HEXAGON HEAD,5/8-11 UNC X 2 LG	16
8	XDHZZ		4X630	863-710090	..MOUNT,DRUM BMPR	4
9	PAOZZ	5305-00-071-1772	80205	MS90725-119	..SCREW,CAP,HEXAGON HEAD,1/2-13 UNC X 3 LG	24
10	PAOZZ	5310-00-003-4094	96906	MS35338-48	..WASHER,LOCK,SPLIT,1/2	34
11	PAOZZ	5310-00-809-5998	96906	MS27183-18	..WASHER,FLAT,1/2	130
12	XDOZZ		4X630	863-710100	..PRELOAD PLT,BMPER	4
13	XDOZZ		4X630	863-710110	..NUT PLATE,PRELOAD,BUMPER	4
14	PAOZZ	5305-01-325-8387	96906	MS90725-64	..SCREW,CAP,HEXAGON HEAD,3/8-16 UNC X 1-1/2 LG	53
15	PAOZZ	5310-00-637-9541	96906	MS35338-46	..WASHER,LOCK,SPLIT,3/8	26
16	PAOZZ	5310-01-280-5796	96906	MS27183-57	..WASHER,FLAT,3/8	96
17	PAOZZ	5305-00-071-2077	80204	B1821BH050C 350N	..SCREW,CAP,HEXAGON HD,1/2-13 UNC X 3 1/2 LG	8
18	PAOZZ	5310-00-225-6993	96906	MS51922-33	..NUT,SELF-LOCKING,HEX HD,1/2-13 UNC	48
19	XDHLL		1Y373	5238000	..DRUM A ASSEMBLY(REFER TO FIGURE 5 FOR BREAKDOWN)	1
20	XDHZZ		4X630	863-710020	..SUPPORT,SKID,BACK	1
21	XDHZZ		4X630	863-710010	..SUPPORT,SKID,FRONT	1
22	PAOZZ	5310-00-568-0326	96195	P1008	..NUT,PLAIN,RECTANGUL,W/SPRING,3 /8-16 UNC	6
23	PAOZZ	5305-00-269-3211	80205	MS90725-60	..SCREW,CAP,HEXAGON HEAD,3/8-16 UNC X 1 LG	12
24	XDHHH		4X630	863-710040	..SUPPORT,OPER PANEL,LEFT	1
25	XDHHH		4X630	863-710050	..SUPPORT,OPER PANEL,RIGHT	1
26	AOOHH		4X630	863-520000	..OPERATOR PNL ASSY(REFER TO FIGURE 74 FOR BREAKDOWN)	2
27	PAOZZ	5305-00-702-4523	96906	MS35307-306	..SCREW,CAP,HEXAGON HEAD,1/4-20 UNC X 3/4 LG	8
28	PAOZZ	5310-00-582-5677	96906	MS15795-810	..WASHER,FLAT,1/4	20
29	PAOZZ	5310-00-241-6604	96906	MS17830-4C	..NUT,SELF-LOCKING,HEX HD,1/4-20 UNC	8
30	PAOZZ	5305-01-325-8388	96906	MS90725-113	..SCREW,CAP,HEXAGON HEAD,1/2-13 UNC X 1-1/2 LG	30
31	XDHHH		4X630	863-710070	..SUPPORT,SHEAVE	1
32	XDFZZ		4X630	863-710021	..SUPPORT,SKID,BACK,SHORT	1

(1) ITEM NO.	(2) SMR CODE	(3) NSN	(4) CAGEC	(5) PART NUMBER	(6) DESCRIPTION AND USABLE ON CODE (UOC)	(7) QTY
<b>GROUP 01 SKID ASSEMBLY, LADS</b>						
<b>FIGURE 3 SKID ASSEMBLY, LADS</b>						
33	AHHHH		4X630	863-510000	..ENCLOSURE,MAINCONTROL (REFER TO FIGURE 68 FOR BREAKDOWN)	1
34	XDHZZ		4X630	863-710030	..SUPPORT,MAIN ENCLOSURE	1
35	PAOZZ	5340-00-693-2481	96195	P1113	..HANGER,PIPE,1 IN	1
36	PAOZZ	5305-01-387-0114	96906	MS90725-70	..SCREW,CAP,HEXAGON HEAD,3/8-16 UNC X 3 LG	3
37	PAOZZ	5310-00-080-6004	96906	MS27183-14	..WASHER,FLAT,3/8	14
38	PAOZZ	5305-00-071-2071	96906	MS51095-416	..SCREW,CAP,HEXAGON HD,1/2-13 UNC X 2 LG	13
39	PAOZZ	3950-01-481-8473	4X630	863-710120	..WINCH,DRUM,HAND OPERATED	1
40	AOOOO		4X630	863-710123	..CABLE ASSY,WINCH(REFER TO FIGURE 115 FOR BREAKDOWN)	1
41	AHHHH		4X630	863-270000	..DISTILLATE ASSY(REFER TO FIGURE 45 FOR BREAKDOWN)	1
42	PAOZZ	5310-00-087-4652	96906	MS51922-17	..NUT,SELF-LOCKING,HEX HD,3/8-16 UNC	42
43	AOOHH		4X630	863-610000	..ISO FRAME ASSEMBLY (REFER TO FIGURE 4 FOR BREAKDOWN)	1
44	AOOHH		4X630	863-130000	..TANK ASSEMBLY(REFER TO FIGURE 31 FOR BREAKDOWN)	1
45	XDHHH		4X630	863-710130	..GUARD,LEVEL TUBE	1
46	PAOZZ	5305-01-506-3425	39428	91675A353	..SCREW,SELF-DRILLING,#10,W/SEALING WASHER	4
47	AHHHH		4X630	863-410000	..AIR SYSTEM ASSY(REFER TO FIGURE 56 FOR BREAKDOWN)	1
48	PAOZZ	5310-00-208-9255	96906	MS21044-C3	..NUT,SLFLKG,#10-32UNF	7
49	PAOZZ	5310-00-619-1148	96906	MS15795-808	..WASHER,FLAT,#10	18
50	PAOZZ	5305-00-059-3661	96906	MS51958-65	..SCREW,MACHINE,PAN HD,#10-32 UNF X 3/4 LG	11
51	AOOOO		4X630	863-710080	..DOOR ASSY,ACCESS,AIR SYSTEM (REFER TO FIGURE 107 FOR BREAKDOWN)	1
52	PAOZZ	5340-00-973-9150	96195	P1121	..HANGER,PIPE,4 IN	2
53	PAOZZ	5315-01-481-2221	4X630	863-000626	..PIN,QUICK RELEASE,1.00 DIA X 4.80 GRIP	4
54	PAOZZ	4020-01-481-1699	4X630	863-000309	..FIBER ROPE ASSEMBLY	4
55	PAOZZ	5310-00-543-5933	96906	MS35333-73	..WASHER,LOCK,INTERNAL TOOTH,#10	4
56	XDFZZ		4X630	863-220062	..GUARD,COND FAN	1
57	AFFFF		4X630	863-220061	..FAN ASSY,STILL CONDENSOR (REFER TO FIGURE 44 FOR BREAKDOWN)	1
58	AHFHH		4X630	863-220000	..STILL COND ASSY(REFER TO FIGURE 38 FOR BREAKDOWN)	1
59	XDFZZ		4X630	863-220050	..SHROUD,FAN CLNG	1
60	PAOZZ	5305-01-481-3197	4X630	863-000519	..SCREW,SELF-DRILLING,#10,W/SEALING WASHER	5
61	PAOZZ	5970-01-481-4957	4X630	863-220330	..INSULATION JACKET,THERMAL,Y	1

(1) ITEM NO.	(2) SMR CODE	(3) NSN	(4) CAGEC	(5) PART NUMBER	(6) DESCRIPTION AND USABLE ON CODE (UOC)	(7) QTY
<b>GROUP 01 SKID ASSEMBLY, LADS</b>						
<b>FIGURE 3 SKID ASSEMBLY, LADS</b>						
EXTENSION						
62	XDHLL		4X630	863-210000	..STILL ASSEMBLY(REFER TO FIGURE 36 FOR BREAKDOWN)	1
63	XDHHH		4X630	863-710060	..SUPPORT,INV ENCLOSURE	2
64	PAOZZ	5310-00-335-0051	96195	P1010	..NUT,PLAIN,RECTANGUL,W/SPRING,1/2-13 UNC	6
65	AHHHH		4X630	863-550000	..ENCLOSURE,INVERTER (REFER TO FIGURE 75 FOR BREAKDOWN)	1
66	XDHHH		4X630	863-710150	..STABILIZER,ENCLSR,INVERTER	1
67	AOOLL		4X630	863-710201	..PUMP ASSY,WATER B(REFER TO FIGURE 30 FOR BREAKDOWN)	1
68	AOOLL		4X630	863-710200	..PUMP ASSY,WATER A(REFER TO FIGURE 29 FOR BREAKDOWN)	1
69	AFFLL		4X630	863-310000	..HEATER ASSY(REFER TO FIGURE 48 FOR BREAKDOWN)	1
70	PAOZZ	5305-00-716-8128	96906	MS90725-117	..SCREW,CAP,HEXAGON HEAD,1/2-13 UNC X 2-1/2 LG	1
71	PAFZZ	5310-01-369-8278	39428	90845A034	..WASHER,BEVEL,SQUARE,1/2	1
72	XDHZZ		4X630	863-710140	..BRACKET,DRAIN VLV,STILL	2
73	PAOZZ	5310-00-582-5965	96906	MS35338-44	..WASHER,LOCK,SPLIT,1/4	4
74	PAOZZ	5305-00-207-8253	96906	MS35307-308	..SCREW,CAP,HEXAGON HEAD,1/4-20 UNC X 1 IN LG	4
75	XCOHH		4X630	863-720000	..PIPING INSTALL,WATER (REFER TO FIGURE 21 FOR BREAKDOWN) NOT SHOWN	1
76	XCFHH		4X630	863-730000	..PIPING INSTALL,TF(REFER TO FIGURE 54 FOR BREAKDOWN) NOT SHOWN	1
77	XCOOO		4X630	863-750000	..TUBING INSTALL,AIR (REFER TO FIGURE 59 FOR BREAKDOWN) NOT SHOWN	1
78	XCOOO		4X630	863-740000	..CONDUIT INSTALL(REFER TO FIGURE 80 FOR BREAKDOWN) NOT SHOWN	1
79	XCOOO		4X630	863-760000	..TUBING INSTALL,AF(REFER TO FIGURE 105 FOR BREAKDOWN) NOT SHOWN	1
END OF FIGURE						



---

REPAIR PARTS AND SPECIAL TOOL LIST (RPSTL)  
LAUNDRY ADVANCED SYSTEM (LADS)  
NSN: 3510-01-463-0114  
ISO FRAME ASSEMBLY  
REPAIR PARTS LIST

---

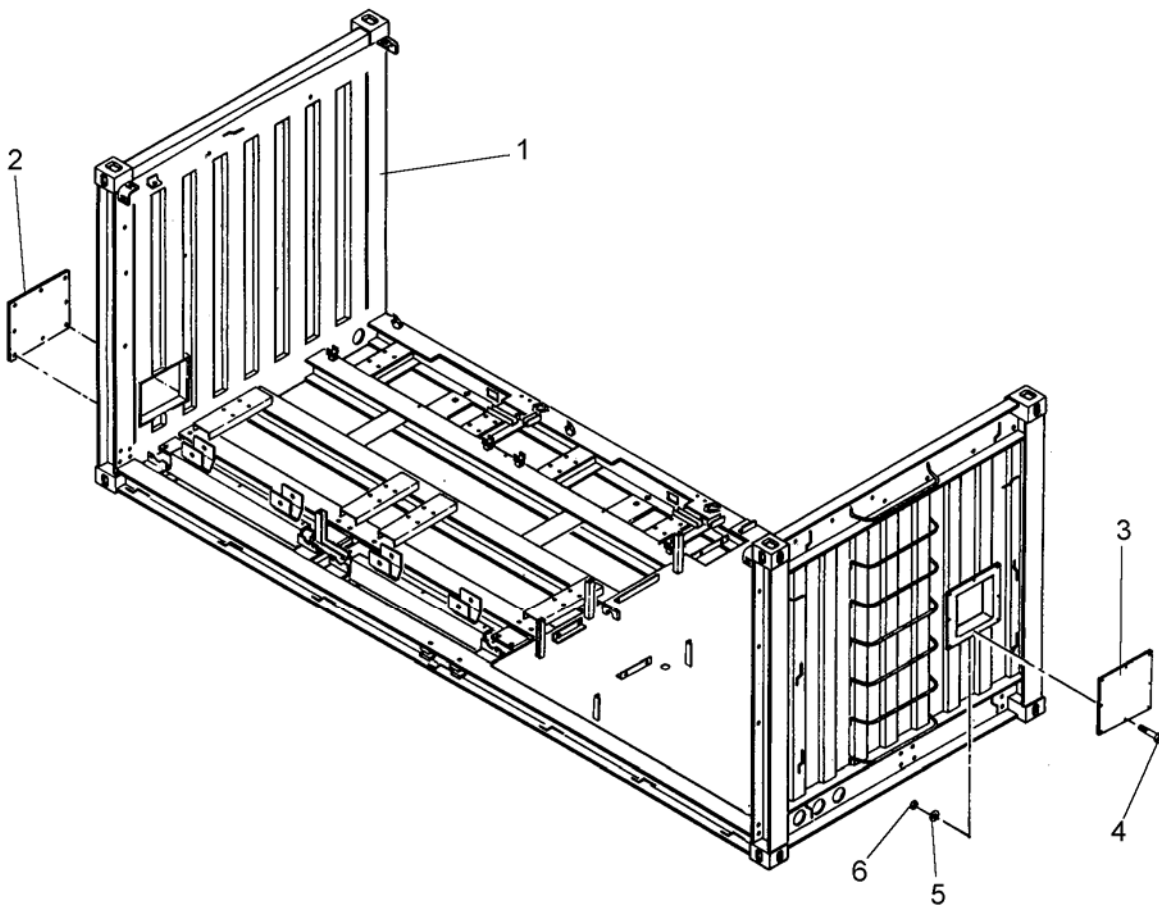


Figure 4. ISO Frame Assembly

(1) ITEM NO.	(2) SMR CODE	(3) NSN	(4) CAGEC	(5) PART NUMBER	(6) DESCRIPTION AND USABLE ON CODE (UOC)	(7) QTY
<b>GROUP 0101 ISO FRAME ASSEMBLY</b>						
<b>FIG. 4 ISO FRAME ASSEMBLY</b>						
1	XDHHH		4X630	863-610011	...ISO FRAME WELDMENT	1
2	XDOZZ		4X630	863-610030	...COVER,ACCESS,DRUM	1
3	XDOZZ		4X630	863-610020	...COVER,ACCESS,HEATER	1
4	PAOZZ	5305-00-225-3839	96906	MS90725-8	...SCREW,CAP,HEXAGON HEAD,1/4-20 UNC X 1 LG	16
5	PAOZZ	5310-00-809-4058	96906	MS27183-10	...WASHER,FLAT,1/4	32
6	PAOZZ	5310-00-088-1251	96906	MS51922-1	...NUT,SELF-LOCKING,HEX HD,1/4-20 UNC	16

END OF FIGURE







REPAIR PARTS AND SPECIAL TOOL LIST (RPSTL)  
LAUNDRY ADVANCED SYSTEM (LADS)  
NSN: 3510-01-463-0114  
DRUM A ASSEMBLY  
REPAIR PARTS LIST

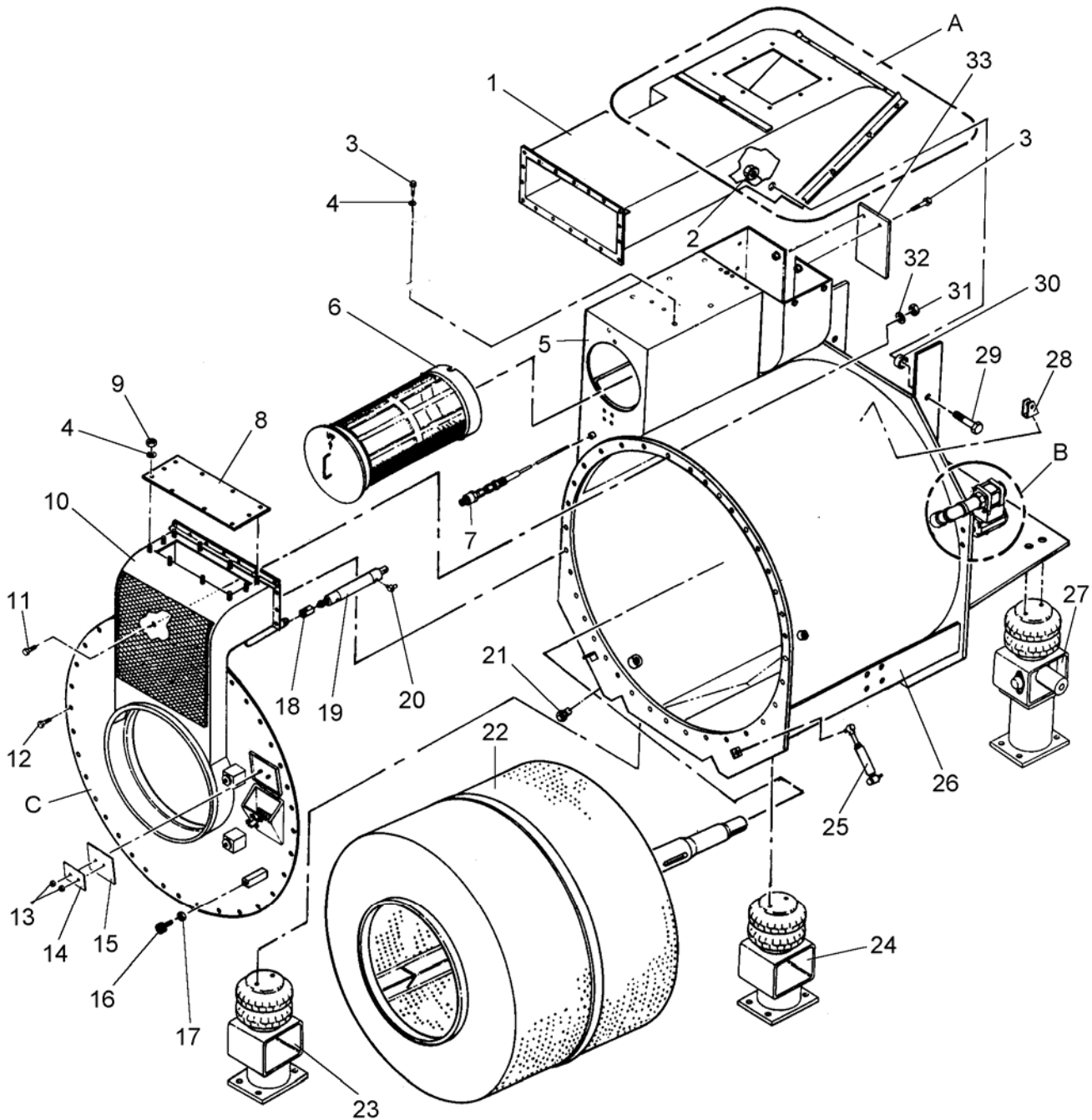
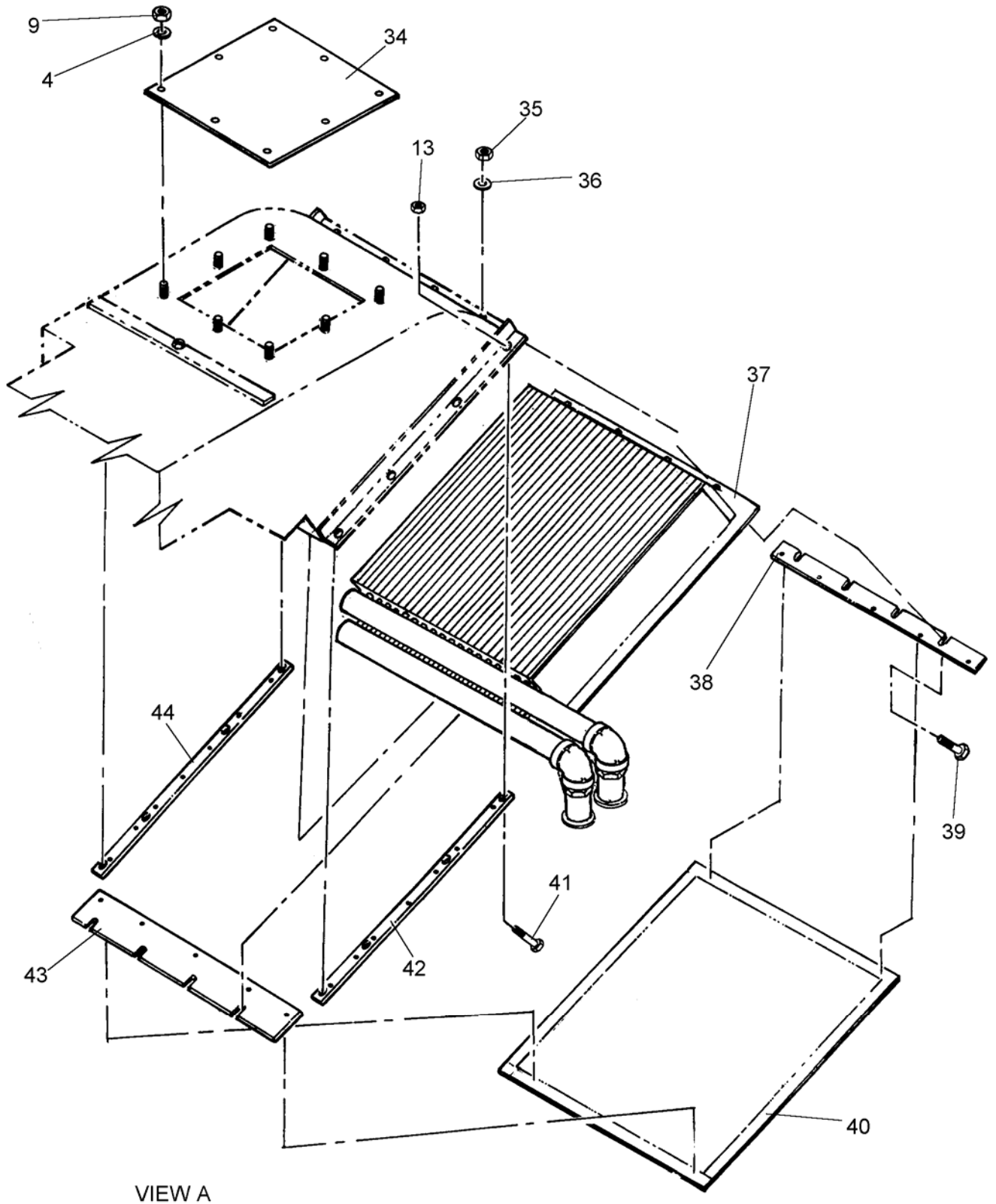


Figure 5. Drum A Assembly (Sheet 1 of 6)



VIEW A

Figure 5. Drum A Assembly (Sheet 2 of 6)

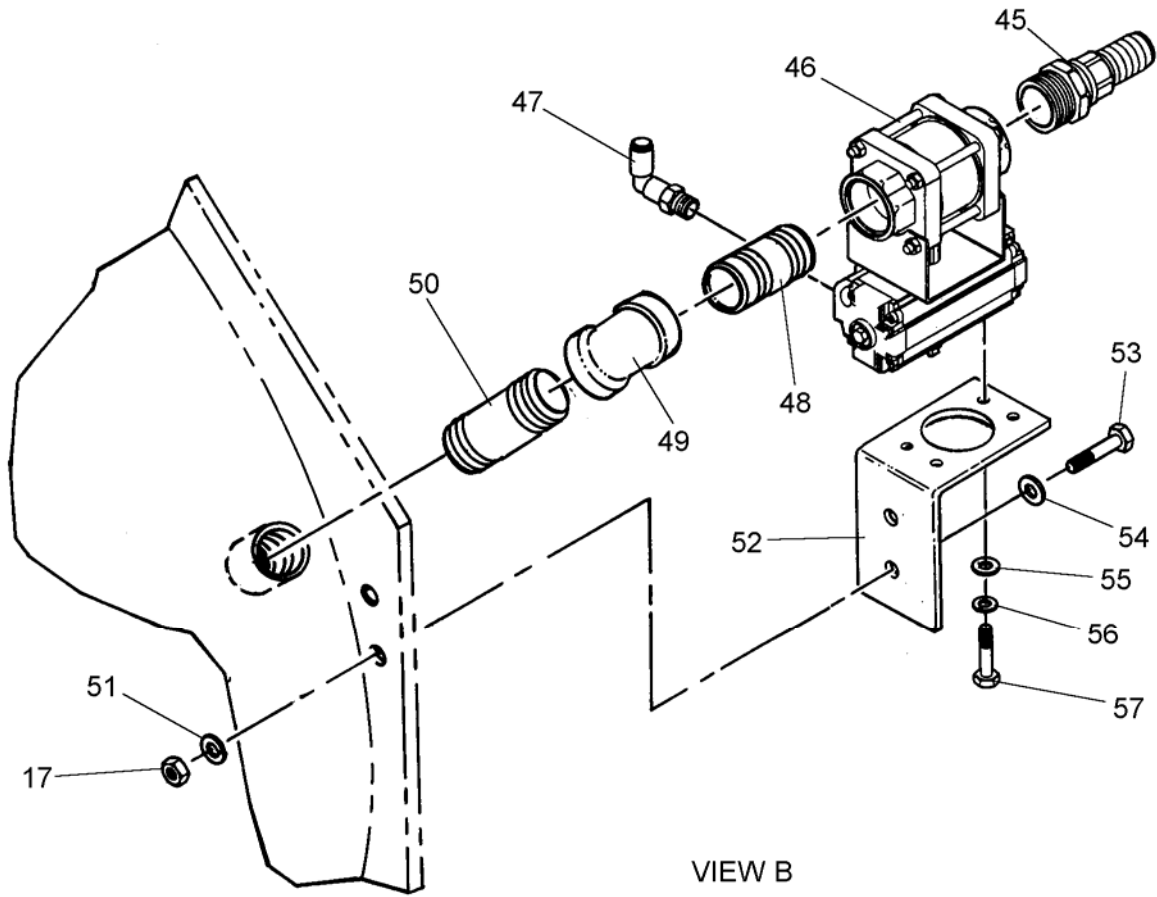


Figure 5. Drum A Assembly (Sheet 3 of 6)

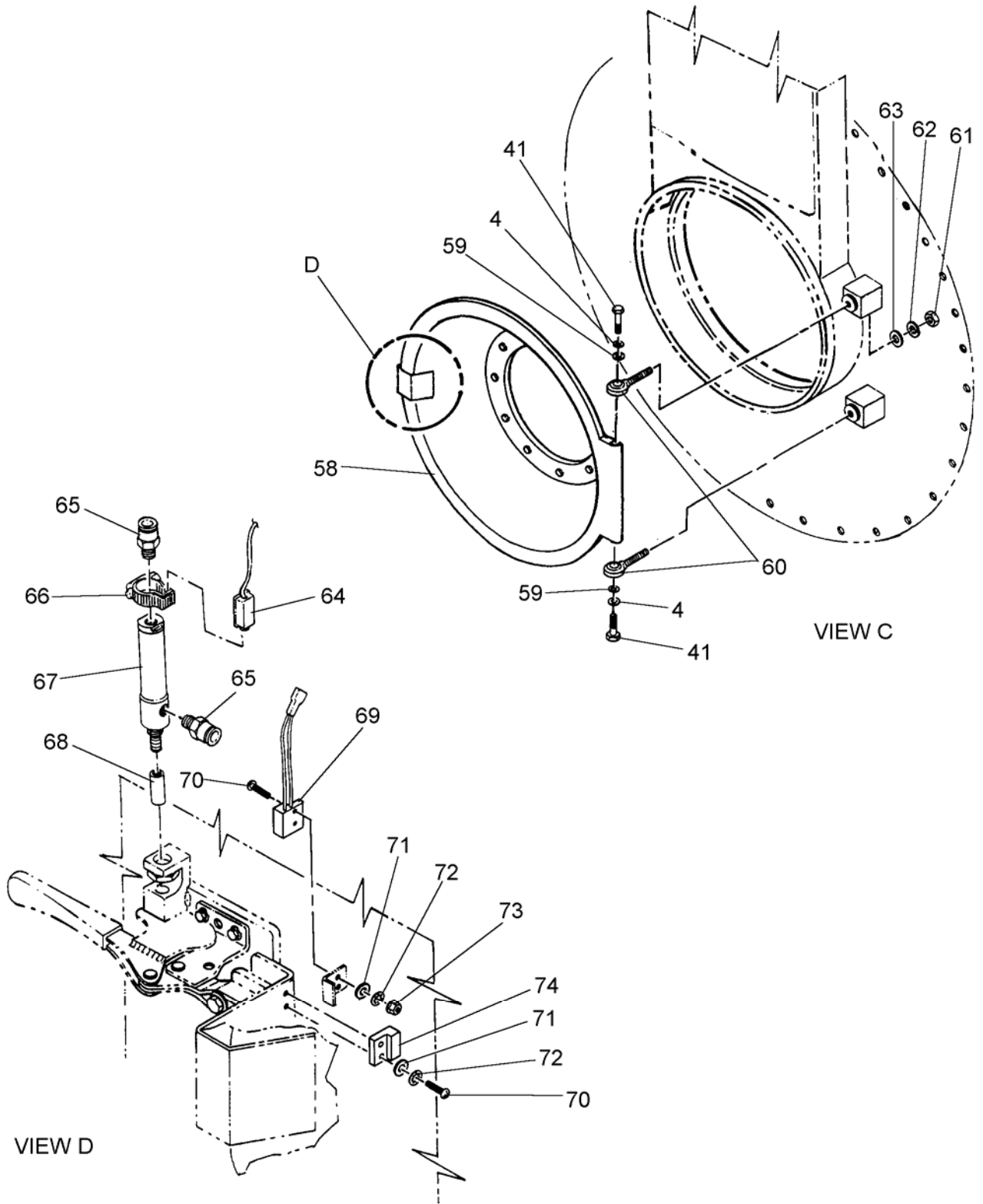


Figure 5. Drum A Assembly (Sheet 4 of 6)

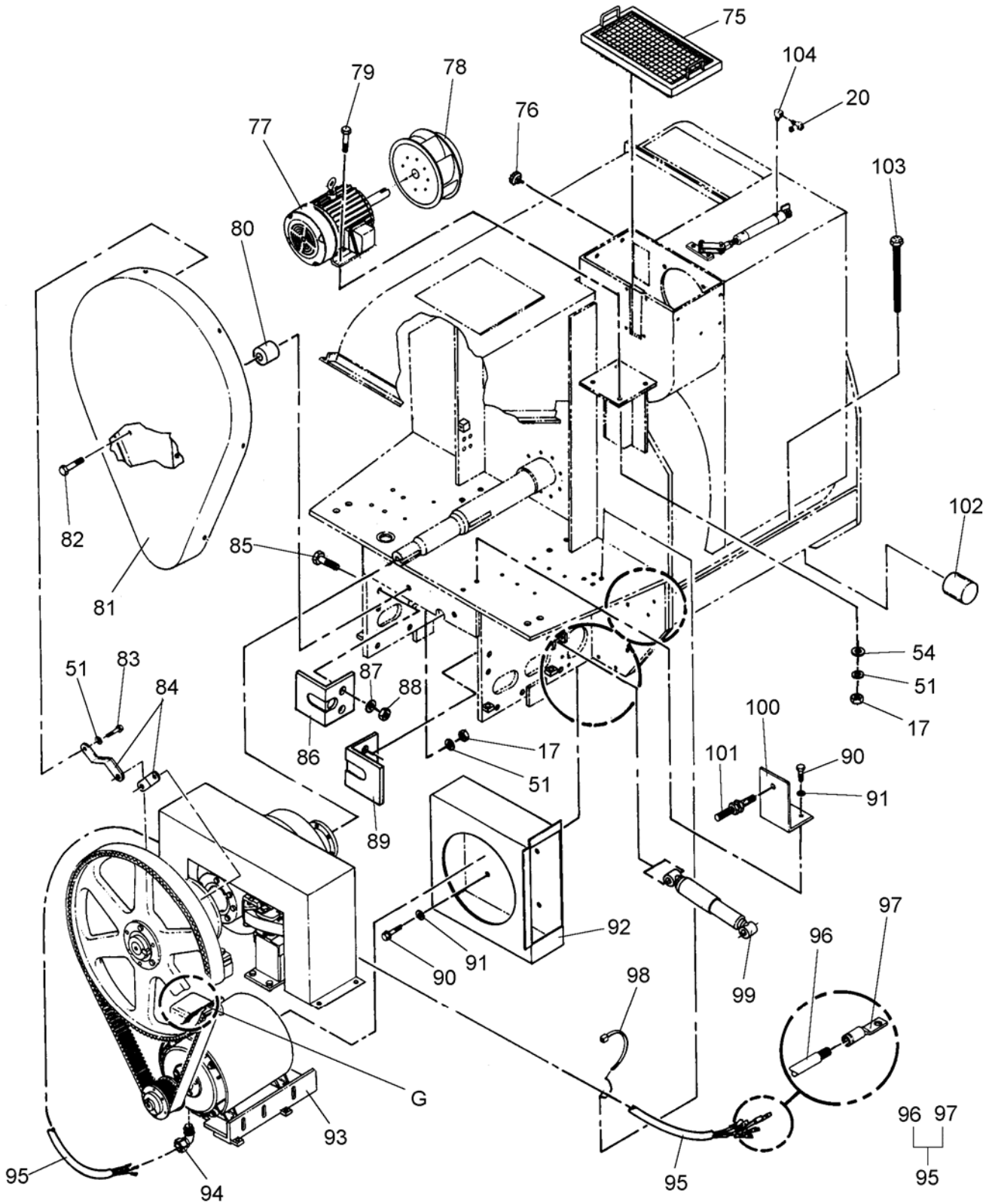


Figure 5. Drum A Assembly (Sheet 5 of 6)

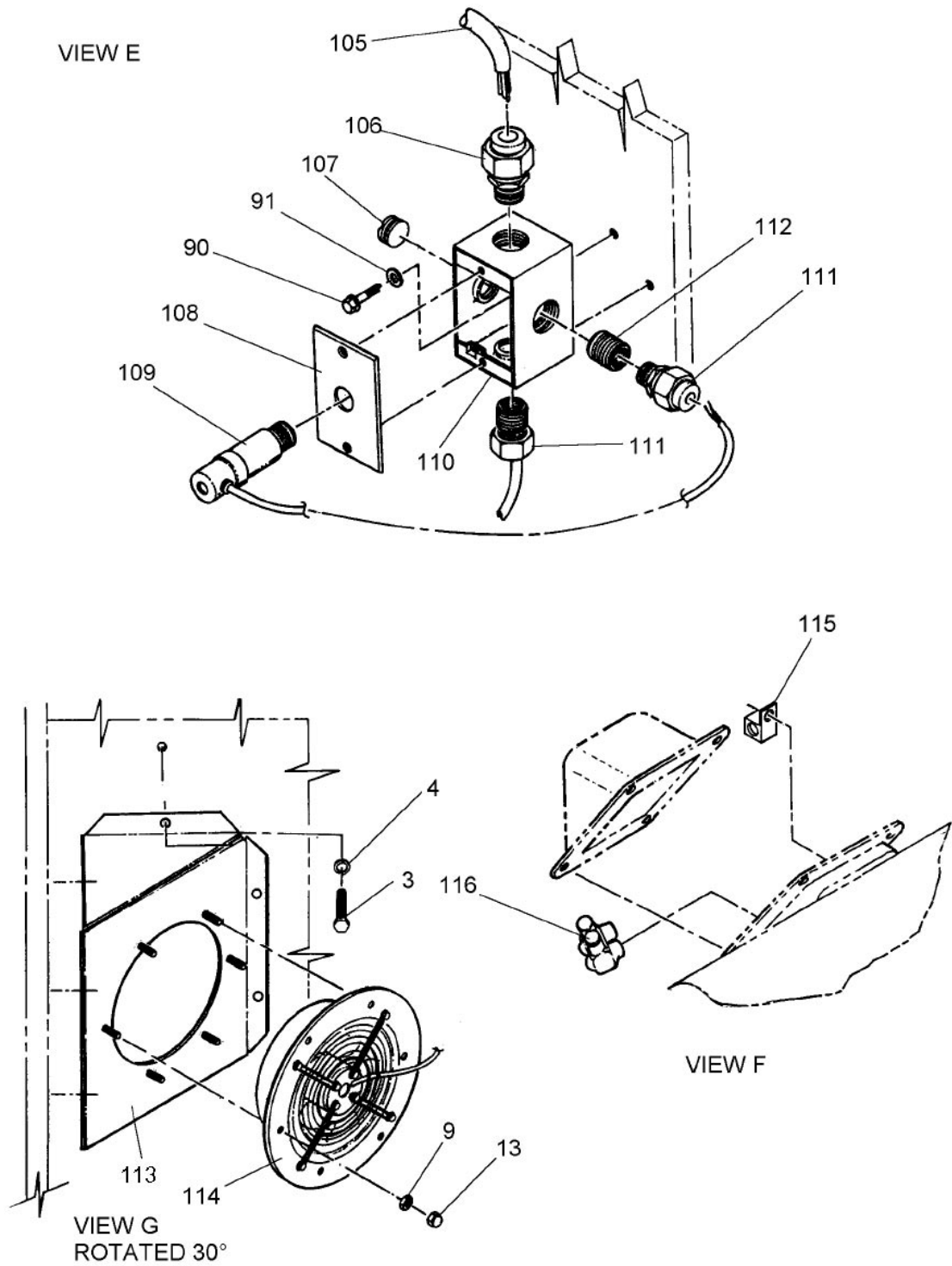


Figure 5. Drum A Assembly (Sheet 6 of 6)

(1) ITEM NO.	(2) SMR CODE	(3) NSN	(4) CAGEC	(5) PART NUMBER	(6) DESCRIPTION AND USABLE ON CODE (UOC)	(7) QTY
<b>GROUP 0102 DRUM A ASSEMBLY</b>						
<b>FIG. 5 DRUM A ASSEMBLY</b>						
1	XDHZZ		1Y373	5238850	...HEATER DUCT WLDMT	1
2	PAOZZ	5310-00-595-7421	96906	MS17829-8C	...NUT,SELF-LOCKING,HEX HD,1/2-13 UNC	2
3	PAOZZ	5305-00-719-3997	96906	MS35307-303	...SCREW,CAP,HEXAGON HEAD,1/4-20 UNC X 1/2 LG	16
4	PAOZZ	5310-00-933-8121	96906	MS35338-139	...WASHER,LOCK,SPLIT,1/4	52
5	XDHHH		1Y373	5238300	...DUCT ASSY,OUTLET(REFER TO FIGURE 8 FOR BREAKDOWN)	1
6	AOOHH		1Y373	5238500	...LINT FILTER ASSY(REFER TO FIGURE 9 FOR BREAKDOWN)	1
7	PAOZZ	6685-01-506-7129	4X630	863-510925	...RESISTOR,THERMAL,TEMPERATUR E SENSING,10 IN LG	2
8	XDOZZ		1Y373	5238809	...COVER,INSPECTION,OUTSIDE AIR DAMPER	1
9	PAOZZ	5310-00-903-5966	96906	MS51971-1	...NUT,PLAIN,HEXAGONHEAD,1/4-20 UNC	42
10	XDHHH		1Y373	5238200	...FRONT HEAD PLT ASSY(REFER TO FIGURE 7 FOR BREAKDOWN)	1
11	PAOZZ	5305-00-847-1159	96906	MS35307-365	...SCREW,CAP,HEXAGON HEAD,3/8-16 UNC X 1-3/4 LG	6
12	PAOZZ	5305-00-021-3740	96906	MS35307-364	...SCREW,CAP,HEXAGON HEAD,3/8-16 UNC X 1-1/2 LG	43
13	PAOZZ	5310-00-483-8792	80205	MS17829-4C	...NUT,SELF-LOCKING,HEX HD,1/4-20 UNC	18
14	XDOZZ		1Y373	5238232	...RETAINER,GASKET,SOAP BOX	1
15	PAOZZ	5330-01-481-2241	4X630	863-110935	...GASKET,SOAP BOX	1
16	PAOZZ	5340-01-481-1740	4X630	863-000607	...BUMPER,METALLIC	1
17	PAOZZ	5310-00-056-3395	96906	MS35649-2382	...NUT,PLAIN,HEXAGON,3/8-16 UNC	9
18	PAOZZ	5340-01-481-1682	4X630	863-110895	...CLEVIS,ROD END,AIR CYLINDER	1
19	PAOZZ	3040-01-482-1254	4X630	863-110989	...CYLINDER ASSEMBLY,AIR	1
20	PAOZZ	4820-01-481-7874	4X630	863-110995	...VALVE,FLOW CONTROL,1/8 NPT X 1/4 TUBE	4
21	PAOZZ	5305-01-075-7084	96906	MS35307-481	...SCREW,CAP,HEXAGON HEAD,3/4-10 UNC X 1 LG	2
22	XDHHH		1Y373	5238600	...CYLINDER ASSEMBLY	1
23	AOOHH		1Y373	5238930	...AIR BAG ASSY,FR,RH(REFER TO FIGURE 13 FOR BREAKDOWN)	1
24	AOOHH		1Y373	5238940	...AIR BAG ASSY,FR,LH(REFER TO FIGURE 14 FOR BREAKDOWN)	1
25	PAOZZ	2510-01-481-7796	4X630	863-110887	...SHOCK ABSORBER,DIRECT ACTION	2
26	XDHHH		1Y373	5238400	...MAIN FRAME WLDMT	1
27	AOOHH		1Y373	5238920	...AIRBAG ASSY,REAR(REFER TO FIGURE 12 FOR BREAKDOWN)	2
28	PAHZZ	5340-01-481-1680	4X630	863-000644	...BRACKET,MOUNTING,AIR CYLINDER	1
29	PAOZZ	5305-00-616-6375	96906	MS35307-417	...SCREW,CAP,HEXAGON HEAD,1/2-13 UNC X 2-1/2 LG	2
30	XDOZZ		1Y373	5238833	...SPACER,HTR DUCT	2



(1) ITEM NO.	(2) SMR CODE	(3) NSN	(4) CAGEC	(5) PART NUMBER	(6) DESCRIPTION AND USABLE ON CODE (UOC)	(7) QTY
<b>GROUP 0102 DRUM A ASSEMBLY</b>						
<b>FIG. 5 DRUM A ASSEMBLY</b>						
31	PAOZZ	5310-00-913-8881	96906	MS51971-3	...NUT,PLAIN,HEXAGONHEAD,3/8-16 UNC	49
32	PAOZZ	5310-00-984-7042	96906	MS35338-141	...WASHER,LOCK,SPLIT,3/8	49
33	XDOZZ		1Y373	5238307	...PLATE,CVR,FAN HS	1
34	XDOZZ		1Y373	5238816	...COVER,INSPECTION,HEATING COIL	1
35	PAOZZ	5310-00-050-6646	96906	MS17830-6C	...NUT,SELF-LOCKING,HEX HD,3/8-16 UNC	8
36	PAOZZ	5310-00-773-7618	96906	MS15795-814	...WASHER,FLAT,3/8	8
37	PAFHH	4420-01-493-4707	4X630	863-110120	...HEAT EXCHNGR,DRYER	1
38	AOOOO		4X630	863-110002	...BACKING PLATE ASSY, TOP (REFER TO FIGURE 18 FOR BREAKDOWN)	1
39	PAOZZ	5305-00-576-5417	96906	MS35307-360	...SCREW,CAP,HEXAGON HEAD,3/8-16 UNC X 1 LG	8
40	PAOZZ	3510-01-481-6856	4X630	863-110011	...SCREEN,AIR INLET	1
41	PAOZZ	5305-00-702-4523	96906	MS35307-306	...SCREW,CAP,HEXAGON HEAD,1/4-20 UNC X 3/4 LG	28
42	AOOOO		4X630	863-110004	...BACKING PLATE ASSY,LEFT SIDE (REFER TO FIGURE 16 FOR BREAKDOWN)	1
43	AOOOO		4X630	863-110003	...BACKING PLATE ASSY,BOTTOM (REFER TO FIGURE 17 FOR BREAKDOWN)	1
44	AOOOO		4X630	863-110005	...BACKING PLATE ASSY,RIGHT SIDE (REFER TO FIGURE 15 FOR BREAKDOWN)	1
45	PAOZZ	4730-01-481-7929	4X630	863-000479	...NIPPLE,HOSE,1-1/2 ID BARB X 1-1/2 NPTM	1
46	PAOOO	4820-01-481-7794	4X630	863-130900	...VALVE,BALL,W/ACTUATOR,1-1/2 IN (REFER TO FIGURE 19 FOR BREAKDOWN)	1
47	PAOZZ	4730-01-481-8012	4X630	863-000436	...ELBOW,SWIVEL FLANGE,1/8 NPT X 1/4 TUBE	2
48	PAOZZ	4730-01-481-8064	4X630	863-000395	...NIPPLE,PIPE,1-1/2 NPT X 6 LG	1
49	PAOZZ	4730-01-481-8065	4X630	863-000335	...ELBOW,PIPE,1-1/2 NPT	1
50	PAOZZ	4730-01-481-8063	4X630	863-000394	...NIPPLE,PIPE,1-1/2 NPT X 3 LG	1
51	PAOZZ	5310-00-637-9541	96906	MS35338-46	...WASHER,LOCK,SPLIT,3/8	10
52	XDOZZ		1Y373	5238439	...BRACKET,BALL VALVE	1
53	PAOZZ	5305-01-422-9990	96906	MS35307- 366S316	...SCREW,CAP,HEXAGON HEAD,3/8-16 UNC X 2 LG	6
54	PAOZZ	5310-00-080-6004	96906	MS27183-14	...WASHER,FLAT,3/8	6
55	PAOZZ	5310-00-809-8546	96906	MS27183-8	...WASHER,FLAT,#10	4
56	PAOZZ	5310-00-045-3296	96906	MS35338-43	...WASHER,LOCK,SPLIT,#10	4
57	PAOZZ	5305-01-481-1829	4X630	863-000593	...SCREW,CAP,HEXAGON HEAD,#10- 32 X 1/2 LG	4
58	AOOHH		1Y373	5238700	...DOOR ASSEMBLY(REFER TO FIGURE 10 FOR BREAKDOWN)	1
59	PAOZZ	5310-00-550-5054	96906	MS15795-809	...WASHER,FLAT,1/4	2

(1) ITEM NO.	(2) SMR CODE	(3) NSN	(4) CAGEC	(5) PART NUMBER	(6) DESCRIPTION AND USABLE ON CODE (UOC)	(7) QTY
<b>GROUP 0102 DRUM A ASSEMBLY</b>						
<b>FIG. 5 DRUM A ASSEMBLY</b>						
60	PAOZZ	3120-01-481-5292	4X630	863-110894	...BEARING,PLAIN,ROD EYE,SPHERICAL,,50-20	2
61	PAOZZ	5310-00-768-0321	96906	MS51971-5	...NUT,PLAIN,HEXAGONHEAD,1/2-13 UNC	4
62	PAOZZ	5310-00-933-8778	96906	MS35338-143	...WASHER,LOCK,SPLIT,1/2	2
63	PAOZZ	5310-00-767-9425	96906	MS15795-818	...WASHER,FLAT,1/2	4
64	PAOZZ	5930-01-481-6739	4X630	863-110350	...SWITCH,PROXIMITY,DOOR LOCK	1
65	PAOZZ	4730-01-481-7209	4X630	863-000433	...ADAPTER,STRAIGHT,PIPE,1/4 TUBE X 1/8 NPT	2
66	PAOZZ	5340-01-506-2723	4X630	863-000203	...CLAMP,BLOCK,SENSOR MOUNTING	1
67	PAOZZ	3040-01-506-5540	4X630	863-000204	...CYLINDER,ASSEMBLY,AIR	1
68	PAOZZ	5315-01-481-1968	4X630	863-110965	...PIN,STRAIGHT,HEADLESS,DOOR LOCK	1
69	PAOZZ	5930-01-481-7429	4X630	863-110340	...SWITCH,PROXIMITY,DOOR POSITION	1
70	PAOZZ	5305-00-054-5651	96906	MS51957-17	...SCREW,MACHINE,PAN HD,#4-40 UNC X 1/2 LG	4
71	PAOZZ	5310-00-951-4679	96906	MS27183-3	...WASHER,FLAT,#4	4
72	PAOZZ	5310-00-543-2410	96906	MS35338-40	...WASHER,LOCK,SPLIT,#4	4
73	PAOZZ	5310-00-934-9748	96906	MS35649-244	...NUT,PLAIN,HEXAGON,#4-40 UNC	2
74	PAOZZ	5999-01-052-3527	4X630	863-000497	...MAGNET,PERMANENT	1
75	PAOHH	2940-01-481-8003	4X630	863-110206	...GUARD, DRYER OUTLETFAN WHEEL	1
76	PAOZZ	5355-01-481-1739	4X630	863-000513	...KNOB,CLAMPING	2
77	PAOZZ	6105-01-493-6478	4X630	863-110998	...MOTOR,5HP,3600RPM,184T FRAME,TEFC	1
78	PAOZZ	4140-01-481-6057	4X630	863-110999	...FAN,CENTRIFUGAL,CW,W/TAPERLO CK	1
79	PAOZZ	5305-00-821-3869	96906	MS90725-65	...SCREW,CAP,HEXAGON HEAD,3/8-16 UNC X 1-3/4 LG	4
80	XDOZZ		1Y373	5238178	...SPACER,BELT GUARDMOUNTING	2
81	AOOHH		1Y373	5238190	...BELT GUARD ASSEMBLY(REFER TO FIGURE 11 FOR BREAKDOWN)	1
82	PAOZZ	5305-00-822-5853	96906	MS35307-368	...SCREW,CAP,HEXAGON HEAD,3/8-16 UNC X 2-1/2 LG	2
83	PAOZZ	5305-00-115-9526	96906	MS90725-58	...SCREW,CAP,HEXAGON HEAD,3/8-16 UNC X 3/4 LG	2
84	XDOZZ		1Y373	5238179	...ARM,BELT GUARD MT	2
85	PAOZZ	5305-00-071-2070	80204	B1821BH050C 175N	...SCREW,CAP,HEXAGON HD,1/2-13 UNC X 1-3/4 LG	4
86	XDOZZ		1Y373	5238432	...BUMPER STOP ASSY,LEFT REAR	1
87	PAOZZ	5310-00-003-4094	96906	MS35338-48	...WASHER,LOCK,SPLIT,1/2	4
88	PAOZZ	5310-00-768-0318	96906	MS51967-14	...NUT,PLAIN,HEXAGONHEAD,1/2-13 UNC	4
89	XDOZZ		1Y373	5238430	...BUMPER STOP ASSY,RIGHT REAR	1
90	PAOZZ	5305-00-068-0500	96906	MS90725-3	...SCREW,CAP,HEXAGON HEAD,1/4-20 UNC X 1/2 LG	8
91	PAOZZ	5310-00-582-5965	96906	MS35338-44	...WASHER,LOCK,SPLIT,1/4	8
92	XDHZZ		1Y373	5238435	...PLENUM WELDMENT	1

(1) ITEM NO.	(2) SMR CODE	(3) NSN	(4) CAGEC	(5) PART NUMBER	(6) DESCRIPTION AND USABLE ON CODE (UOC)	(7) QTY
<b>GROUP 0102 DRUM A ASSEMBLY</b>						
<b>FIG. 5 DRUM A ASSEMBLY</b>						
93	AFFHH		1Y373	5238100	...DRIVE ASSEMBLY(REFER TO FIGURE 6 FOR BREAKDOWN)	1
94	PAOZZ	5975-01-481-7537	4X630	863-000660	...BOX CONNECTOR,ELECTRICAL,CORD GRIP,90 DEG,1.00-1.25	1
95	AFFFF		4X630	863-110300	...CABLE ASSY,MTR A	1
96	MFFZZ		4X630	863-110300-1	...CABLE,POWER,ELECTRICAL,4 AWG,4 COND,SOW (MAKE FROM CORD 07ZY5/SOW44)	13
97	PAOZZ	5940-01-481-7367	4X630	863-000732	....TERMINAL,LUG,CRIMP,RING,4 AWG,1/4 STUD	4
98	PAOZZ	5975-01-506-5235	39428	7130K57	...STRAP,TIEDOWN,ELECTRICAL,14 LG	4
99	PAOZZ	2510-01-481-7795	4X630	863-000224	...SHOCK ABSORBER,DIRE	2
100	XDOZZ		1Y373	5238438	...BRACKET,PROX SWITCH,DRUM ROTATION	1
101	PAOZZ	5930-01-481-6738	4X630	863-110996	...SWITCH,PROXIMITY,DRUM ROTATION	1
102	PAOZZ	5365-01-481-2446	4X630	863-110892	...BUSHING,NONMETALLIC,MARSHME LLOW	2
103	PAFZZ	5305-01-481-1683	4X630	863-000590	...SCREW,CAP,HEXAGON HD,3/4-10 X 5 LG	2
104	PAOZZ	4730-01-465-7188	39428	50785K41	...ELBOW,PIPE,STREET,1/8 NPT	2
105	PAOZZ	6145-01-481-6728	4X630	863-110320	...CABLE,POWER,ELECTRICAL,COOLI NG FAN,DRUM A	1
106	PAOZZ	5975-01-481-7494	4X630	863-000659	...BOX CONNECTOR,ELECTRICAL,CORD GRIP,.25-.38	1
107	PAOZZ	5975-01-016-5255	81703	30292	...PLUG,JUNCTION BOX	2
108	PAOZZ	5975-01-481-5382	4X630	863-000220	...COVER,CONDUIT OUTLET	1
109	PAOZZ	5910-01-481-6737	4X630	863-000284	...CAPACITOR,FIXED,METAL,1.5 UF	1
110	PAOZZ	5975-01-493-6378	4X630	863-000219	...CONDUIT OUTLET,ELECTRICAL BOX,SINGLE GANG	1
111	PAOZZ	5975-01-481-7524	4X630	863-000658	...BOX CONNECTOR,ELECTRICAL,CORD GRIP,.187-.312	2
112	PAOZZ	5975-00-242-4234	03743	RB75-50	...ADAPTER,ELECTRICAL,REDUCING,3 /4 X 1/2	2
113	XDHZZ		1Y373	5238499	...FAN MOUNT WELDMENT	1
114	PAOZZ	4140-01-481-1971	4X630	863-110957	...FAN,VENTILATING	1
115	PAOZZ	5940-01-481-7491	4X630	863-000727	...TERMINAL,LUG, 4 AWG,1/4 STUD	1
116	PAOZZ	5940-01-493-5363	4X630	863-000304	...SPLIT BOLT,2 AWG	3

END OF FIGURE



REPAIR PARTS AND SPECIAL TOOL LIST (RPSTL)  
 LAUNDRY ADVANCED SYSTEM (LADS)  
 NSN: 3510-01-463-0114  
 DRUM A ASSEMBLY  
 REPAIR PARTS LIST

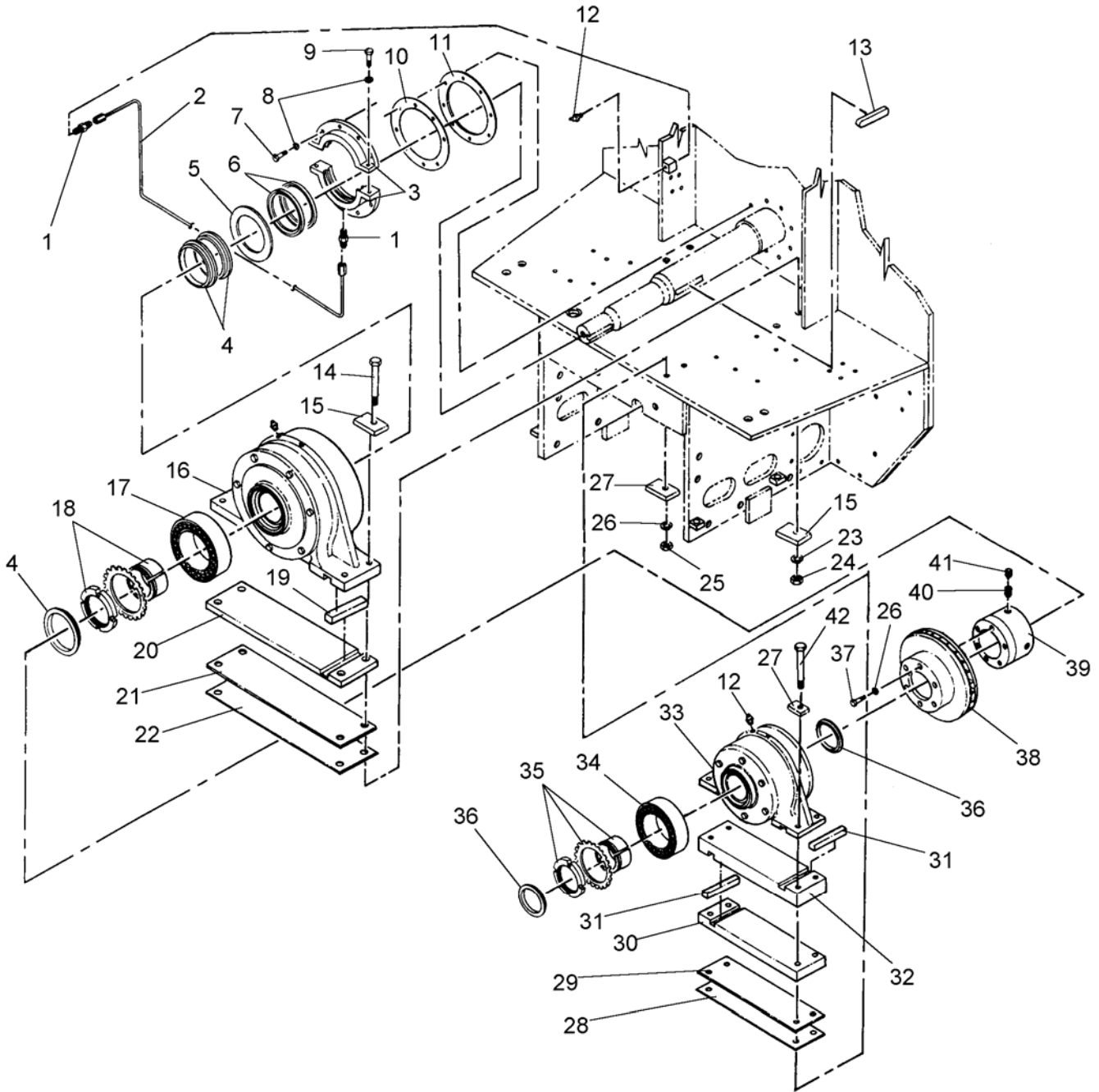


Figure 6. Drive Assembly (Sheet 1 of 2)

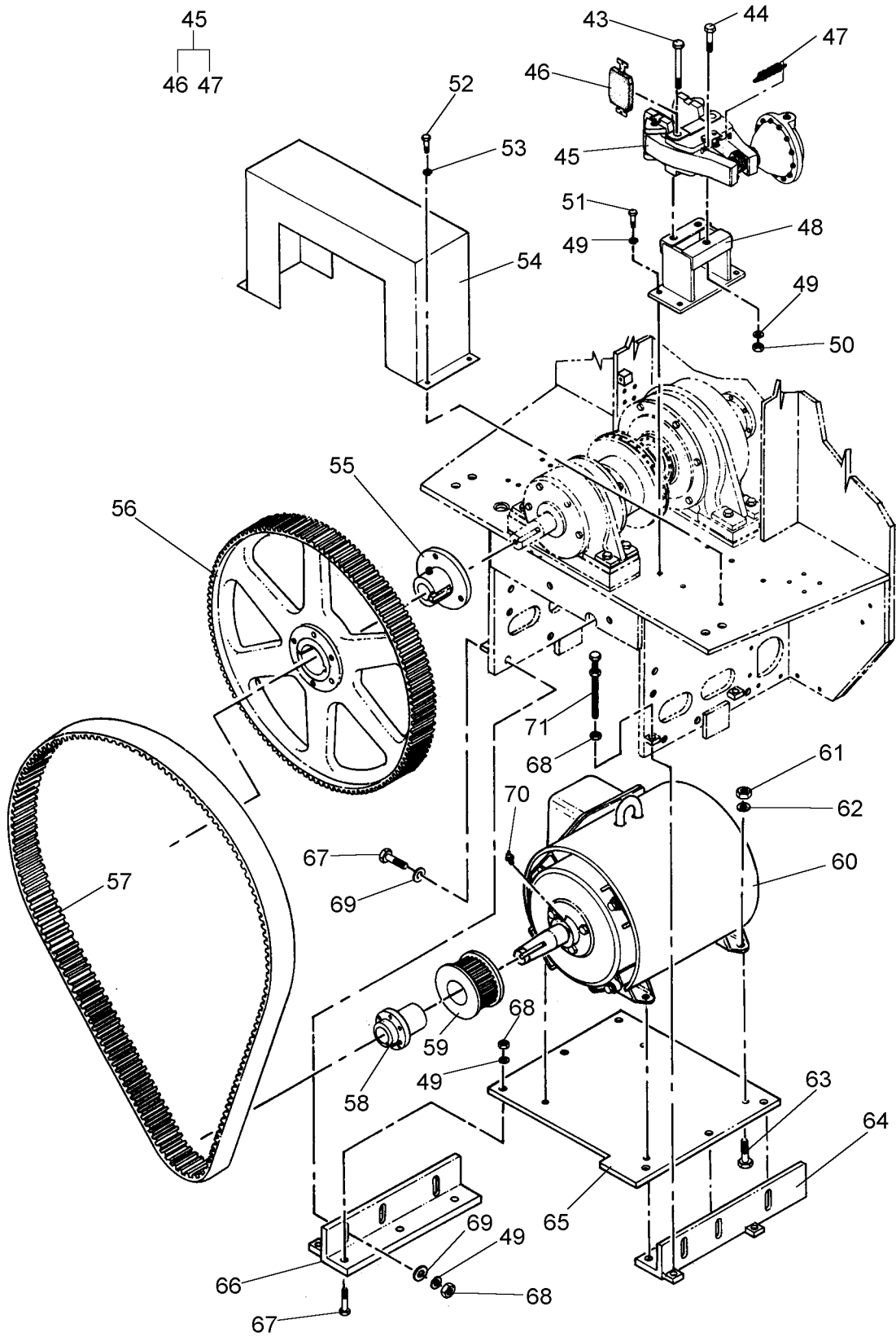


Figure 6. Drive Assembly (Sheet 2 of 2)

(1) ITEM NO.	(2) SMR CODE	(3) NSN	(4) CAGEC	(5) PART NUMBER	(6) DESCRIPTION AND USABLE ON CODE (UOC)	(7) QTY
<b>GROUP 0102 DRUM A ASSEMBLY</b>						
<b>FIG. 6 DRIVE ASSEMBLY</b>						
1	PAFZZ	4710-01-481-7545	4X630	863-000455	....ADAPTER,STRAIGHT,PIPE TO TUBE,1/8 NPT X 1/4 TUBE	2
2	XDOZZ		1Y373	5238441	....GREASE LINE ASSY	1
3	XDFZZ		1Y373	5238133	....SEAL HOUSING	1
4	PAFZZ	5330-01-481-6059	4X630	863-110902	....SEAL,PLAIN,V-RING	3
5	PAFZZ	5330-01-481-2191	4X630	863-110917	....RETAINER,SEAL,SLINGER RING	1
6	PAFZZ	5330-01-481-2186	4X630	863-110988	....GASKET,SPIRAL WOUND,SHAFT,SPLIT	2
7	PAOZZ	5305-00-717-5467	96906	MS35307-362	....SCREW,CAP,HEXAGON HEAD,3/8- 16 UNC X 1-1/4 LG	8
8	PAOZZ	5310-00-984-7042	96906	MS35338-141	....WASHER,LOCK,SPLIT,3/8	10
9	PAOZZ	5305-00-632-2777	96906	MS35307-358	....SCREW,CAP,HEXAGON HEAD,3/8- 16 UNC X 3/4 LG	2
10	PAFZZ	5330-01-481-7549	4X630	863-110909	....SEAL RING,METAL,SHIM,SEAL HOUSING	1
11	PAFZZ	5330-01-481-2198	4X630	863-110910	....GASKET,SEAL HOUSING	1
12	PAOZZ	4730-00-050-4208	96906	MS15003-1	....FITTING,LUBRICATION,1/8 NPT	3
13	PAFZZ	3040-01-481-7660	4X630	863-110908	....CLAMP,HUB,KEY	1
14	PAFZZ	5305-00-990-8416	96906	MS90728-244	....SCREW,CAP,HEXAGON HEAD,1-8 UNC X 6 LG	4
15	XDFZZ		1Y373	5238113	....WASHER,FRONT BRG	8
16	PAFZZ	3130-01-481-4846	4X630	863-110903	....HOUSING,BEARING	1
17	PAFZZ	3110-01-493-9701	4X630	863-110985	....BEARING	1
18	PAFZZ	4730-01-481-8089	4X630	863-110889	....ADAPTER	1
19	XDFZZ		1Y373	5238140	....KEY,FRONT BRGSHIM	1
20	XDFZZ		1Y373	5238137	....PLATE,FRONT BRGSHIM	1
21	XDFZZ		1Y373	5238165	....SHIM,FRONT BEARING,16 GA	1
22	XDFZZ		1Y373	5238166	....SHIM,FRONT BEARING,11 GA	1
23	PAFZZ	5310-00-584-7889	96906	MS35338-53	....WASHER,LOCK,SPLIT,1	4
24	PAFZZ	5310-01-481-2205	4X630	863-000604	....NUT,PLAIN,HEXAGON,1-8	4
25	PAFZZ	5310-01-346-3456	39428	94895A036	....NUT,PLAIN,HEXAGON, 3/4-10	4
26	PAFZZ	5310-00-584-7888	96906	MS35338-51	....WASHER,LOCK,SPLIT,3/4	4
27	XDFZZ		1Y373	5238112	....WASHER,BACK BRG	8
28	XDFZZ		1Y373	5238168	....SHIM,REAR BEARING,11 GA	1
29	XDFZZ		1Y373	5238167	....SHIM,REAR BEARING,16 GA	1
30	XDFZZ		1Y373	5238138	....PLATE,REAR BRGLOWER SHIM	1
31	XDFZZ		1Y373	5238141	....KEY,REAR BRGSHIM	2
32	XDFZZ		1Y373	5238139	....PLATE,REAR BRGUPPER SHIM	1
33	PAFZZ	3130-01-481-4845	4X630	863-110904	....HOUSING,BEARING	1
34	PAFZZ	3130-01-481-7086	4X630	863-110984	....BEARING	1
35	PAFZZ	3110-00-056-4394	52676	SNW 22	....ADAPTER	1
36	PAFZZ	5330-01-481-6060	4X630	863-110901	....SEAL,PLAIN,V-RING	2
37	PAFZZ	5306-01-461-3325	96906	MS90725-185	....SCREW,CAP,HEXAGON HEAD,3/4- 10 UNC X 1-1/2 LG	6
38	PAFZZ	3040-01-481-8068	4X630	863-110900	....BRAKE,SEGMENTED ROTOR	1
39	XDFZZ		1Y373	5238121	....HUB,BRAKE	1
40	PAFZZ	5305-01-481-2230	4X630	863-000577	....SETSCREW,3/8-16 X 1/2 LG	4

(1) ITEM NO.	(2) SMR CODE	(3) NSN	(4) CAGEC	(5) PART NUMBER	(6) DESCRIPTION AND USABLE ON CODE (UOC)	(7) QTY
<b>GROUP 0102 DRUM A ASSEMBLY</b>						
<b>FIG. 6 DRIVE ASSEMBLY</b>						
41	PAFZZ	5305-01-493-5297	39428	91375A617	....SETSCREW,3/8-16 X 3/8 LG	4
42	PAFZZ	5305-01-493-5272	39428	91257A861	....SCREW,CAP,HEXAGON HEAD,3/4-10 UNC X 7 LG	4
43	PAFZZ	5305-00-071-2083	96906	MS90728-127	....SCREW,CAP,HEXAGON HEAD,1/2-13 UNC X 5 LG	2
44	PAFZZ	5305-00-071-2071	96906	MS90728-115	....SCREW,CAP,HEXAGON HEAD,1/2-13 UNC X 2 LG	1
45	PAOOO	3040-01-481-7658	4X630	863-110899	....CALIPER ASSEMBLY,DISC BRAKE	1
46	PAOZZ	3040-01-481-7913	4X630	863-110992	....LINING,FRICTION,BRAKE PAD	2
47	PAOZZ	5360-01-506-5844	4X630	863-000207	....SPRING,HELICAL,COMPRESSION, BRAKE CALIPER	2
48	XDOZZ		1Y373	5238180	....BRAKE MOUNT WLDMT	1
49	PAFZZ	5310-00-003-4094	96906	MS35338-48	....WASHER,LOCK,SPLIT,1/2	19
50	PAFZZ	5310-01-232-9769	39428	94895A823	....NUT,PLAIN,HEXAGON,1/2-13	3
51	PAFZZ	5305-00-782-9495	96906	MS90725-111	....SCREW,CAP,HEXAGON HEAD,1/2-13 UNC X 1-1/4 LG	4
52	PAOZZ	5305-00-115-9526	96906	MS90725-58	....SCREW,CAP,HEXAGON HEAD,3/8-16 UNC X 3/4 LG	4
53	PAOZZ	5310-00-637-9541	96906	MS35338-46	....WASHER,LOCK,SPLIT,3/8	4
54	XDOZZ		1Y373	5238185	....COVER,BRAKE	1
55	PAFZZ	4730-01-481-7378	4X630	863-110987	....ADAPTER BUSHING	1
56	PAFZZ	3020-01-481-6102	4X630	863-110891	....SPROCKET WHEEL	1
57	PAOZZ	3030-01-481-2187	4X630	863-110986	....BELT,POSITIVE DRIVE	1
58	PAFZZ	4730-01-481-7375	4X630	863-000272	....ADAPTER BUSHING	1
59	PAFZZ	3020-01-481-6088	4X630	863-110893	....SPROCKET WHEEL	1
60	PAFZZ	6105-01-481-5166	4X630	863-110918	....MOTOR,DRIVE	1
61	PAFZZ	5310-00-763-8920	96906	MS51967-20	....NUT,PLAIN,HEXAGONHEAD,5/8-11 UNC	4
62	PAFZZ	5310-00-820-6653	96906	MS35338-50	....WASHER,LOCK,SPLIT,5/8	10
63	PAFZZ	5305-00-724-7222	96906	MS90725-164	....SCREW,CAP,HEXAGON HEAD,5/8-11 UNC X 2 LG	4
64	XDFZZ		1Y373	5238175	....MOTOR MT ASSY,LH	1
65	XDFZZ		1Y373	5238172	....PLATE,MOTOR MTG	1
66	XDFZZ		1Y373	5238176	....MOTOR MT ASSY,RH	1
67	PAFZZ	5305-00-071-2070	80204	B1821BH050C 175N	....SCREW,CAP,HEXAGON HD,1/2-13 UNC X 1-3/4 LG	12
68	PAFZZ	5310-00-768-0318	96906	MS51967-14	....NUT,PLAIN,HEXAGONHEAD,1/2-13 UNC	20
69	PAFZZ	5310-00-809-5998	96906	MS27183-18	....WASHER,FLAT,1/2	6
70	PAOZZ	4730-00-172-0028	96906	MS15003-4	....FITTING,LUBRICATION,45 DEG,1/8 NPT	1
71	PAFZZ	5306-00-259-9093	4X630	863-000550	....ROD,THRD 1/2-13 X 5 LG	4

END OF FIGURE



PARTS AND SPECIAL TOOL LIST (RPSTL)  
LAUNDRY ADVANCED SYSTEM (LADS)  
NSN: 3510-01-463-0114  
DRUM A ASSEMBLY  
REPAIR PARTS LIST

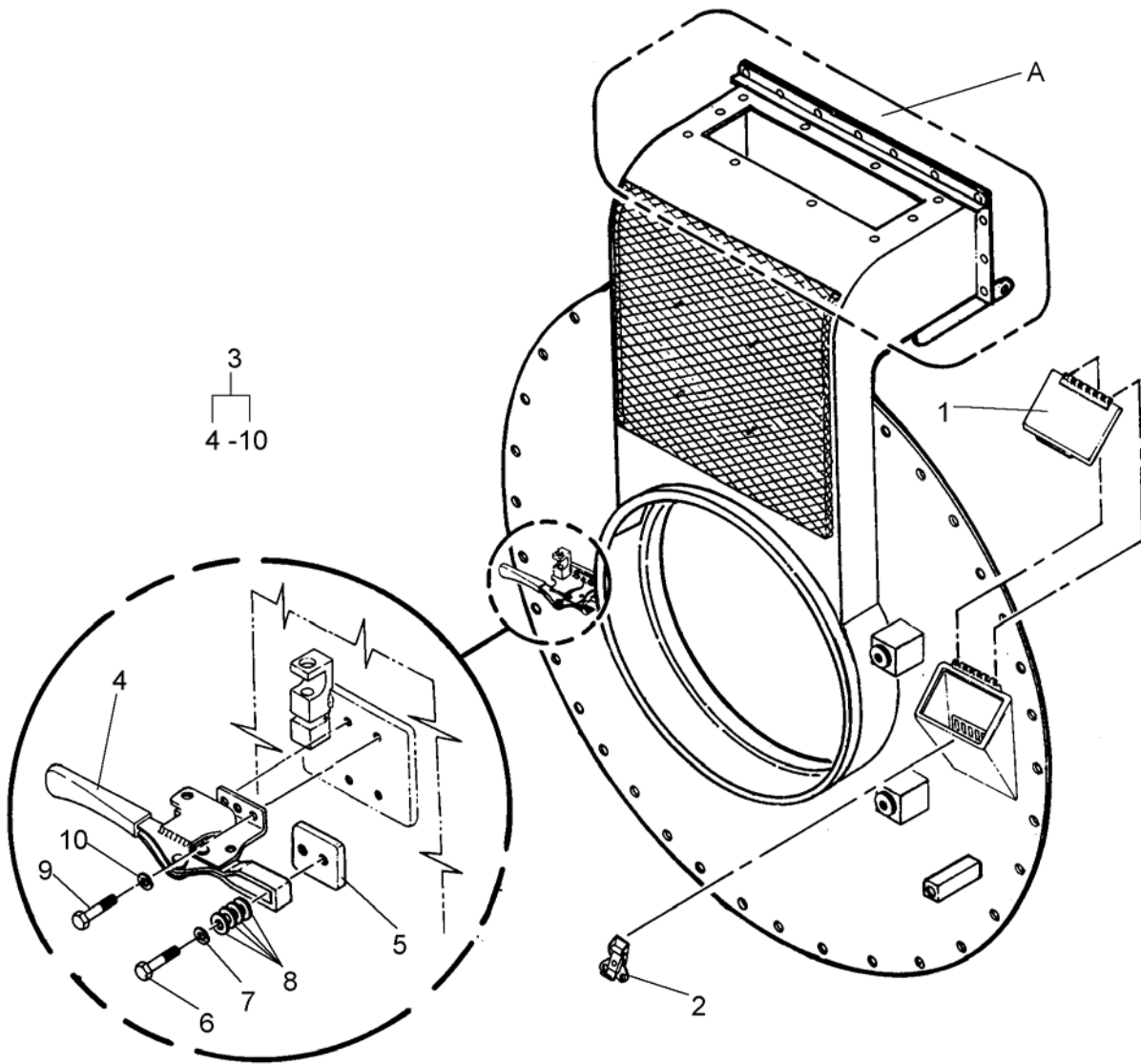


Figure 7. Front Head Plate Assembly (Sheet 1 of 2)

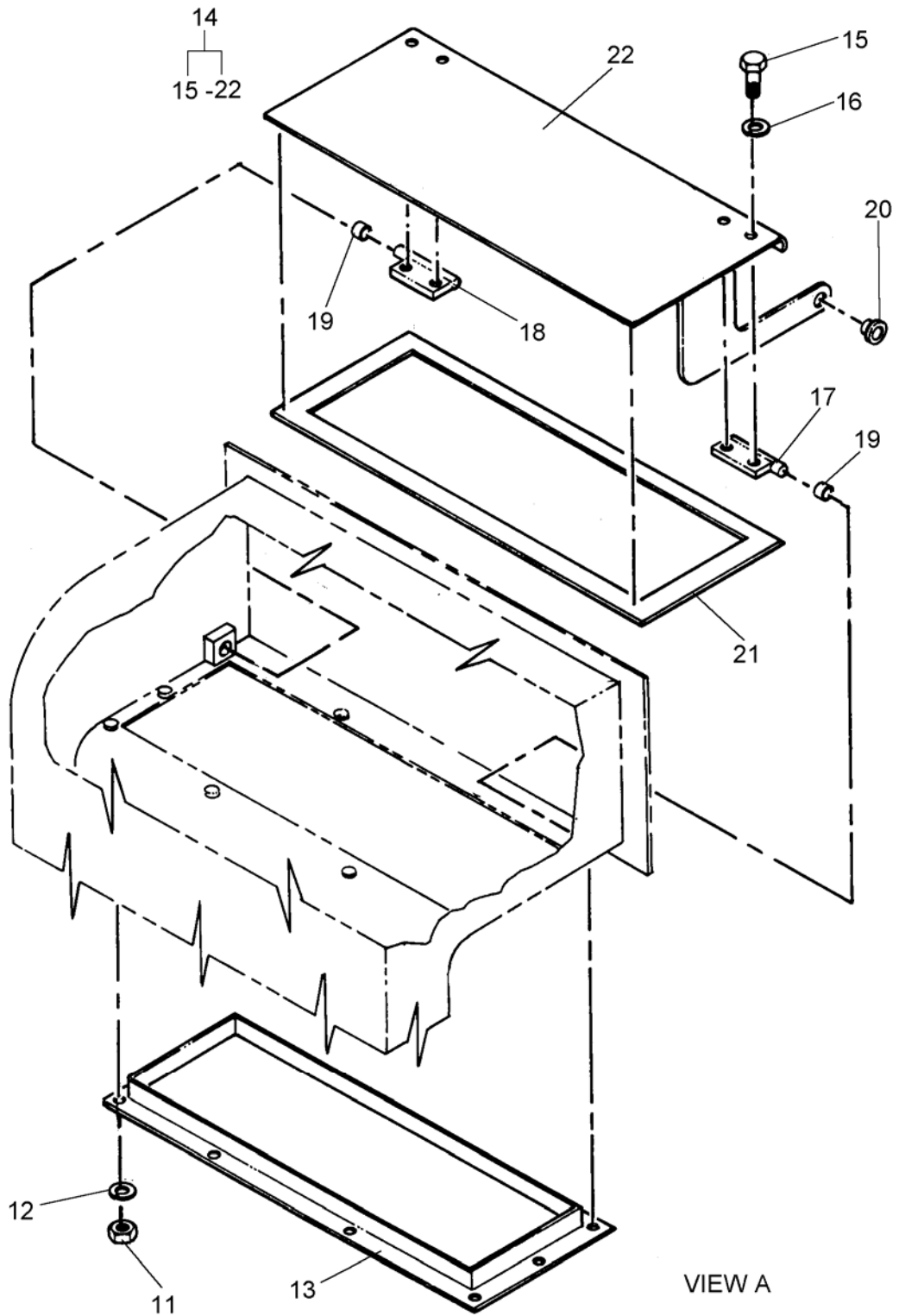


Figure 7. Front Head Plate Assembly (Sheet 2 of 2)

(1) ITEM NO.	(2) SMR CODE	(3) NSN	(4) CAGEC	(5) PART NUMBER	(6) DESCRIPTION AND USABLE ON CODE (UOC)	(7) QTY
<b>GROUP 0102 DRUM A ASSEMBLY</b>						
<b>FIG. 7 FRONT HEAD PLATE ASSEMBLY</b>						
1	XDHZZ		1Y373	5238231	....LID,SOAP BOX	1
2	PAHZZ	5325-01-481-2238	4X630	863-000726	....LATCH GUIDE,SNAPSLIDE	1
3	XDOHH	5340-01-481-2390	1Y373	5238730	....DOOR CLAMP ASSEMBLY	1
4	PAOOO	5340-01-493-5513	4X630	863-000461	....LATCH SET RIM	1
5	PAOZZ	5330-01-493-4519	4X630	863-000462	....PAD,DOOR CLAMP	1
6	PAOZZ	5305-01-325-8387	96906	MS90725-64	....SCREW,CAP,HEXAGON HEAD,3/8-16 UNC X 1-1/2 LG	2
7	PAOZZ	5310-00-637-9541	96906	MS35338-46	....WASHER,LOCK,SPLIT,3/8	2
8	PAOZZ	5310-01-280-5795	96906	MS27183-56	....WASHER,FLAT,3/8	8
9	PAOZZ	5306-00-807-1213	96906	MS35307-329	.....SCREW,CAP,HEXAGON HEAD,5/16-18 UNC X 1/2 LG	4
10	PAOZZ	5310-00-974-6623	96906	MS35338-140	.....WASHER,LOCK,SPLIT,5/16	4
11	PAHZZ	5310-00-903-5966	96906	MS51971-1	....NUT,PLAIN,HEXAGONHEAD,1/4-20 UNC	10
12	PAHZZ	5310-00-933-8121	96906	MS35338-139	....WASHER,LOCK,SPLIT,1/4	10
13	PAHZZ	5340-01-481-2199	4X630	863-110968	....FRAME,AIR INLET-OUTLET DAMPER	1
14	AHHHH		1Y373	5238840	....DAMPER ASSY,CLDWN	1
15	PAHZZ	5305-00-719-3997	96906	MS35307-303	....SCREW,CAP,HEXAGON HEAD,1/4-20 UNC X 1/2 LG	4
16	PAHZZ	5310-00-933-8121	96906	MS35338-139	....WASHER,LOCK,SPLIT,1/4	4
17	XDHZZ		1Y373	5238851	....HINGE,DAMPER,LH	1
18	XDHZZ		1Y373	5238852	....HINGE,DAMPER,RH	1
19	PAHZZ	3120-01-481-5268	4X630	863-110946	....BUSHING,SLEEVE	2
20	PAHZZ	3120-01-481-5272	4X630	863-110970	....BUSHING,SLEEVE	1
21	PAHZZ	5330-01-481-2243	4X630	863-000540	....GASKET,1 WD X 3/16 THK	1
22	XDHZZ		1Y373	5238845	....PLATE,DAMPER	1

END OF FIGURE





REPAIR PARTS AND SPECIAL TOOL LIST (RPSTL)  
LAUNDRY ADVANCED SYSTEM (LADS)  
NSN: 3510-01-463-0114  
DRUM A ASSEMBLY  
REPAIR PARTS LIST

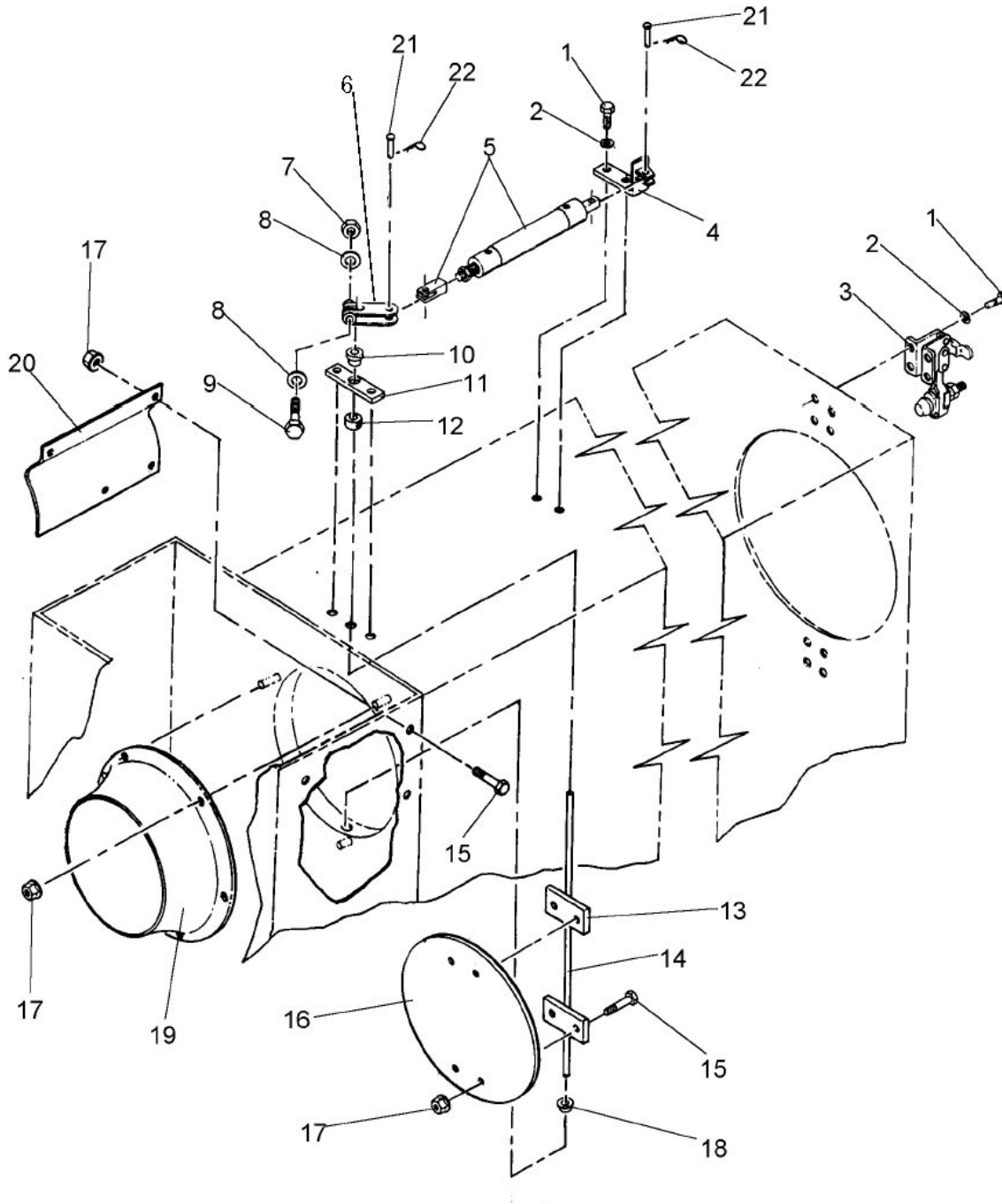


Figure 8. Duct Assembly, Outlet

(1) ITEM NO.	(2) SMR CODE	(3) NSN	(4) CAGEC	(5) PART NUMBER	(6) DESCRIPTION AND USABLE ON CODE (UOC)	(7) QTY
<b>GROUP 0102 DRUM A ASSEMBLY</b>						
<b>FIG. 8 DUCT ASSEMBLY, OUTLET</b>						
1	PAOZZ	5305-00-702-4523	96906	MS35307-306	....SCREW,CAP,HEXAGON HEAD,1/4-20 UNC X 3/4 LG	12
2	PAOZZ	5310-00-933-8121	96906	MS35338-139	....WASHER,LOCK,SPLIT,1/4	12
3	PAOZZ	3460-01-481-7292	4X630	863-110110	....CLAMP,MACHINE,HOLDOWN	2
4	PAHZZ	5340-01-481-2234	4X630	863-110943	....BRACKET SET,ANGLE,DAMPER ACTUATOR	1
5	PAOZZ	3040-01-493-4622	4X630	863-110994	....CYLINDER ASSEMBLY,AIR,OUTLET DAMPER	1
6	PAHZZ	3040-01-481-7070	4X630	863-110944	....BELL CRANK,DAMPER ARM	1
7	PAOZZ	5310-00-050-6646	96906	MS17830-6C	....NUT,SELF-LOCKING,HEX HD,3/8-16 UNC	1
8	PAOZZ	5310-00-773-7618	96906	MS15795-814	....WASHER,FLAT,3/8	2
9	PAOZZ	5305-00-021-3740	96906	MS35307-364	....SCREW,CAP,HEXAGON HEAD,3/8-16 UNC X 1-1/2 LG	1
10	PAHZZ	3120-01-481-5268	4X630	863-110946	....BUSHING,SLEEVE	3
11	PAHZZ	3120-01-481-7204	4X630	863-110942	....BUSHING,SLEEVE,UPPER BLOCK	1
12	PAHZZ	5305-01-481-2232	4X630	863-110947	....COLLAR,W/SETSCREW	1
13	PAHZZ	5340-01-481-2235	4X630	863-110940	....PLATE,MOUNTING,DAMPER	2
14	PAHZZ	4030-01-481-2237	4X630	863-110941	....SHAFT,STRAIGHT,DAMPER	1
15	PAOZZ	5305-00-719-3997	96906	MS35307-303	....SCREW,CAP,HEXAGON HEAD,1/4-20 UNC X 1/2 LG	8
16	PAHZZ	4520-01-481-5153	4X630	863-110939	....DAMPER,FLUE,DRYER OUTLET	1
17	PAOZZ	5310-00-483-8792	80205	MS17829-4C	....NUT,SELF-LOCKING,HEX HD,1/4-20 UNC	14
18	PAHZZ	3120-01-481-5263	4X630	863-110945	....BUSHING,SLEEVE	1
19	PAOZZ	5340-01-493-4405	4X630	863-110948	....CONE,BLOWER INLET	1
20	PAOZZ	5340-01-493-4404	4X630	863-110949	....DIVERTER,BLOWER	1
21	PAOZZ	5315-01-481-1692	4X630	863-000624	....PIN,STRAIGHT,HEADED,CLEVIS,1/4 X 21/32 GRIP	2
22	PAOZZ	5315-01-481-1701	39428	92391A120	....PIN,LOCK	2

END OF FIGURE







REPAIR PARTS AND SPECIAL TOOL LIST (RPSTL)  
LAUNDRY ADVANCED SYSTEM (LADS)  
NSN: 3510-01-463-0114  
DRUM A ASSEMBLY  
REPAIR PARTS LIST

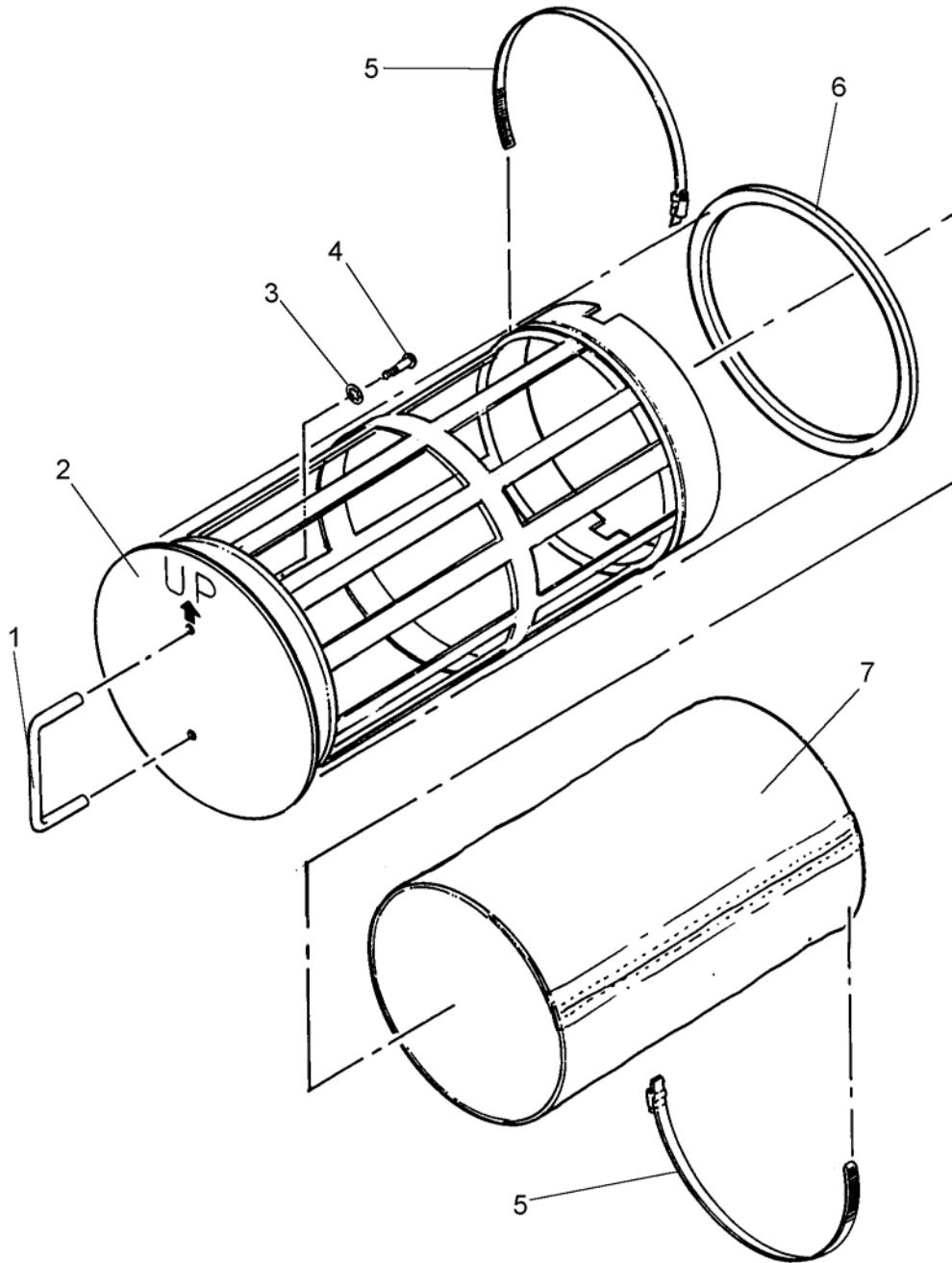


Figure 9. Lint Filter Assembly

(1) ITEM NO.	(2) SMR CODE	(3) NSN	(4) CAGEC	(5) PART NUMBER	(6) DESCRIPTION AND USABLE ON CODE (UOC)	(7) QTY
					GROUP 0102 DRUM A ASSEMBLY	
					FIG. 9 LINT FILTER ASSEMBLY	
1	XDOZZ		1Y373	5238511	....HANDLE	1
2	PAOHH	3510-01-493-4690	4X630	863-110958	....LINT FILTER WLDMT	1
3	PAOZZ	5310-00-543-5933	96906	MS35333-73	....WASHER,LOCK,INTERNAL TOOTH,#10	2
4	PAOZZ	5305-00-050-9229	96906	MS51957-63	....SCREW,MACHINE,PAN HD,#10-32 UNF X 1/2 LG	2
5	PAOZZ	4730-00-908-6294	39428	5416K38	....CLAMP,HOSE,4-1/8 TO 7	2
6	PAOZZ	5330-01-481-1966	4X630	863-110959	....GASKET,LINT FILTER	1
7	PAOZZ	3510-01-481-7830	4X630	863-110133	....FILTER,LINT,DRYING	1
					END OF FIGURE	





---

REPAIR PARTS AND SPECIAL TOOL LIST (RPSTL)  
LAUNDRY ADVANCED SYSTEM (LADS)  
NSN: 3510-01-463-0114  
DRUM A ASSEMBLY  
REPAIR PARTS LIST

---

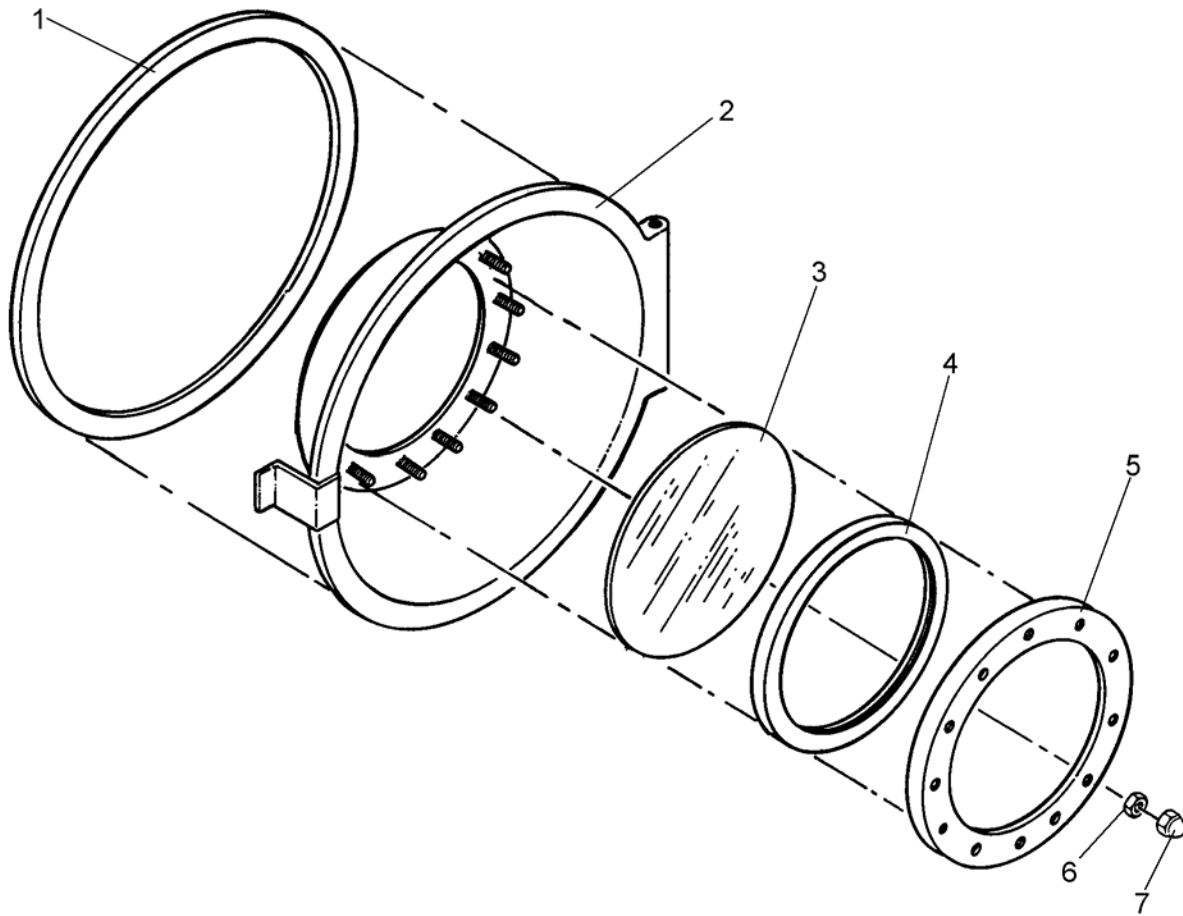


Figure 10. Door Assembly

(1) ITEM NO.	(2) SMR CODE	(3) NSN	(4) CAGEC	(5) PART NUMBER	(6) DESCRIPTION AND USABLE ON CODE (UOC)	(7) QTY
GROUP 0102 DRUM A ASSEMBLY						
FIG. 10 DOOR ASSEMBLY						
1	PAOZZ	5330-01-481-2240	4X630	863-110964	....GASKET,DOOR	1
2	XDHHH		1Y373	5238701	....DOOR WELDMENT	1
3	PAOZZ	9340-01-481-2049	4X630	863-110962	....WINDOW,OBSERVATION,DRUM DOOR	1
4	PAOZZ	5330-01-481-2239	4X630	863-110991	....GASKET,U-CHANNEL,1/8 X 1-1/4 X 3/8	1
5	XDOZZ		1Y373	5238710	....CLAMP RING ASSEMBLY	1
6	PAOZZ	5310-00-903-5966	96906	MS51971-1	....NUT,PLAIN,HEXAGONHEAD,1/4-20 UNC	12
7	PAOZZ	5310-00-199-7639	4X630	863-000584	....NUT,CAP,1/4-20	12
END OF FIGURE						







REPAIR PARTS AND SPECIAL TOOL LIST (RPSTL)  
LAUNDRY ADVANCED SYSTEM (LADS)  
NSN: 3510-01-463-0114  
DRUM A ASSEMBLY  
REPAIR PARTS LIST

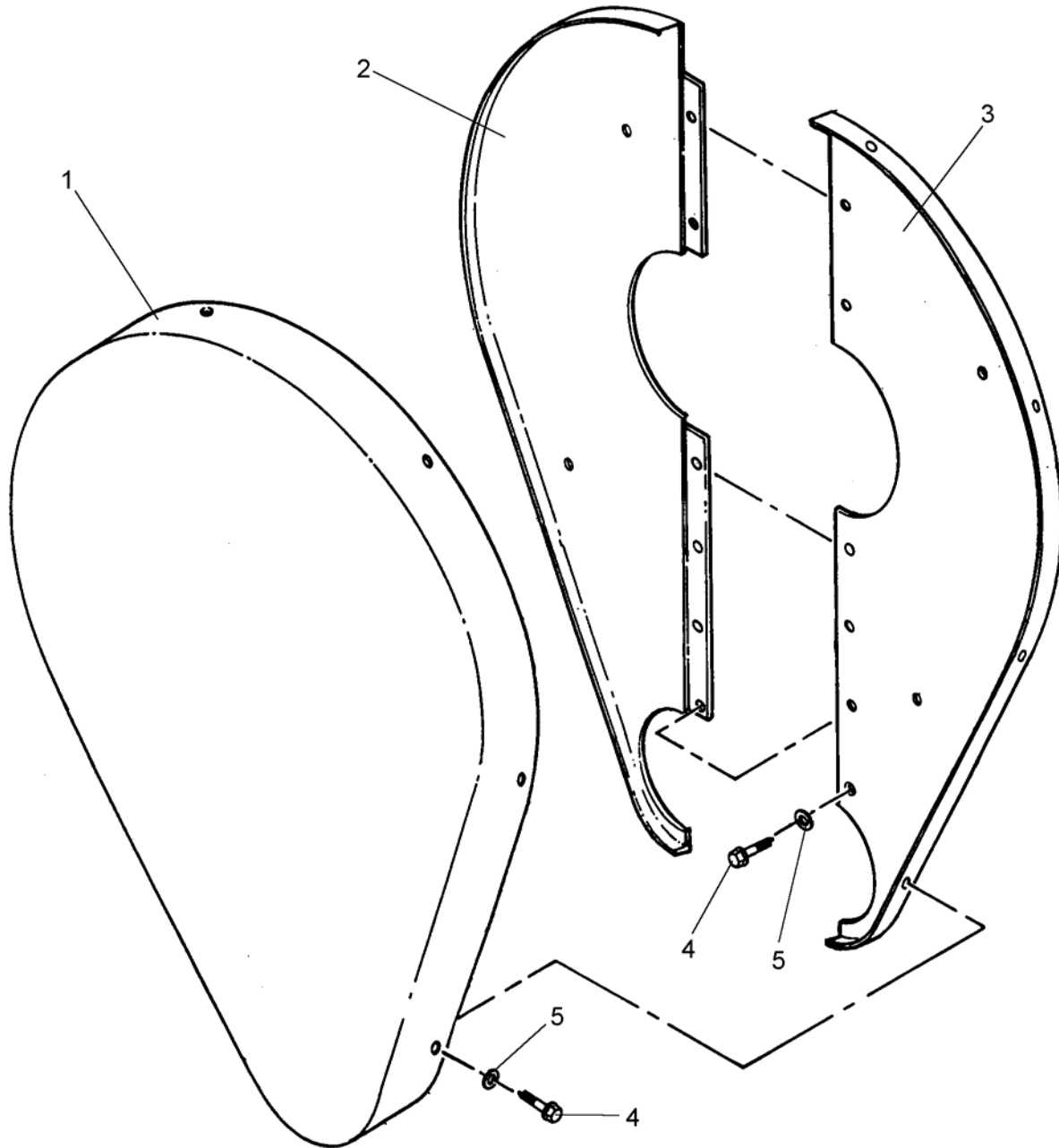


Figure 11. Belt Guard Assembly

(1) ITEM NO.	(2) SMR CODE	(3) NSN	(4) CAGEC	(5) PART NUMBER	(6) DESCRIPTION AND USABLE ON CODE (UOC)	(7) QTY
<b>GROUP 0102 DRUM A ASSEMBLY</b>						
<b>FIG. 11 BELT GUARD ASSEMBLY</b>						
1	XDOHH		1Y373	5238189	....BELT GUARD,BACK	1
2	XDOHH		1Y373	5238188	....BELT GUARD,FR,RH	1
3	XDOHH		1Y373	5238187	....BELT GUARD,FR,LH	1
4	PAOZZ	5305-00-719-3997	96906	MS35307-303	....SCREW,CAP,HEXAGON HEAD,1/4- 20 UNC X 1/2 LG	15
5	PAOZZ	5310-00-933-8121	96906	MS35338-139	....WASHER,LOCK,SPLIT,1/4	15

END OF FIGURE





REPAIR PARTS AND SPECIAL TOOL LIST (RPSTL)  
 LAUNDRY ADVANCED SYSTEM (LADS)  
 NSN: 3510-01-463-0114  
 DRUM A ASSEMBLY  
 REPAIR PARTS LIST

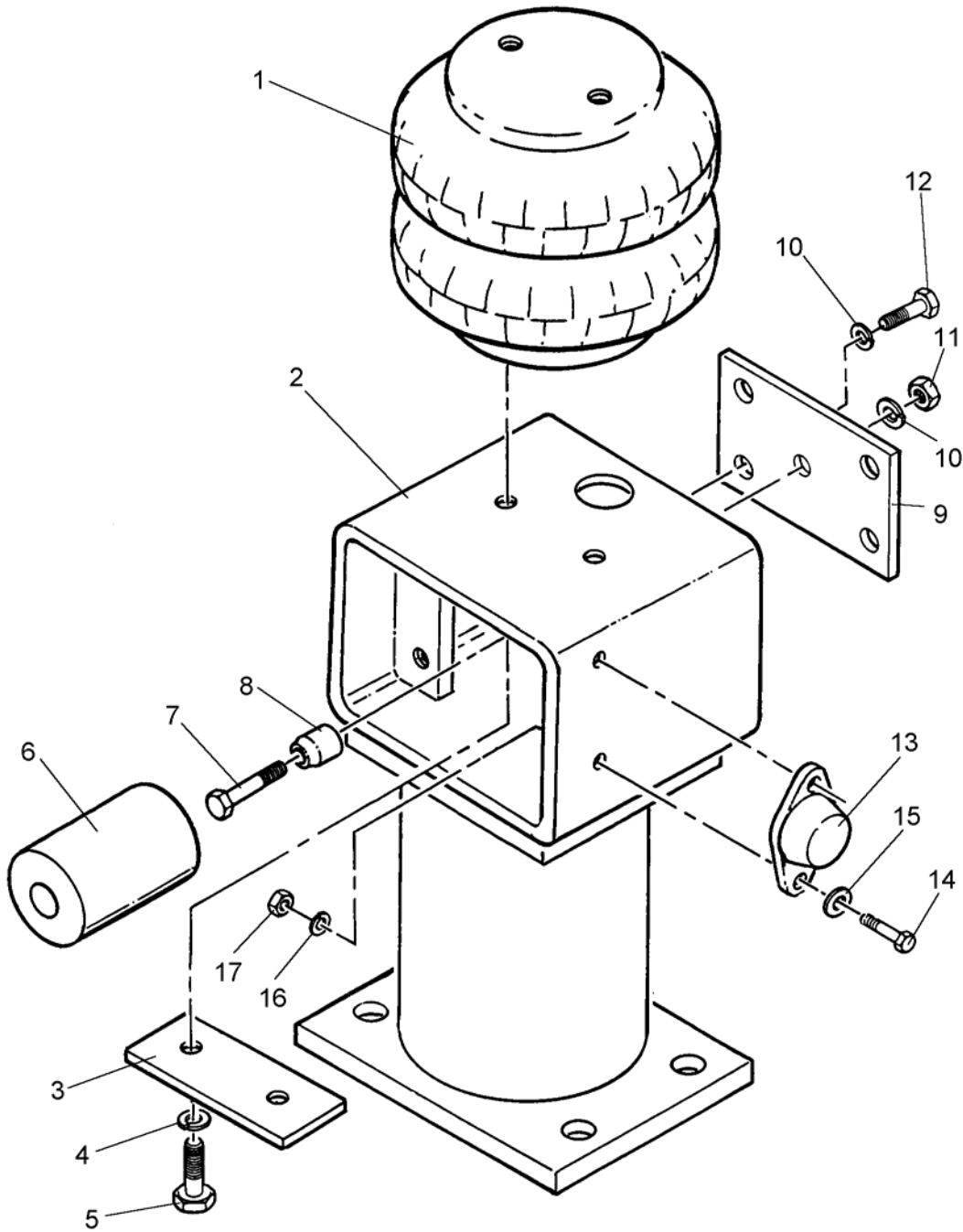


Figure 12. Air Bag Assembly, Rear

(1) ITEM NO.	(2) SMR CODE	(3) NSN	(4) CAGEC	(5) PART NUMBER	(6) DESCRIPTION AND USABLE ON CODE (UOC)	(7) QTY
<b>GROUP 0102 DRUM A ASSEMBLY</b>						
<b>FIG. 12 AIR BAG ASSEMBLY, REAR</b>						
1	PAOZZ	5340-01-493-6125	4X630	863-110890	....MOUNT,RESILIENT,AIRBAG	1
2	XDHHH		1Y373	5238921	....AIRBAG WLDMT,REAR	1
3	XDOZZ		1Y373	5238909	....PLATE,WASHER,AIRBAG	1
4	PAOZZ	5310-00-637-9541	96906	MS35338-46	....WASHER,LOCK,SPLIT,3/8	2
5	PAOZZ	5305-00-068-0511	80204	B1821BH038C 125N	....SCREW,CAP,HEXAGON HD,3/8-16 UNC X 1-1/4 LG	2
6	PAOZZ	5365-01-481-2446	4X630	863-110892	....BUSHING,NONMETALLIC,MARSHM ELLOW	1
7	PAOZZ	5305-00-071-2071	80204	MS90725-115	....SCREW,CAP,HEXAGON HEAD,1/2- 13 UNC X 2 LG	1
8	XDOZZ		1Y373	5238915	....HOLDER,MRSHELLW	1
9	XDOZZ		1Y373	5238912	....MOUNT,MRSHELLW	1
10	PAOZZ	5310-00-003-4094	96906	MS35338-48	....WASHER,LOCK,SPLIT,1/2	5
11	PAOZZ	5310-00-768-0318	96906	MS51967-14	....NUT,PLAIN,HEXAGONHEAD,1/2-13 UNC	1
12	PAOZZ	5305-00-044-4153	96906	MS90725-109	....SCREW,CAP,HEXAGON HEAD,1/2- 13 UNC X 1 LG	4
13	PAOZZ	5340-01-481-1967	4X630	863-000465	....BUMPER,NONMETALLIC	2
14	PAOZZ	5305-00-225-3839	96906	MS90725-8	....SCREW,CAP,HEXAGON HEAD,1/4- 20 UNC X 1 LG	4
15	PAOZZ	5310-00-809-4058	96906	MS27183-10	....WASHER,FLAT,1/4	4
16	PAOZZ	5310-00-582-5965	96906	MS35338-44	....WASHER,LOCK,SPLIT,1/4	4
17	PAOZZ	5310-00-997-1888	96906	MS35649-2252	....NUT,PLAIN,HEXAGON,1/4-20 UNC	4

END OF FIGURE







REPAIR PARTS AND SPECIAL TOOL LIST (RPSTL)  
 LAUNDRY ADVANCED SYSTEM (LADS)  
 NSN: 3510-01-463-0114  
 DRUM A ASSEMBLY  
 REPAIR PARTS LIST

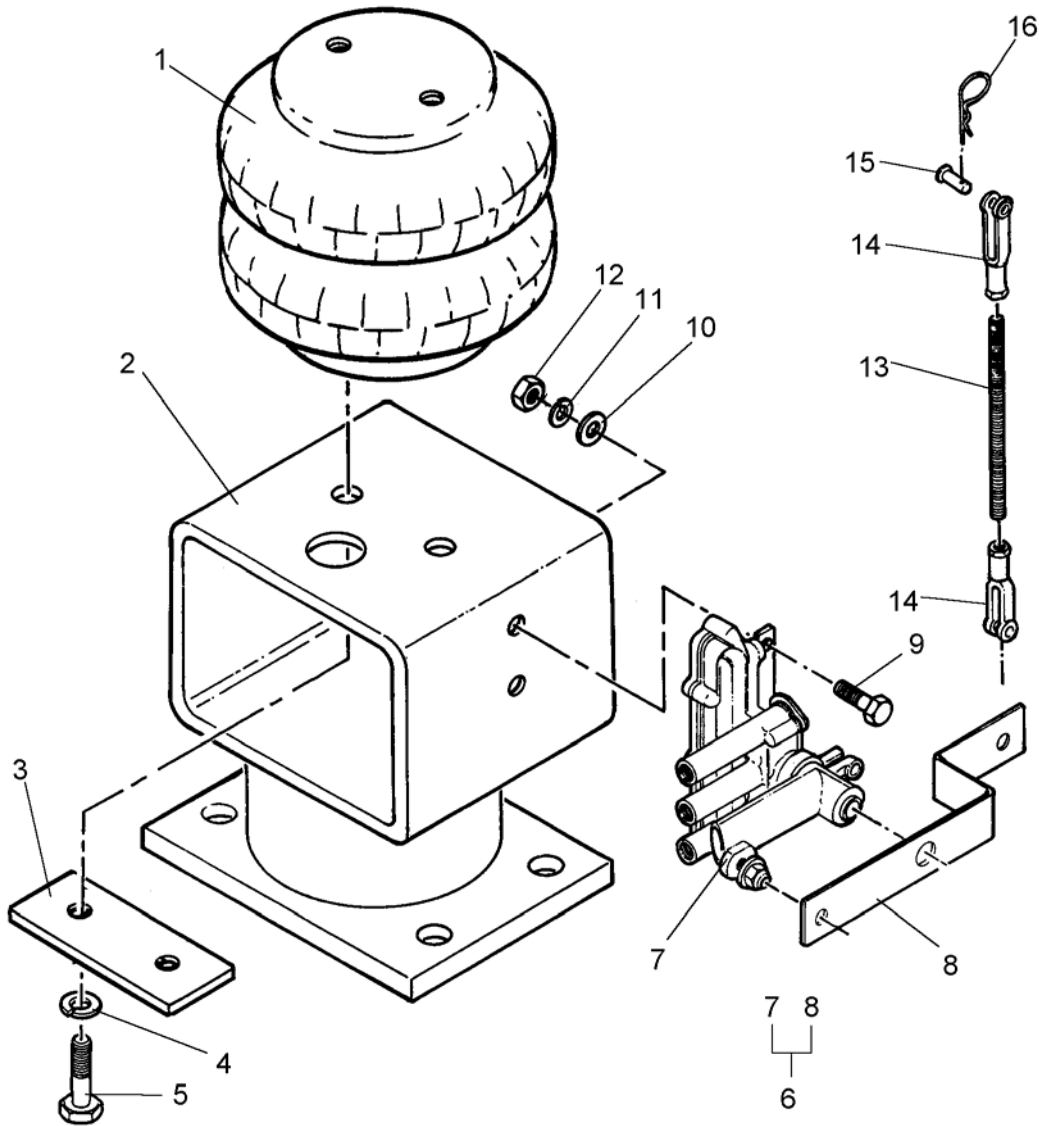


Figure 13. Air Bag Assembly, FR, RH

(1) ITEM NO.	(2) SMR CODE	(3) NSN	(4) CAGEC	(5) PART NUMBER	(6) DESCRIPTION AND USABLE ON CODE (UOC) GROUP 0102 DRUM A ASSEMBLY	(7) QTY
<b>FIG. 13 AIR BAG ASSEMBLY, FR, RH</b>						
1	PAOZZ	5340-01-493-6125	4X630	863-110890	....MOUNT,RESILIENT,AIRBAG	1
2	XDHHH		1Y373	5238931	....AIRBAG WLDMT,FR,RH	1
3	XDOZZ		1Y373	5238909	....PLATE,WASHER,AIRBAG	1
4	PAOZZ	5310-00-637-9541	96906	MS35338-46	....WASHER,LOCK,SPLIT,3/8	2
5	PAOZZ	5305-00-068-0511	80204	B1821BH038C 125N	....SCREW,CAP,HEXAGON HD,3/8-16 UNC X 1-1/4 LG	2
6	AOOHH		1Y373	5238999	....LEVELING VLV ASSY	1
7	PAOZZ	4820-01-481-9147	4X630	863-000279	....VALVE ASSEMBLY,LEVELING	1
8	PAOZZ	5340-01-493-4700	4X630	863-110978	....ARM,LEVEL VALVE	1
9	PAOZZ	5305-00-225-3839	96906	MS90725-8	....SCREW,CAP,HEXAGON HEAD,1/4- 20 UNC X 1 LG	2
10	PAOZZ	5310-00-809-4058	96906	MS27183-10	....WASHER,FLAT,1/4	4
11	PAOZZ	5310-00-582-5965	96906	MS35338-44	....WASHER,LOCK,SPLIT,1/4	2
12	PAOZZ	5310-00-997-1888	96906	MS35649-2252	....NUT,PLAIN,HEXAGON,1/4-20 UNC	2
13	PAOZZ	5306-01-481-1975	4X630	863-110979	....ROD,CONTINUOUS THREED,LEVEL VALVE	1
14	PAOZZ	5340-01-315-4296	39428	6071K12	....CLEVIS,ROD END, 1/4-28 UNF	2
15	PAOZZ	5315-01-481-1692	4X630	863-000624	....PIN,STRAIGHT,HEADED,CLEVIS,1/4 X 21/32 GRIP	2
16	PAOZZ	5315-01-481-1701	39428	92391A120	....PIN,LOCK	2

END OF FIGURE





REPAIR PARTS AND SPECIAL TOOL LIST (RPSTL)  
 LAUNDRY ADVANCED SYSTEM (LADS)  
 NSN: 3510-01-463-0114  
 DRUM A ASSEMBLY  
 REPAIR PARTS LIST

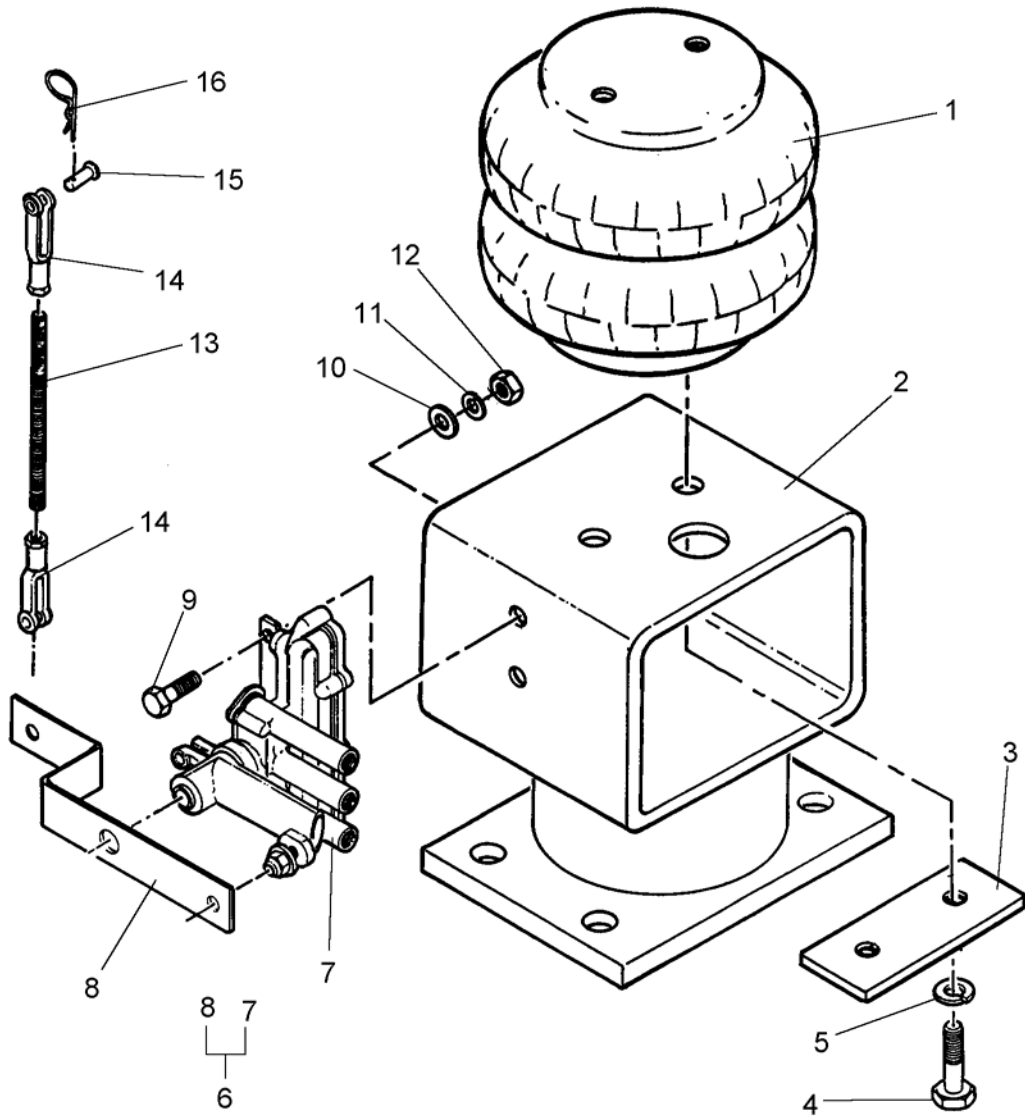


Figure 14. Air Bag Assembly, FR, LH

(1) ITEM NO.	(2) SMR CODE	(3) NSN	(4) CAGEC	(5) PART NUMBER	(6) DESCRIPTION AND USABLE ON CODE (UOC)	(7) QTY
GROUP 0102 DRUM A ASSEMBLY						
FIG. 14 AIR BAG ASSEMBLY, FR, LH						
1	PAOZZ	5340-01-493-6125	4X630	863-110890	....MOUNT,RESILIENT,AIRBAG	1
2	XDHHH		1Y373	5238941	....AIRBAG WLDMT,FR,LH	1
3	XDOZZ		1Y373	5238909	....PLATE,WASHER,AIRBAG	1
4	PAOZZ	5305-00-068-0511	80204	B1821BH038C 125N	....SCREW,CAP,HEXAGON HD,3/8-16 UNC X 1-1/4 LG	2
5	PAOZZ	5310-00-637-9541	96906	MS35338-46	....WASHER,LOCK,SPLIT,3/8	2
6	AOOHH		1Y373	5238998	....LEVELING VLV ASSY	1
7	PAOZZ	4820-01-481-9147	4X630	863-000279	....VALVE ASSEMBLY,LEVELING	1
8	PAOZZ	5340-01-493-4700	4X630	863-110978	....ARM,LEVEL VALVE	1
9	PAOZZ	5305-00-225-3839	96906	MS90725-8	....SCREW,CAP,HEXAGON HEAD,1/4- 20 UNC X 1 LG	2
10	PAOZZ	5310-00-809-4058	96906	MS27183-10	....WASHER,FLAT,1/4	4
11	PAOZZ	5310-00-582-5965	96906	MS35338-44	....WASHER,LOCK,SPLIT,1/4	2
12	PAOZZ	5310-00-997-1888	96906	MS35649-2252	....NUT,PLAIN,HEXAGON,1/4-20 UNC	2
13	PAOZZ	5306-01-481-1975	4X630	863-110979	....ROD,CONTINUOUS THREED,LEVEL VALVE	1
14	PAOZZ	5340-01-315-4296	39428	6071K12	....CLEVIS,ROD END, 1/4-28 UNF	2
15	PAOZZ	5315-01-481-1692	4X630	863-000624	....PIN,STRAIGHT,HEADED,CLEVIS,1/4 X 21/32 GRIP	2
16	PAOZZ	5315-01-481-1701	39428	92391A120	....PIN,LOCK	2

END OF FIGURE





REPAIR PARTS AND SPECIAL TOOL LIST (RPSTL)  
 LAUNDRY ADVANCED SYSTEM (LADS)  
 NSN: 3510-01-463-0114  
 DRUM A ASSEMBLY  
 REPAIR PARTS LIST

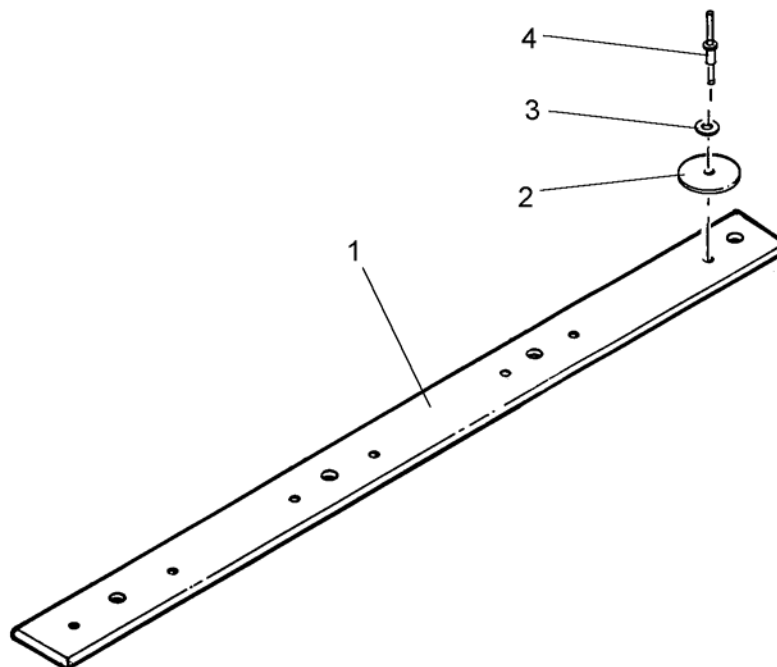


Figure 15. Backing Plate Assembly, Right Side

(1) ITEM NO.	(2) SMR CODE	(3) NSN	(4) CAGEC	(5) PART NUMBER	(6) DESCRIPTION AND USABLE ON CODE (UOC)	(7) QTY
					GROUP 0102 DRUM A ASSEMBLY	
					FIG. 15 BACKING PLATE ASSEMBLY, RIGHT SIDE	
1	XDOZZ		4X630	863-110015	....BACKING PLATE,RH	1
2	PAOZZ	8315-01-493-4550	4X630	863-000617	....WASHER,HOOK,1-1/8 DIA	7
3	PAOZZ	5310-00-722-5998	96906	MS15795-805	....WASHER,FLAT,#6	7
4	PAOZZ	5320-01-493-4556	4X630	863-000610	....RIVET,BLIND, CTSK HD,1/8 DIA X 3/16 GRIP	7

END OF FIGURE



REPAIR PARTS AND SPECIAL TOOL LIST (RPSTL)  
 LAUNDRY ADVANCED SYSTEM (LADS)  
 NSN: 3510-01-463-0114  
 DRUM A ASSEMBLY  
 REPAIR PARTS LIST

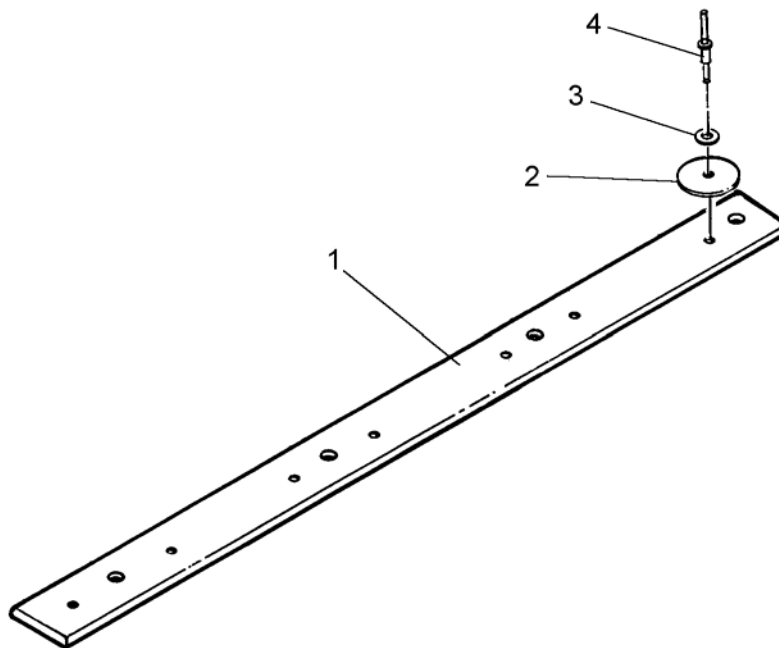


Figure 16. Backing Plate Assembly, Left Side

(1) ITEM NO.	(2) SMR CODE	(3) NSN	(4) CAGEC	(5) PART NUMBER	(6) DESCRIPTION AND USABLE ON CODE (UOC)	(7) QTY
					GROUP 0102 DRUM A ASSEMBLY	
					FIG. 16 BACKING PLATE ASSEMBLY, LEFT SIDE	
1	XDOZZ		4X630	863-110014	....BACKING PLATE,LH	1
2	PAOZZ	8315-01-493-4550	4X630	863-000617	....WASHER,HOOK,1-1/8 DIA	7
3	PAOZZ	5310-00-722-5998	96906	MS15795-805	....WASHER,FLAT,#6	7
4	PAOZZ	5320-01-493-4556	4X630	863-000610	....RIVET,BLIND, CTSK HD,1/8 DIA X 3/16 GRIP	7

END OF FIGURE



REPAIR PARTS AND SPECIAL TOOL LIST (RPSTL)  
 LAUNDRY ADVANCED SYSTEM (LADS)  
 NSN: 3510-01-463-0114  
 DRUM A ASSEMBLY  
 REPAIR PARTS LIST

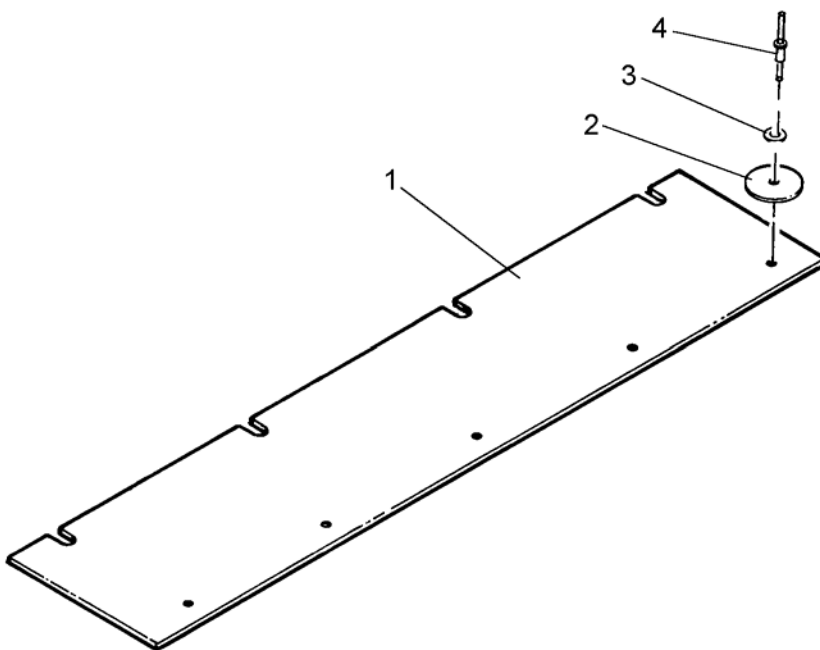


Figure 17. Backing Plate Assembly, Bottom

(1) ITEM NO.	(2) SMR CODE	(3) NSN	(4) CAGEC	(5) PART NUMBER	(6) DESCRIPTION AND USABLE ON CODE (UOC)	(7) QTY
--------------------	--------------------	------------	--------------	--------------------	---	------------

**GROUP 0102 DRUM A ASSEMBLY**

**FIG. 17 BACKING PLATE ASSEMBLY,  
 BOTTOM**

1	XDOZZ		4X630	863-110013	....BACKING PLATE,BTM	1
2	PAOZZ	8315-01-493-4550	4X630	863-000617	....WASHER,HOOK,1-1/8 DIA	5
3	PAOZZ	5310-00-722-5998	96906	MS15795-805	....WASHER,FLAT,#6	5
4	PAOZZ	5320-01-493-4556	4X630	863-000610	....RIVET,BLIND, CTSK HD,1/8 DIA X 3/16 GRIP	5

END OF FIGURE



REPAIR PARTS AND SPECIAL TOOL LIST (RPSTL)  
 LAUNDRY ADVANCED SYSTEM (LADS)  
 NSN: 3510-01-463-0114  
 DRUM A ASSEMBLY  
 REPAIR PARTS LIST

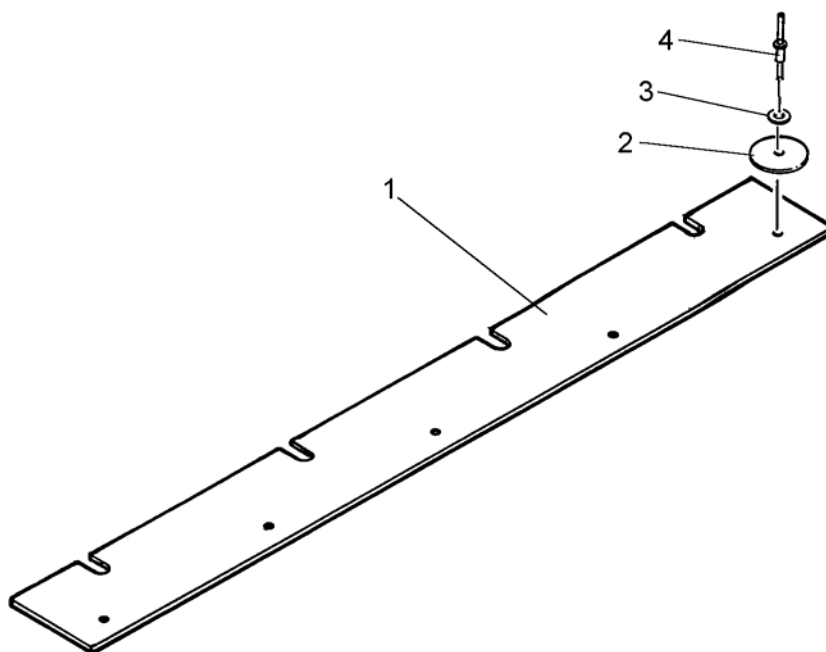


Figure 18. Backing Plate Assembly, Top

(1) ITEM NO.	(2) SMR CODE	(3) NSN	(4) CAGEC	(5) PART NUMBER	(6) DESCRIPTION AND USABLE ON CODE (UOC)	(7) QTY
<b>GROUP 0102 DRUM A ASSEMBLY</b>						
<b>FIG. 18 BACKING PLATE ASSEMBLY, TOP</b>						
1	XDOZZ		4X630	863-110012	....BACKING PLATE, TOP	1
2	PAOZZ	8315-01-493-4550	4X630	863-000617	....WASHER, HOOK, 1-1/8 DIA	5
3	PAOZZ	5310-00-722-5998	96906	MS15795-805	....WASHER, FLAT, #6	5
4	PAOZZ	5320-01-493-4556	4X630	863-000610	....RIVET, BLIND, CTSK HD, 1/8 DIA X 3/16 GRIP	5
END OF FIGURE						







---

REPAIR PARTS AND SPECIAL TOOL LIST (RPSTL)  
LAUNDRY ADVANCED SYSTEM (LADS)  
NSN: 3510-01-463-0114  
DRUM A ASSEMBLY  
REPAIR PARTS LIST

---

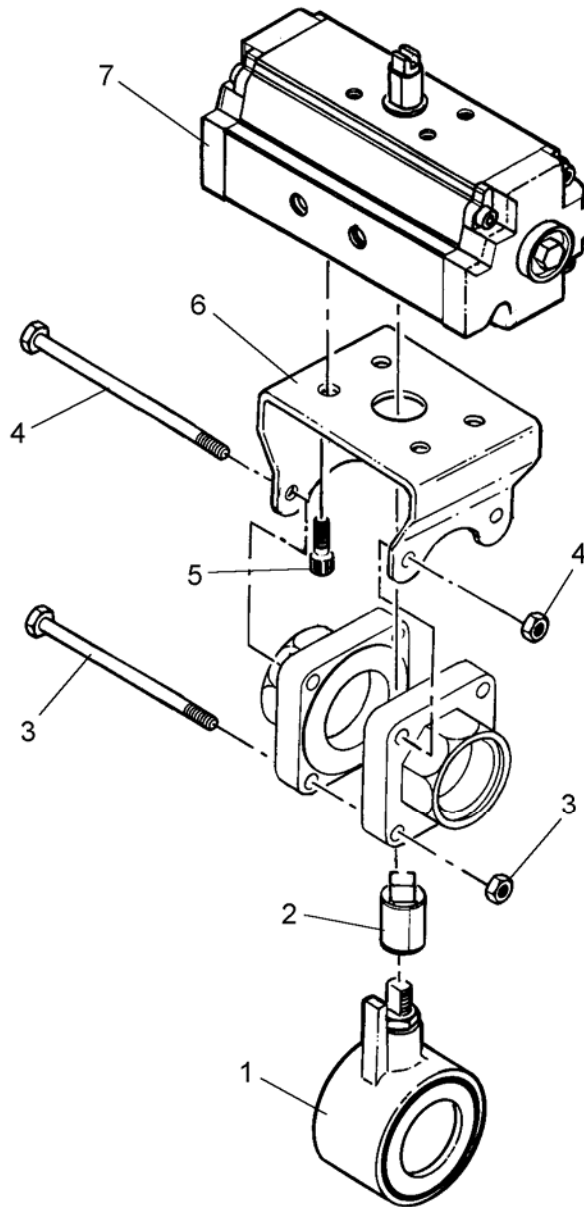


Figure 19. Valve, Ball, W/Actuator, 1-1/2 Inch

(1) ITEM NO.	(2) SMR CODE	(3) NSN	(4) CAGEC	(5) PART NUMBER	(6) DESCRIPTION AND USABLE ON CODE (UOC)	(7) QTY
<b>GROUP 0102 DRUM A ASSEMBLY</b>						
<b>FIG. 19 VALVE, BALL, W/ACTUATOR, 1-1/2 INCH</b>						
1	PAOZZ	4810-01-506-4677	4X630	863-000208	....VALVE,BALL,CENTER SECTION,1- 1/2 INCH	1
2	PAOZZ	4820-01-506-5078	4X630	863-000226	....COUPLING,ACTUATOR-H	1
3	PAOZZ	5306-01-506-2713	4X630	863-000232	....BOLT,MACHINE,LOWER,W/NUT	2
4	PAOZZ	5306-01-506-2726	4X630	863-000230	....BOLT,MACHINE,UPPER,W/NUT	2
5	PAOZZ	5306-01-506-2737	4X630	863-000227	....BOLT,MACHINE,ACTUATOR MOUNTING	4
6	PAOZZ	5340-01-506-2760	4X630	863-000222	....BRACKET,MOUNTING,ACTUATOR	1
7	PAOZZ	3040-01-506-5548	4X630	863-000209	....ACTUATOR,MECHANICAL,,BALL VALVE	1
END OF FIGURE						



REPAIR PARTS AND SPECIAL TOOL LIST (RPSTL)  
 LAUNDRY ADVANCED SYSTEM (LADS)  
 NSN: 3510-01-463-0114  
 DRUM A ASSEMBLY  
 REPAIR PARTS LIST

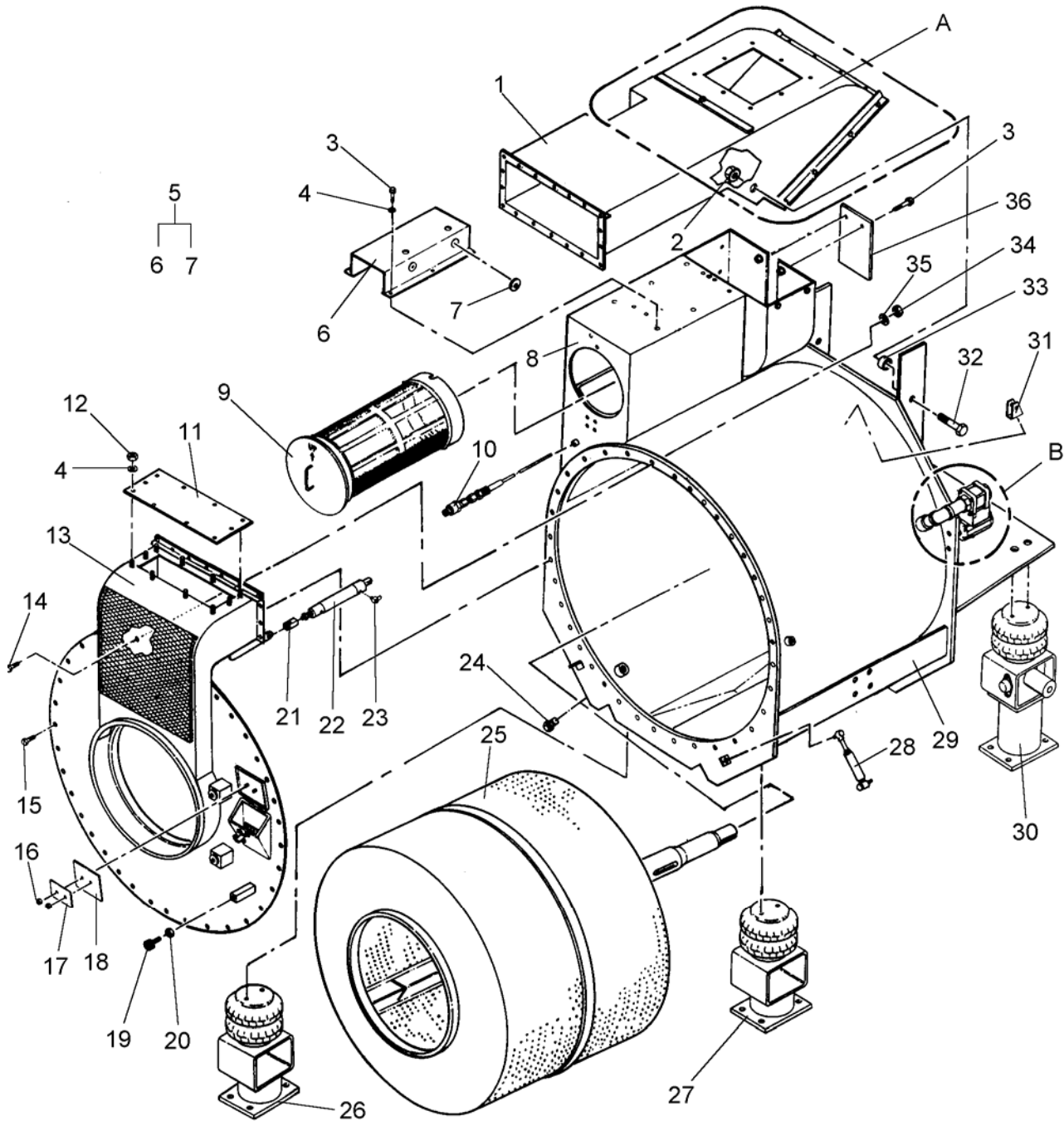


Figure 20. Drum B Assembly (Sheet 1 of 6)

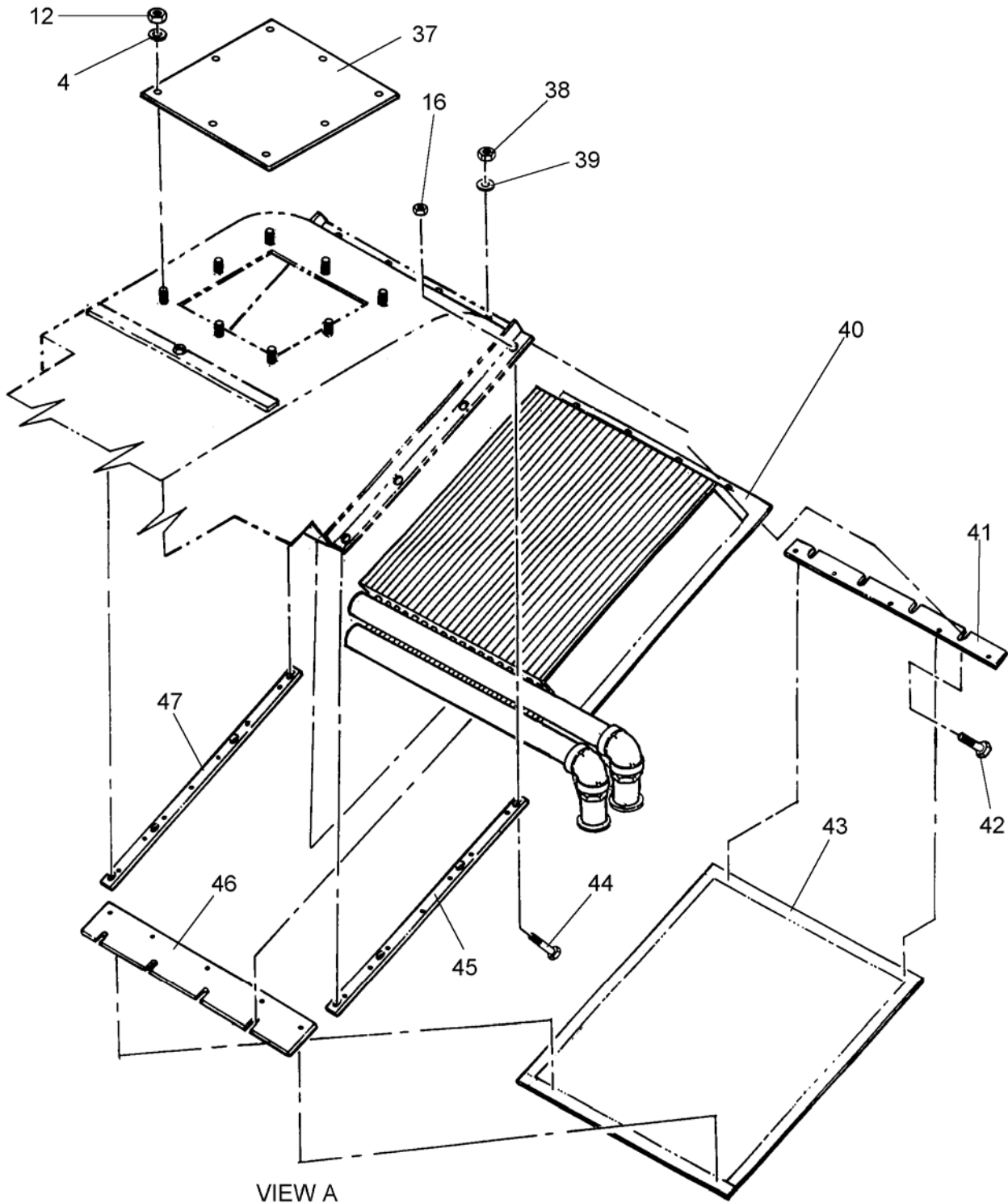


Figure 20. Drum B Assembly (Sheet 2 of 6)

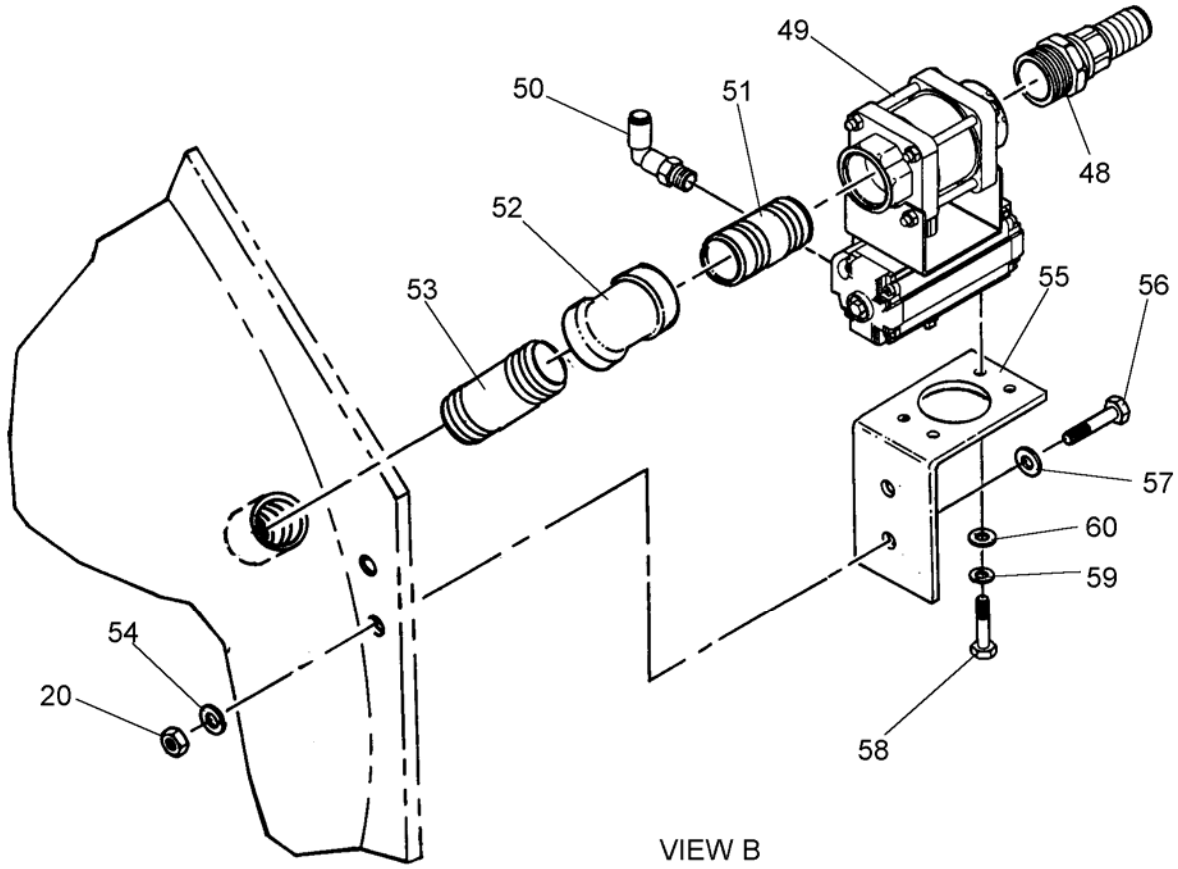


Figure 20. Drum B Assembly (Sheet 3 of 6)

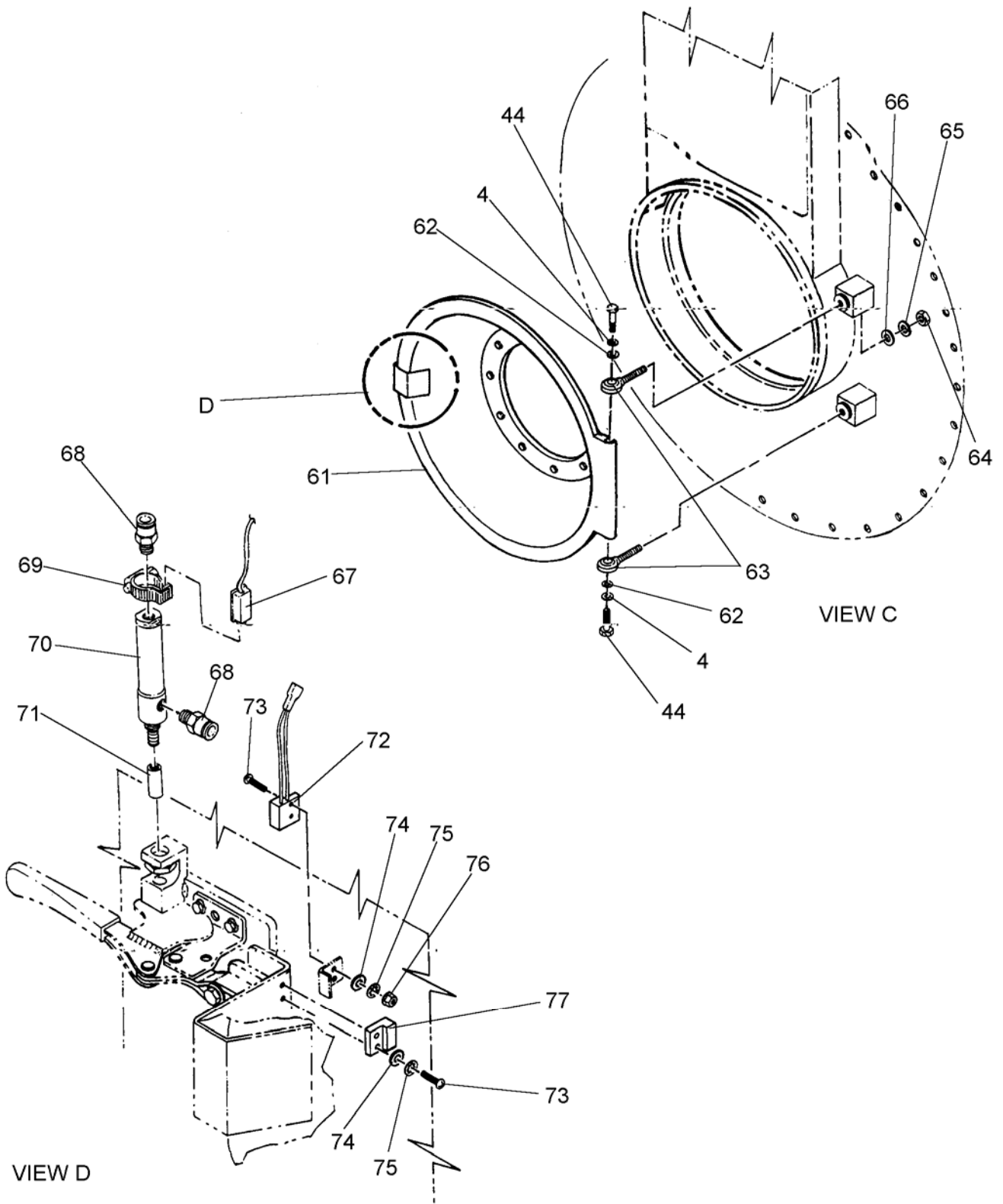
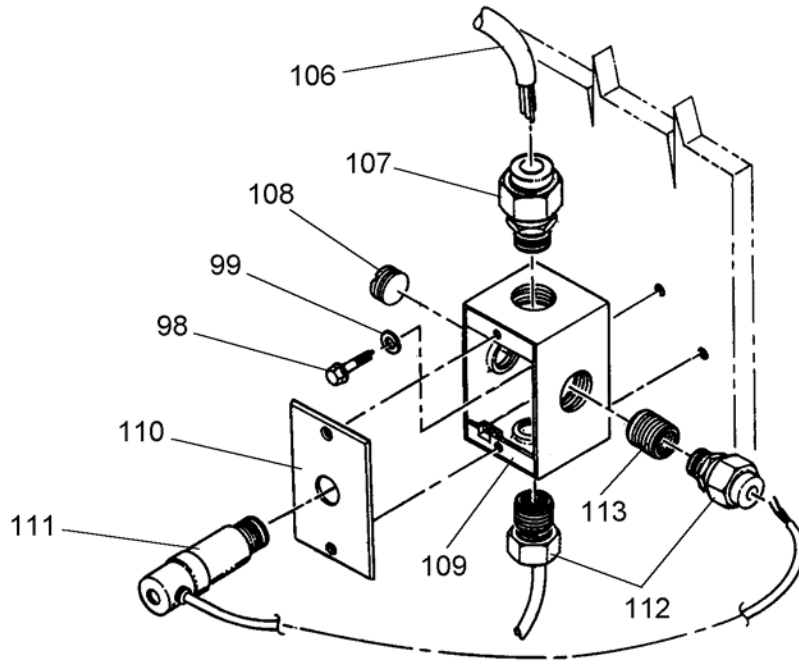


Figure 20. Drum B Assembly (Sheet 4 of 6)







VIEW E

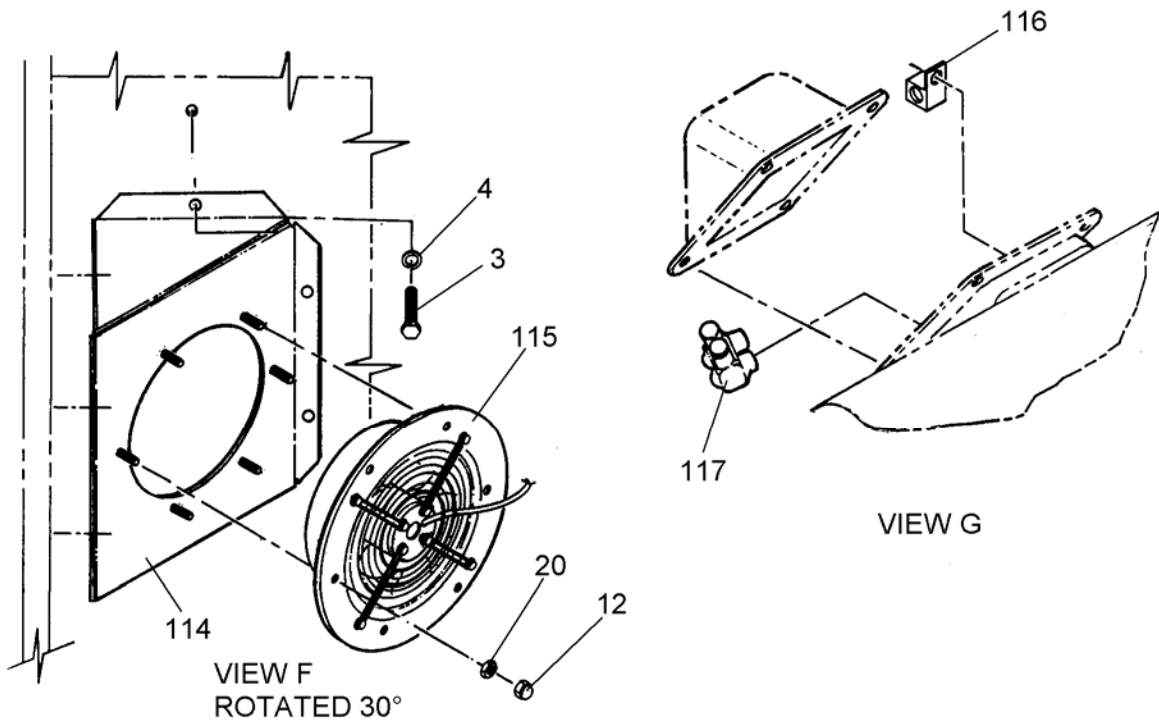


Figure 20. Drum B Assembly (Sheet 6 of 6)

(1) ITEM NO.	(2) SMR CODE	(3) NSN	(4) CAGEC	(5) PART NUMBER	(6) DESCRIPTION AND USABLE ON CODE (UOC)	(7) QTY
					GROUP 0102 DRUM A ASSEMBLY	
					FIG. 20 DRUM B ASSEMBLY	
1	XDHZZ		1Y373	5238850	...HEATER DUCT WLDMT	1
2	PAOZZ	5310-00-595-7421	96906	MS17829-8C	...NUT,SELF-LOCKING,HEX HD,1/2-13 UNC	2
3	PAOZZ	5305-00-719-3997	96906	MS35307-303	...SCREW,CAP,HEXAGON HEAD,1/4-20 UNC X 1/2 LG	16
4	PAOZZ	5310-00-933-8121	96906	MS35338-139	...WASHER,LOCK,SPLIT,1/4	52
5	AOOOO		1Y373	5238327	...COVER ASSY,ACTR	1
6	XDOZZ		1Y373	5238326	....COVER,ACTUATOR	1
7	PAOZZ	5325-01-481-1737	4X630	863-000613	....GROMMET,NONMETALLIC,3/8 ID	2
8	XDHHH		1Y373	5238300	...DUCT ASSY,OUTLET(REFER TO FIGURE 8 FOR BREAKDOWN)	1
9	AOOHH		1Y373	5238500	...LINT FILTER ASSY	1
10	PAOZZ	6685-01-506-7129	4X630	863-510925	...RESISTOR,THERMAL,TEMPERATUR E SENSING,10 IN LG	2
11	XDOZZ		1Y373	5238809	...COVER,INSPECTION,OUTSIDE AIR DAMPER	1
12	PAOZZ	5310-00-903-5966	96906	MS51971-1	...NUT,PLAIN,HEXAGONHEAD,1/4-20 UNC	42
13	XDHHH		1Y373	5238200	...FRONT HEAD PLT ASSY(REFER TO FIGURE 7 FOR BREAKDOWN)	1
14	PAOZZ	5305-00-847-1159	96906	MS35307-365	...SCREW,CAP,HEXAGON HEAD,3/8-16 UNC X 1-3/4 LG	6
15	PAOZZ	5305-00-021-3740	96906	MS35307-364	...SCREW,CAP,HEXAGON HEAD,3/8-16 UNC X 1-1/2 LG	43
16	PAOZZ	5310-00-483-8792	80205	MS17829-4C	...NUT,SELF-LOCKING,HEX HD,1/4-20 UNC	18
17	XDOZZ		1Y373	5238232	...RETAINER,GASKET,SOAP BOX	1
18	PAOZZ	5330-01-481-2241	4X630	863-110935	...GASKET,SOAP BOX	1
19	PAOZZ	5340-01-481-1740	4X630	863-000607	...BUMPER,METALLIC	1
20	PAOZZ	5310-00-056-3395	96906	MS35649-2382	...NUT,PLAIN,HEXAGON,3/8-16 UNC	9
21	PAOZZ	5340-01-481-1682	4X630	863-110895	...CLEVIS,ROD END,AIR CYLINDER	1
22	PAOZZ	3040-01-482-1254	4X630	863-110989	...CYLINDER ASSEMBLY,AIR	1
23	PAOZZ	4820-01-481-7874	4X630	863-110995	...VALVE,FLOW CONTROL,1/8 NPT X 1/4 TUBE	4
24	PAOZZ	5305-01-075-7084	96906	MS35307-481	...SCREW,CAP,HEXAGON HEAD,3/4-10 UNC X 1 LG	2
25	XDHHH		1Y373	5238600	...CYLINDER ASSEMBLY	1
26	AOOHH		1Y373	5238930	...AIR BAG ASSY,FR,RH(REFER TO FIGURE 13 FOR BREAKDOWN)	1
27	AOOHH		1Y373	5238940	...AIR BAG ASSY,FR,LH(REFER TO FIGURE 14 FOR BREAKDOWN)	1
28	PAOZZ	2510-01-481-7796	4X630	863-110887	...SHOCK ABSORBER,DIRECT ACTION	2
29	XDHHH		1Y373	5238400	...MAIN FRAME WLDMT	1
30	AOOHH		1Y373	5238920	...AIRBAG ASSY,REAR(REFER TO FIGURE 12 FOR BREAKDOWN)	2
31	PAHZZ	5340-01-481-1680	4X630	863-000644	...BRACKET,MOUNTING,AIR CYLINDER	1
32	PAOZZ	5305-00-616-6375	96906	MS35307-417	...SCREW,CAP,HEXAGON HEAD,1/2-13 UNC X 2-1/2 LG	2

(1) ITEM NO.	(2) SMR CODE	(3) NSN	(4) CAGEC	(5) PART NUMBER	(6) DESCRIPTION AND USABLE ON CODE (UOC)	(7) QTY
GROUP 0102 DRUM A ASSEMBLY						
FIG. 20 DRUM B ASSEMBLY						
33	XDOZZ		1Y373	5238833	...SPACER,HTR DUCT	2
34	PAOZZ	5310-00-913-8881	96906	MS51971-3	...NUT,PLAIN,HEXAGONHEAD,3/8-16 UNC	49
35	PAOZZ	5310-00-984-7042	96906	MS35338-141	...WASHER,LOCK,SPLIT,3/8	49
36	XDOZZ		1Y373	5238307	...PLATE,CVR,FAN HS	1
37	XDOZZ		1Y373	5238816	...COVER,INSPECTION,HEATING COIL	1
38	PAOZZ	5310-00-050-6646	96906	MS17830-6C	...NUT,SELF-LOCKING,HEX HD,3/8-16 UNC	8
39	PAOZZ	5310-00-773-7618	96906	MS15795-814	...WASHER,FLAT,3/8	8
40	PAFHH	4420-01-493-4707	4X630	863-110120	...HEAT EXCHNGR,DRYEER	1
41	AOOOO		4X630	863-110002	...BACKING PLATE ASSY, TOP (REFER TO FIGURE 18 FOR BREAKDOWN)	1
42	PAOZZ	5305-00-576-5417	96906	MS35307-360	...SCREW,CAP,HEXAGON HEAD,3/8-16 UNC X 1 LG	8
43	PAOZZ	3510-01-481-6856	4X630	863-110011	...SCREEN,AIR INLET	1
44	PAOZZ	5305-00-702-4523	96906	MS35307-306	...SCREW,CAP,HEXAGON HEAD,1/4-20 UNC X 3/4 LG	28
45	AOOOO		4X630	863-110004	...BACKING PLATE ASSY,LEFT SIDE (REFER TO FIGURE 16 FOR BREAKDOWN)	1
46	AOOOO		4X630	863-110003	...BACKING PLATE ASSY,BOTTOM (REFER TO FIGURE 17 FOR BREAKDOWN)	1
47	AOOOO		4X630	863-110005	...BACKING PLATE ASSY,RIGHT SIDE (REFER TO FIGURE 15 FOR BREAKDOWN)	1
48	PAOZZ	4730-01-481-7929	4X630	863-000479	...NIPPLE,HOSE,1-1/2 ID BARB X 1-1/2 NPTM	1
49	PAOOO	4820-01-481-7794	4X630	863-130900	...VALVE,BALL,W/ACTUATOR,1-1/2 IN (REFER TO FIGURE 19 FOR BREAKDOWN)	1
50	PAOZZ	4730-01-481-8012	4X630	863-000436	...ELBOW,SWIVEL FLANGE,1/8 NPT X 1/4 TUBE	6
51	PAOZZ	4730-01-481-8063	4X630	863-000394	...NIPPLE,PIPE,1-1/2 NPT X 3 LG	1
52	PAOZZ	4730-01-481-8065	4X630	863-000335	...ELBOW,PIPE,1-1/2 NPT	1
53	PAOZZ	4730-01-481-8064	4X630	863-000395	...NIPPLE,PIPE,1-1/2 NPT X 6 LG	1
54	PAOZZ	5310-00-637-9541	96906	MS35338-46	...WASHER,LOCK,SPLIT,3/8	10
55	XDOZZ		1Y373	5238439	...BRACKET,BALL VALVE	1
56	PAOZZ	5305-01-422-9990	96906	MS35307- 366S316	...SCREW,CAP,HEXAGON HEAD,3/8-16 UNC X 2 LG	6
57	PAOZZ	5310-00-080-6004	96906	MS27183-14	...WASHER,FLAT,3/8	6
58	PAOZZ	5305-01-481-1829	4X630	863-000593	...SCREW,CAP,HEXAGON HEAD,#10- 32 X 1/2 LG	4
59	PAOZZ	5310-00-045-3296	96906	MS35338-43	...WASHER,LOCK,SPLIT,#10	4
60	PAOZZ	5310-00-809-8546	96906	MS27183-8	...WASHER,FLAT,#10	4
61	AOOHH		1Y373	5238700	...DOOR ASSEMBLY(REFER TO FIGURE 10 FOR BREAKDOWN)	1
62	PAOZZ	5310-00-550-5054	96906	MS15795-809	...WASHER,FLAT,1/4	2
63	PAOZZ	3120-01-481-5292	4X630	863-110894	...BEARING,PLAIN,ROD	2

(1) ITEM NO.	(2) SMR CODE	(3) NSN	(4) CAGEC	(5) PART NUMBER	(6) DESCRIPTION AND USABLE ON CODE (UOC)	(7) QTY
					GROUP 0102 DRUM A ASSEMBLY	
					FIG. 20 DRUM B ASSEMBLY	
					EYE, SPERICAL,,50-20	
64	PAOZZ	5310-00-768-0321	96906	MS51971-5	...NUT,PLAIN,HEXAGONHEAD,1/2-13 UNC	4
65	PAOZZ	5310-00-933-8778	96906	MS35338-143	...WASHER,LOCK,SPLIT,1/2	2
66	PAOZZ	5310-00-767-9425	96906	MS15795-818	...WASHER,FLAT,1/2	4
67	PAOZZ	5930-01-481-6739	4X630	863-110350	...SWITCH,PROXIMITY,DOOR LOCK	1
68	PAOZZ	4730-01-481-7209	4X630	863-000433	...ADAPTER,STRAIGHT,PIPE,1/4 TUBE X 1/8 NPT	2
69	PAOZZ	5340-01-506-2723	4X630	863-000203	...CLAMP,BLOCK,SENSOR MOUNTING	1
70	PAOZZ	3040-01-506-5540	4X630	863-000204	...CYLINDER,ASSEMBLY,AIR	1
71	PAOZZ	5315-01-481-1968	4X630	863-110965	...PIN,STRAIGHT,HEADLESS,DOOR LOCK	1
72	PAOZZ	5930-01-481-7429	4X630	863-110340	...SWITCH,PROXIMITY,DOOR POSITION	1
73	PAOZZ	5305-00-054-5651	96906	MS51957-17	...SCREW,MACHINE,PAN HD,#4-40 UNC X 1/2 LG	4
74	PAOZZ	5310-00-951-4679	96906	MS27183-3	...WASHER,FLAT,#4	4
75	PAOZZ	5310-00-543-2410	96906	MS35338-40	...WASHER,LOCK,SPLIT,#4	4
76	PAOZZ	5310-00-934-9748	96906	MS35649-244	...NUT,PLAIN,HEXAGON,#4-40 UNC	2
77	PAOZZ	5999-01-052-3527	4X630	863-000497	...MAGNET,PERMANENT	1
78	PAOHH	2940-01-481-8003	4X630	863-110206	...GUARD, DRYER OUTLET FAN WHEEL	1
79	PAOZZ	5355-01-481-1739	4X630	863-000513	...KNOB,CLAMPING	2
80	PAOZZ	6105-01-493-6478	4X630	863-110998	...MOTOR,5HP,3600RPM,184T FRAME,TEFC	1
81	PAOZZ	4140-01-481-6057	4X630	863-110999	...FAN,CENTRIFUGAL,CW,W/TAPERLO CK	1
82	PAOZZ	5305-00-821-3869	96906	MS90725-65	...SCREW,CAP,HEXAGON HEAD,3/8-16 UNC X 1-3/4 LG	4
83	PAOZZ	5975-01-506-5235	39428	7130K57	...STRAP,TIEDOWN,ELECTRICAL,14 LG	6
84	AFFFF		4X630	863-110310	...CABLE ASSY,MTR B	1
85	MFFZZ		4X630	863-110310-1	...CABLE,POWER,ELECTRICAL,4 AWG,4 COND,SOW (MAKE FROM CORD 07ZY5/SOW44)	11
86	PAOZZ	5940-01-481-7367	4X630	863-000732	...TERMINAL,LUG,CRIMP,RING,4 AWG,1/4 STUD	4
87	AOOHH		1Y373	5238190	...BELT GUARD ASSEMBLY(REFER TO FIGURE 11 FOR BREAKDOWN)	1
88	PAOZZ	5305-00-822-5853	96906	MS35307-368	...SCREW,CAP,HEXAGON HEAD,3/8-16 UNC X 2-1/2 LG	2
89	XDOZZ		1Y373	5238178	...SPACER,BELT GUARD MOUNTING	2
90	PAOZZ	5305-00-115-9526	96906	MS90725-58	...SCREW,CAP,HEXAGON HEAD,3/8-16 UNC X 3/4 LG	2
91	XDOZZ		1Y373	5238179	...ARM,BELT GUARD MT	2
92	PAOZZ	5305-00-071-2070	80204	B1821BH050C 175N	...SCREW,CAP,HEXAGON HD,1/2-13 UNC X 1-3/4 LG	4
93	XDOZZ		1Y373	5238432	...BUMPER STOP ASSY,LEFT REAR	1
94	PAOZZ	5310-00-003-4094	96906	MS35338-48	...WASHER,LOCK,SPLIT,1/2	4

(1) ITEM NO.	(2) SMR CODE	(3) NSN	(4) CAGEC	(5) PART NUMBER	(6) DESCRIPTION AND USABLE ON CODE (UOC)	(7) QTY
<b>GROUP 0102 DRUM A ASSEMBLY</b>						
<b>FIG. 20 DRUM B ASSEMBLY</b>						
95	PAOZZ	5310-00-768-0318	96906	MS51967-14	...NUT,PLAIN,HEXAGONHEAD,1/2-13 UNC	4
96	XDOZZ		1Y373	5238430	...BUMPER STOP ASSY,RIGHT REAR	1
97	XDHZZ		1Y373	5238435	...PLENUM WELDMENT	1
98	PAOZZ	5305-00-068-0500	96906	MS90725-3	...SCREW,CAP,HEXAGON HEAD,1/4-20 UNC X 1/2 LG	8
99	PAOZZ	5310-00-582-5965	96906	MS35338-44	...WASHER,LOCK,SPLIT,1/4	8
100	AFFHH		1Y373	5238100	...DRIVE ASSEMBLY(REFER TO FIGURE 6 FOR BREAKDOWN)	1
101	PAOZZ	5975-01-481-7537	4X630	863-000660	...BOX CONNECTOR,ELECTRICAL,CORD GRIP,90 DEG,1.00-1.25	1
102	PAOZZ	2510-01-481-7795	4X630	863-000224	...SHOCK ABSORBER,DIRE	2
103	XDOZZ		1Y373	5238438	...BRACKET,PROX SWITCH,DRUM ROTATION	1
104	PAOZZ	5930-01-481-6738	4X630	863-110996	...SWITCH,PROXIMITY,DRUM ROTATION	1
105	PAOZZ	5365-01-481-2446	4X630	863-110892	...BUSHING,NONMETALLIC,MARSHME LLOW	2
106	PAOZZ	6150-01-481-4447	4X630	863-110330	...CABLE,POWER,ELECTRICAL,COOLI NG FAN,DRUM B	1
107	PAOZZ	5975-01-481-7494	4X630	863-000659	...BOX CONNECTOR,ELECTRICAL,CORD GRIP,.25-.38	1
108	PAOZZ	5975-01-016-5255	81703	30292	...PLUG,JUNCTION BOX	2
109	PAOZZ	5975-01-493-6378	4X630	863-000219	...CONDUIT OUTLET,ELECTRICAL BOX,SINGLE GANG	1
110	PAOZZ	5975-01-481-5382	4X630	863-000220	...COVER,CONDUIT OUTLET	1
111	PAOZZ	5910-01-481-6737	4X630	863-000284	...CAPACITOR,FIXED,METAL,1.5 UF	1
112	PAOZZ	5975-01-481-7524	4X630	863-000658	...BOX CONNECTOR,ELECTRICAL,CORD GRIP,.187-.312	2
113	PAOZZ	5975-00-242-4234	03743	RB75-50	...ADAPTER,ELECTRICAL,REDUCING,3 /4 X 1/2	2
114	XDHZZ		1Y373	5238499	...FAN MOUNT WELDMENT	1
115	PAOZZ	4140-01-481-1971	4X630	863-110957	...FAN,VENTILATING	1
116	PAFZZ	5940-01-481-7491	4X630	863-000727	...TERMINAL,LUG, 4 AWG,1/4 STUD	1
117	PAOZZ	5940-01-493-5363	4X630	863-000304	...SPLIT BOLT,2 AWG	3

END OF FIGURE

REPAIR PARTS AND SPECIAL TOOL LIST (RPSTL)  
LAUNDRY ADVANCED SYSTEM (LADS)  
NSN: 3510-01-463-0114  
PIPING INSTALLATION, WATER  
REPAIR PARTS LIST

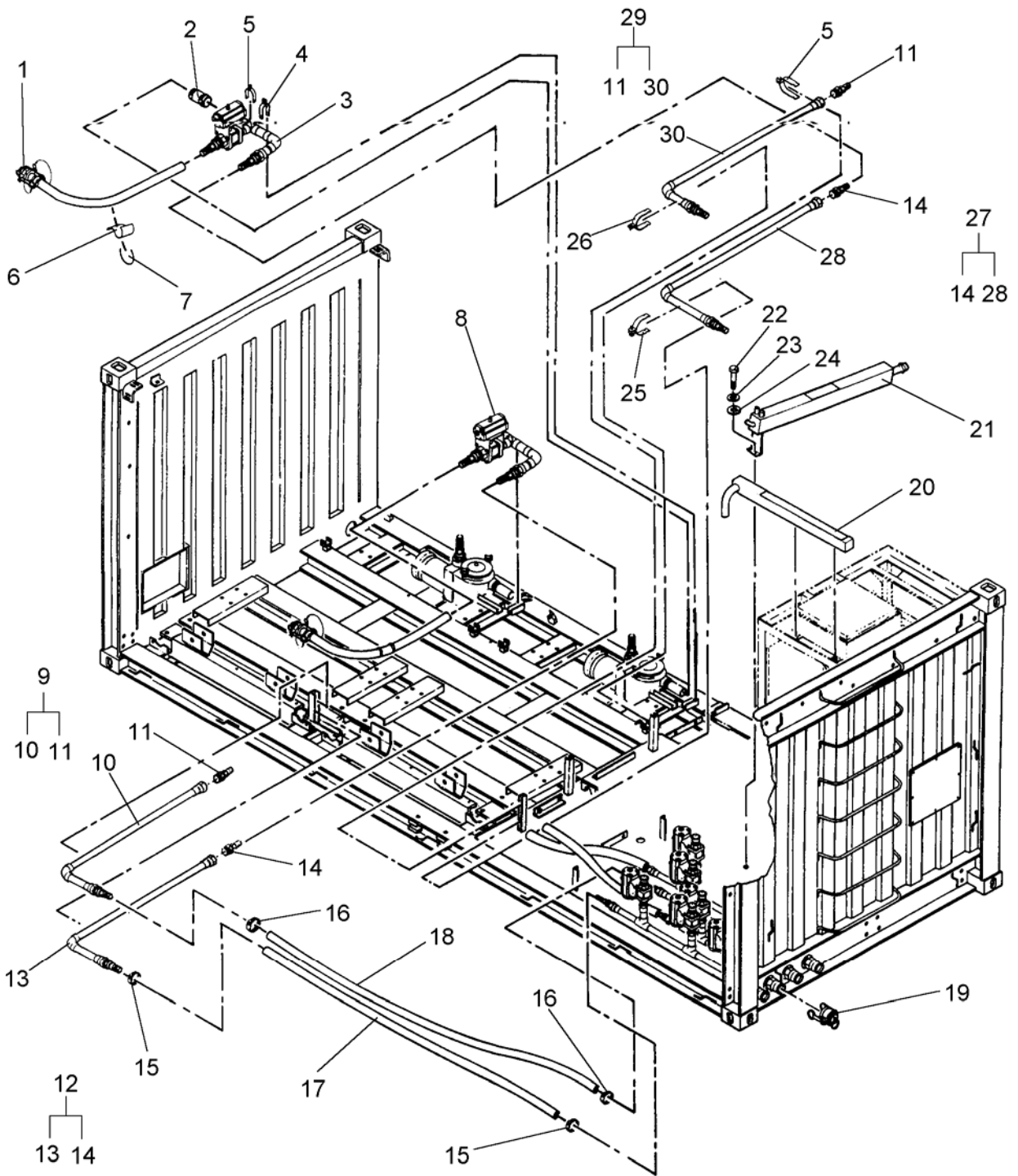


Figure 21. Piping Install, Water (Sheet 1 of 4)

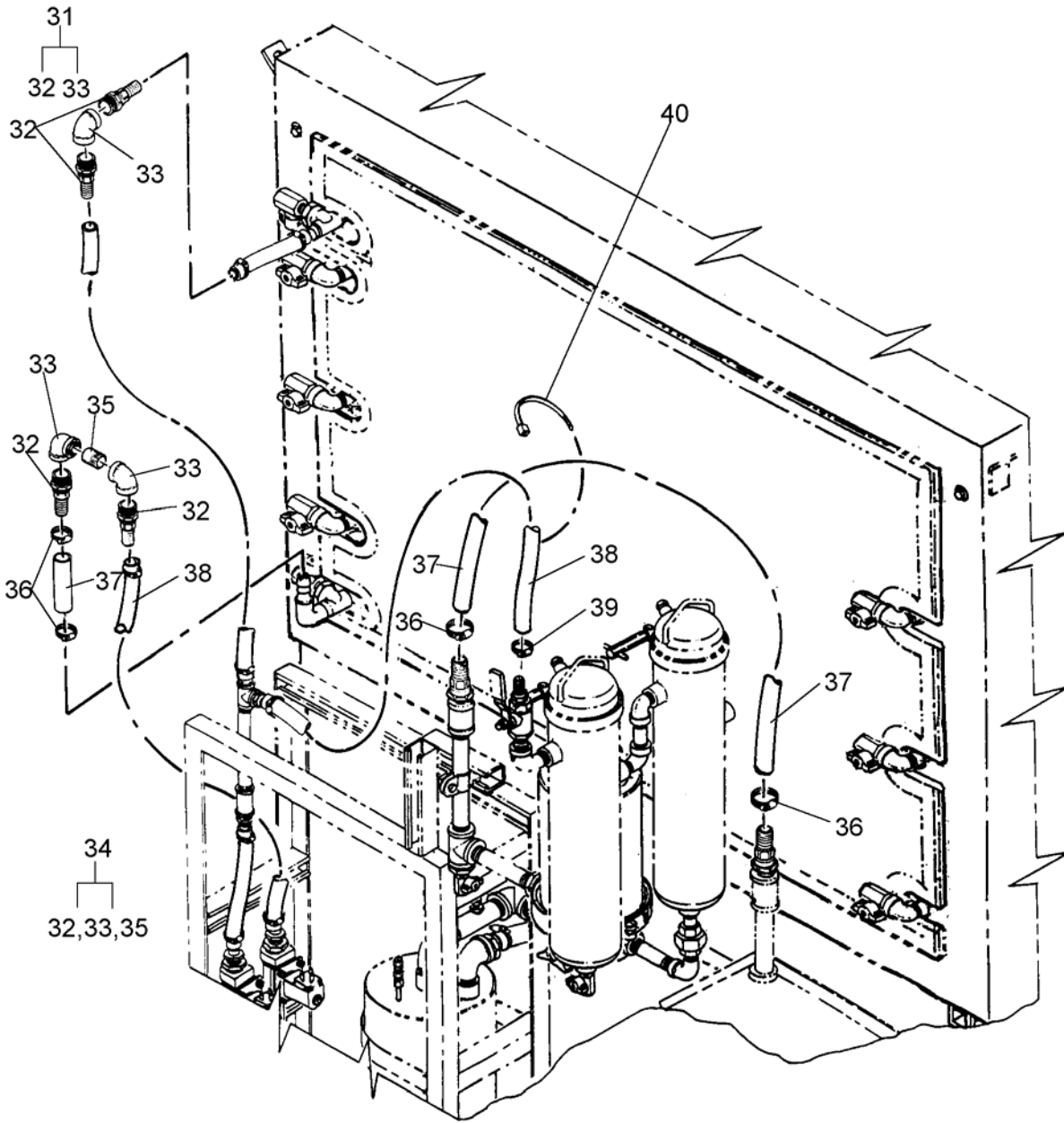


Figure 21. Piping Install, Water (Sheet 2 of 4)



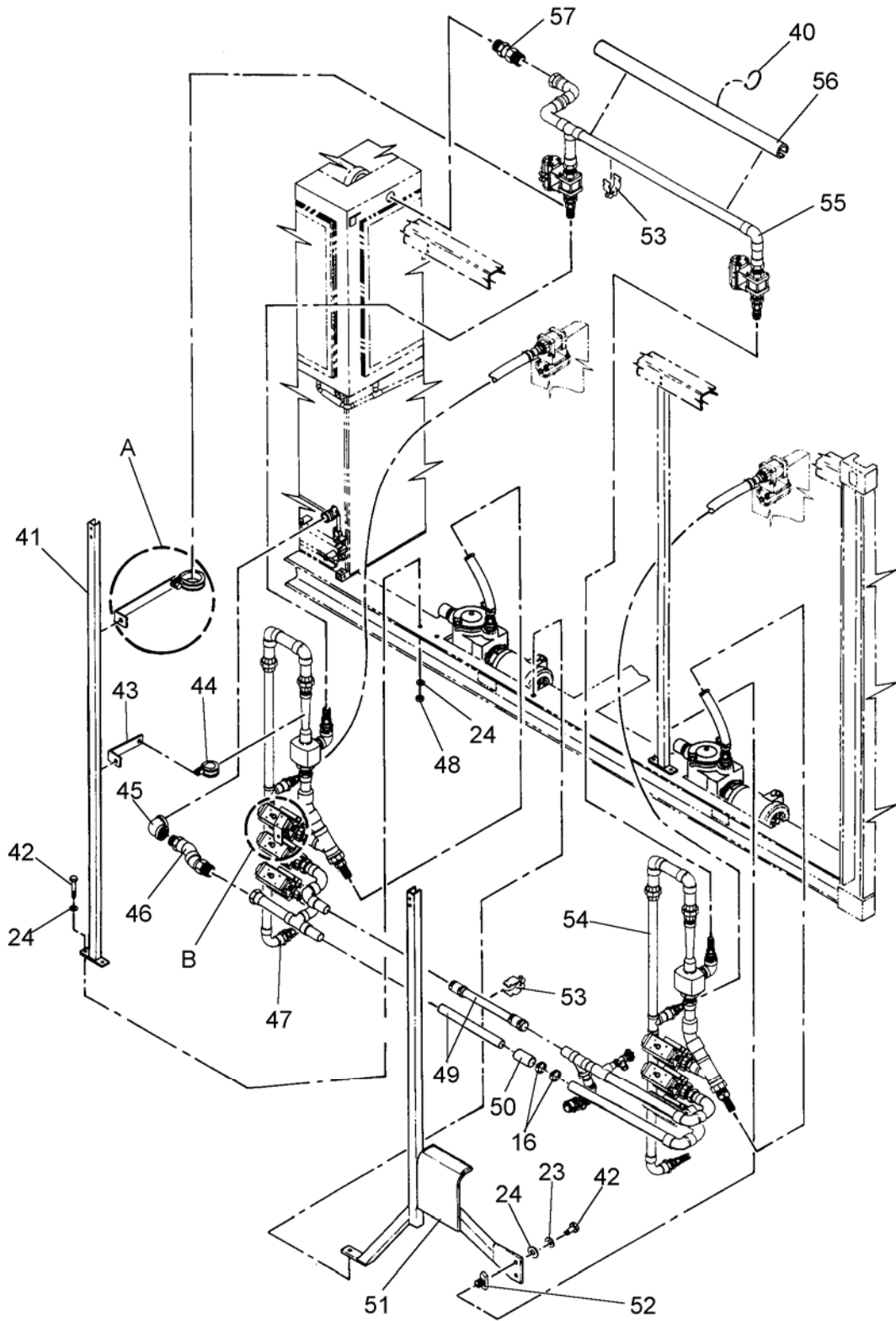


Figure 21. Piping Install, Water (Sheet 3 of 4)

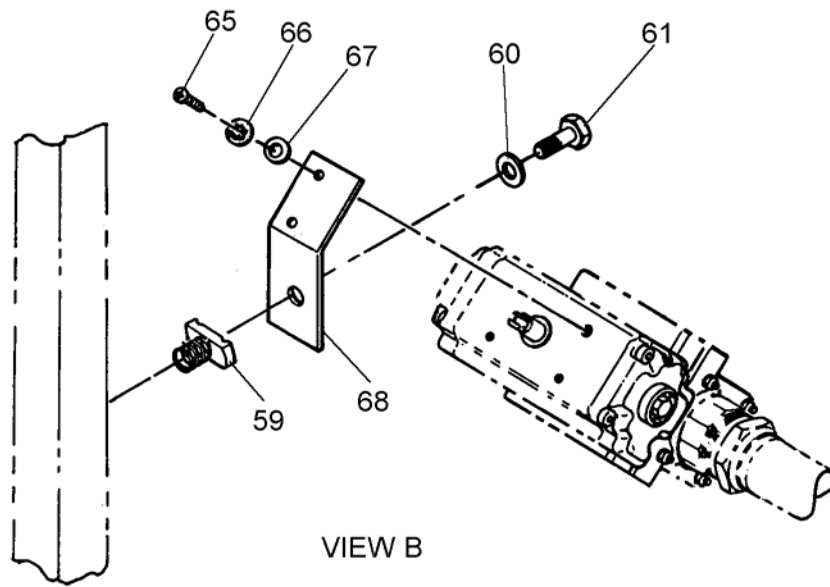
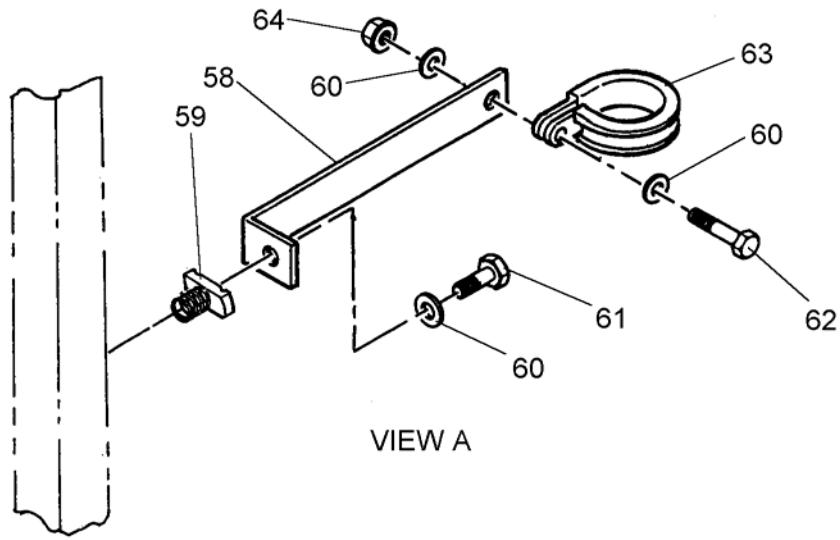


Figure 21. Piping Install, Water (Sheet 4 of 4)

(1) ITEM NO.	(2) SMR CODE	(3) NSN	(4) CAGEC	(5) PART NUMBER	(6) DESCRIPTION AND USABLE ON CODE (UOC)	(7) QTY
GROUP 0103 PIPING INSTALLATION, WATER						
FIG. 21 PIPING INSTALL, WATER						
1	AOOOO		4X630	863-720100	...HOSE ASSY,DRUM OUTLET TO FV-107A AND B (REFER TO FIGURE 22 FOR BREAKDOWN)	2
2	PAOZZ	5330-01-481-5831	39428	4511K75	...SLEEVE,SEAL,COUPLER	2
3	AOOOO		4X630	863-720170	...TUBE ASSY,PUMP AINLET (REFER TO FIGURE 26 FOR BREAKDOWN)	1
4	PAOZZ	5340-00-693-2483	96195	P1117	...HANGER,PIPE,2-3/8	3
5	PAOZZ	5340-01-481-4353	4X630	863-000768	...HANGER,PIPE,2-1/2	2
6	MOOZZ		4X630	863-720000-49	...SHEET,1/8 THK,4-5/8 X 6-1/4 (MAKE FROM RUBBER SHEET 39428/8634K12)	1
7	PAOZZ	5975-01-481-4977	4X630	863-000523	...STRAP,TIEDOWN,ELECTRICAL,14 LG	4
8	AOOOO		4X630	863-720172	...TUBE ASSY,PUMP BINLET (REFER TO FIGURE 28 FOR BREAKDOWN)	1
9	AOOOO		4X630	863-720154	...TUBE ASSY,DISCH B	1
10	PAOZZ	4710-01-481-7603	4X630	863-720155	...TUBE ASSEMBLY,METAL,DISCHARGE B	1
11	PAOZZ	4730-01-481-7929	4X630	863-000479	...NIPPLE,HOSE,1-1/2 ID BARB X 1-1/2 NPTM	2
12	AOOOO		4X630	863-720150	...TUBE ASSY,SUCT B	1
13	PAOZZ	4710-01-481-7599	4X630	863-720151	...TUBE ASSEMBLY,METAL,SUCTION B	1
14	PAOZZ	4730-01-481-3828	4X630	863-000480	...NIPPLE,HOSE,2 ID BARB X 2 NPTM	4
15	PAOZZ	4730-01-268-7402	81646	6340	...CLAMP,HOSE,2-1/16 TO 3	6
16	PAOZZ	4730-00-184-9003	81646	6332	...CLAMP,HOSE,1-9/16 TO 2-1/2	28
17	MOOZZ		4X630	863-720000-22	...HOSE,NONMETALLIC,SUCTION,2 ID (MAKE FROM HOSE 24161/4686-0200-2")	1
18	MOOZZ		4X630	863-720000-24	...HOSE,NONMETALLIC,SUCTION,1-1/2 ID (MAKE FROM HOSE 24161/4686-0200-1-	1
19	PAOZZ	4730-01-481-3819	4X630	863-000454	...COUPLING HALF,QUICKCONNECT,DUST CAP,1-1/2	4
20	XDOHH		4X630	863-720080	...TROUGH,TANK OVERFLOW	1
21	XDOHH		4X630	863-720075	...TROUGH,MAIN OVERFLOW	1
22	PAOZZ	5305-00-269-3211	80205	MS90725-60	...SCREW,CAP,HEXAGON HEAD,3/8-16 UNC X 1 LG	2
23	PAOZZ	5310-00-637-9541	96906	MS35338-46	...WASHER,LOCK,SPLIT,3/8	4
24	PAOZZ	5310-01-280-5796	96906	MS27183-57	...WASHER,FLAT,3/8	26
25	PAOZZ	5340-00-786-0958	96195	P2039	...BRACKET,PIPE,2-1/8	4
26	PAOZZ	5340-00-786-0957	96195	P2037	...BRACKET,PIPE,1-7/8	3
27	AOOOO		4X630	863-720152	...TUBE ASSY,SUCT A	1
28	PAOZZ	4710-01-481-7602	4X630	863-720153	...TUBE ASSEMBLY,METAL,SUCTION A	1
29	AOOOO		4X630	863-720156	...TUBE ASSY,DISCH A	1

(1) ITEM NO.	(2) SMR CODE	(3) NSN	(4) CAGEC	(5) PART NUMBER	(6) DESCRIPTION AND USABLE ON CODE (UOC)	(7) QTY
GROUP 0103 PIPING INSTALLATION, WATER						
FIG. 21 PIPING INSTALL, WATER						
30	PAOZZ	4710-01-481-7553	4X630	863-720157	...TUBE ASSEMBLY,METAL,DISCHARGE A	1
31	AOOOO		4X630	863-720185	...PIPE ASSY,SUBCLROUTLET	1
32	PAOZZ	4730-01-230-6584	93061	125HBL-12-8	...ADAPTER,STRAIGHT,PIPE,3/4 BARB X 1/2 MNPT	4
33	PAOZZ	4730-01-506-4411	39428	4429K163	...ELBOW,PIPE,1/2 NPT	3
34	AOOOO		4X630	863-720180	...PIPE ASSY,SUBCLRINLET	1
35	PAOZZ	4730-01-395-0433	39428	4568K171	...NIPPLE,PIPE,1/2 NPT X CLOSE	1
36	PAOZZ	4730-01-191-9701	39428	5416K16	...CLAMP,HOSE,13/16 TO 1-3/4	8
37	MOOZZ		4X630	863-720000-52	...HOSE,NONMETALLIC,1 ID (MAKE FROM HOSE 39428/5285K63)	1
38	MOOZZ		4X630	863-720000-51	...HOSE,NONMETALLIC,3/4 ID (MAKE FROM HOSE 39428/5285K61)	1
39	PAOZZ	4730-01-118-8278	81646	62602	...CLAMP,HOSE,11/16 TO 1-1/4	6
40	PAOZZ	5975-01-481-4979	4X630	863-000525	...STRAP,TIEDOWN,ELECTRICAL,8 LG	23
41	XDOHH		4X630	863-720050	...SUPPORT WLDMT,MANIFOLD	2
42	PAOZZ	5305-01-325-8387	96906	MS90725-64	...SCREW,CAP,HEXAGON HEAD,3/8-16 UNC X 1-1/2 LG	11
43	XDOZZ		4X630	863-720020	...BRACKET,EDUCTOR	2
44	PAOZZ	5340-01-481-3344	4X630	863-000313	...CLAMP,LOOP,1-1/4	2
45	PAOZZ	4730-01-481-8065	4X630	863-000335	...ELBOW,PIPE,1-1/2 NPT	1
46	PAOZZ	4710-01-481-7646	4X630	863-720165	...TUBE ASSEMBLY,METAL,FV-109A TO STILL INLET	1
47	AOOOO		4X630	863-720120	...MANIFOLD ASSY,A(REFER TO FIGURE 23 FOR BREAKDOWN)	1
48	PAOZZ	5310-00-087-4652	96906	MS51922-17	...NUT,SELF-LOCKING,HEX HD,3/8-16 UNC	11
49	PAOZZ	4710-01-481-7555	4X630	863-720167	...TUBE ASSEMBLY,METAL,FV-108/FV- 109	2
50	MOOZZ		4X630	863-720000-24	...HOSE,NONMETALLIC,1-5/8 ID (MAKE FROM HOSE 39428/5285K68)	1
51	XDOHH		4X630	863-720070	...SUPPORT WLDMT,MANIFOLD PIPING	1
52	PAOZZ	5310-00-568-0326	96195	P1008	...NUT,PLAIN,RECTANGUL,W/SPRING, 3/8-16 UNC	2
53	PAOZZ	5340-00-786-0956	96195	P2035	...HANGER,PIPE,1-5/8	6
54	AOOOO		4X630	863-720121	...MANIFOLD ASSY,B(REFER TO FIGURE 24 FOR BREAKDOWN)	1
55	AOOOO		4X630	863-720169	...TUBE ASSY,STEAM OUTLET TO MANIFOLDS A AND B (REFER TO FIGURE 25 FOR BREAKDOWN)	1
56	MOOZZ		4X630	863-720000-44	...INSULATION SLEEVING,PIPE,1-1/2 ID (MAKE FROM PIPE INSULATION 39428/4529K	1
57	PAOZZ	4710-01-481-7630	4X630	863-720168	...TUBE ASSEMBLY,METAL,STILL CONDENSER STEAM OUTLET	1
58	XDOZZ		4X630	863-720030	...BRACKET,STEAM VLV	2

(1) ITEM NO.	(2) SMR CODE	(3) NSN	(4) CAGEC	(5) PART NUMBER	(6) DESCRIPTION AND USABLE ON CODE (UOC)	(7) QTY
<b>GROUP 0103 PIPING INSTALLATION, WATER</b>						
<b>FIG. 21 PIPING INSTALL, WATER</b>						
59	PAOZZ	5310-00-331-9466	96195	P1006-1420	...NUT,CHANNEL,1/4-20UNC	10
60	PAOZZ	5310-00-582-5677	96906	MS15795-810	...WASHER,FLAT,1/4	16
61	PAOZZ	5305-00-207-8253	96906	MS35307-308	...SCREW,CAP,HEXAGON HEAD,1/4-20 UNC X 1 IN LG	10
62	PAOZZ	5305-00-702-4523	96906	MS35307-306	...SCREW,CAP,HEXAGON HEAD,1/4-20 UNC X 3/4 LG	4
63	PAOZZ	5340-01-481-3342	4X630	863-000314	...CLAMP,LOOP,1-3/4	2
64	PAOZZ	5310-00-483-8792	80205	MS17829-4C	...NUT,SELF-LOCKING,HEX HD,1/4-20 UNC	4
65	PAOZZ	5305-00-059-3659	96906	MS51958-63	...SCREW,MACHINE,PAN HD,#10-32 UNF X 1/2 LG	12
66	PAOZZ	5310-00-543-5933	96906	MS35333-73	...WASHER,LOCK,INTERNAL TOOTH,#10	12
67	PAOZZ	5310-00-883-9384	96906	MS15795-842	...WASHER,FLAT,#10	12
68	XDOZZ		4X630	863-720060	...BRACKET,VLV SPRT	6

END OF FIGURE



REPAIR PARTS AND SPECIAL TOOL LIST (RPSTL)  
 LAUNDRY ADVANCED SYSTEM (LADS)  
 NSN: 3510-01-463-0114  
 PIPING INSTALLATION, WATER  
 REPAIR PARTS LIST

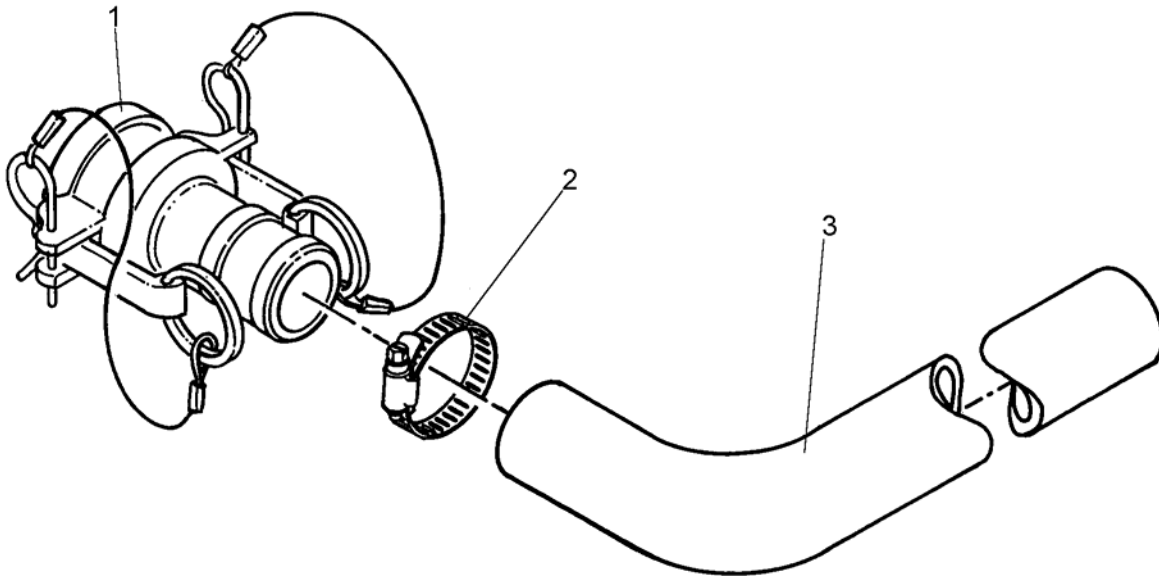


Figure 22. Hose Assembly, Drum Outlet, to FV107A and B

(1) ITEM NO.	(2) SMR CODE	(3) NSN	(4) CAGEC	(5) PART NUMBER	(6) DESCRIPTION AND USABLE ON CODE (UOC)	(7) QTY
<b>GROUP 0103 PIPING INSTALLATION, WATER</b>						
<b>FIG. 22 HOSE ASSEMBLY DRUM OUTLET, TO FV107A AND B</b>						
1	PAOZZ	4730-01-481-3813	4X630	863-000447	....COUPLING HALF,QUICKCONNECT,TYPE C,2,LOCKING	1
2	PAOZZ	4730-01-481-4278	4X630	863-000488	....CLAMP,HOSE,2-5/16 TO 3-1/4	1
3	MOOZZ		4X630	863-720100-2	....HOSE,NONMETALLIC,SUCTION,2 ID (MAKE FROM HOSE 24161/4686-0200- 2")	1

END OF FIGURE







REPAIR PARTS AND SPECIAL TOOL LIST (RPSTL)  
 LAUNDRY ADVANCED SYSTEM (LADS)  
 NSN: 3510-01-463-0114  
 PIPING INSTALLATION, WATER  
 REPAIR PARTS LIST

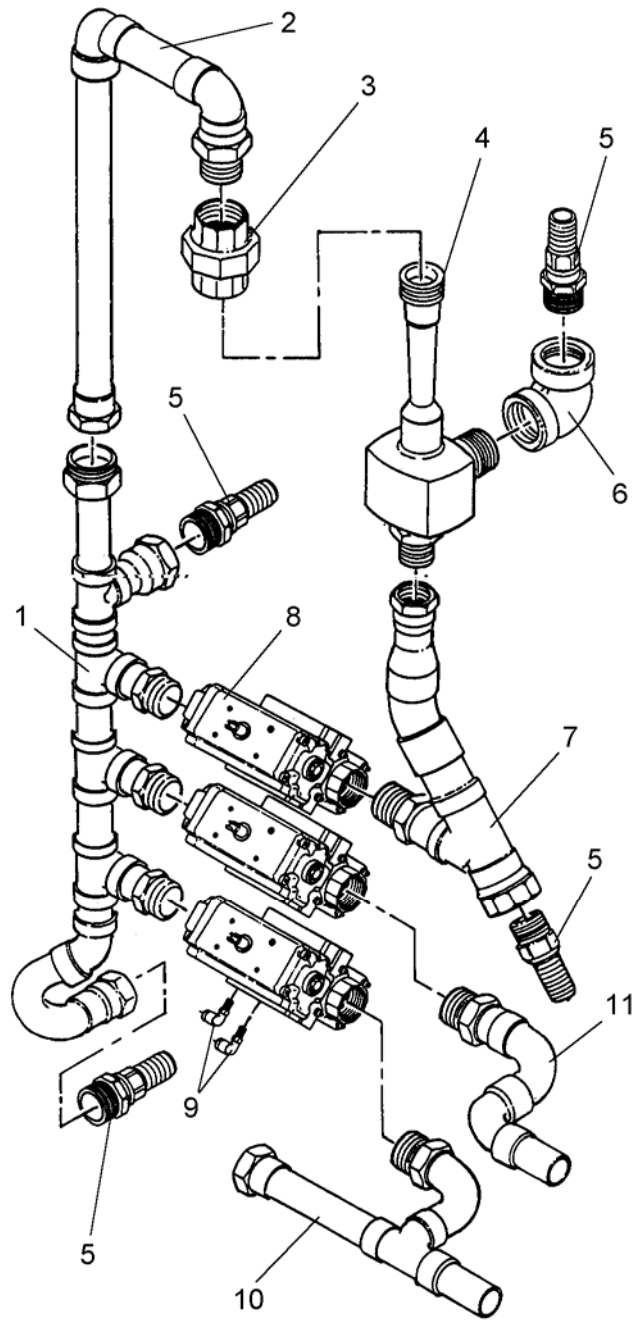


Figure 23. Manifold Assembly, A

(1) ITEM NO.	(2) SMR CODE	(3) NSN	(4) CAGEC	(5) PART NUMBER	(6) DESCRIPTION AND USABLE ON CODE (UOC)	(7) QTY
<b>GROUP 00103 PIPING INSTALLATION, WATER</b>						
<b>FIG. 23 MANIFOLD ASSEMBLY, A</b>						
1	PAOZZ	4710-01-481-4491	4X630	863-720158	....PIPE ASSEMBLY,METAL,WATER CIRCULATION	1
2	PAOZZ	4710-01-481-7824	4X630	863-720164	....TUBE ASSEMBLY,METAL,EDUCTOR OUTLET	1
3	PAOZZ	4730-01-481-4244	4X630	863-000339	....UNION,PIPE,1-1/2 NPT	1
4	PAOZZ	4320-00-618-9009	4X630	863-000231	....EDUCTOR	1
5	PAOZZ	4730-01-481-7929	4X630	863-000479	....NIPPLE,HOSE,1-1/2 ID BARB X 1-1/2 NPTM	4
6	PAOZZ	4730-01-481-8065	4X630	863-000335	....ELBOW,PIPE,1-1/2 NPT	1
7	PAOZZ	4710-01-481-4488	4X630	863-720159	....PIPE ASSEMBLY,METAL,WATER CIRCULATION	1
8	PAOOO	4820-01-481-7794	4X630	863-130900	....VALVE,BALL,W/ACTUATOR,1-1/2 IN (REFER TO FIGURE 19 FOR BREAKDOWN)	3
9	PAOZZ	4730-01-481-8012	4X630	863-000436	....ELBOW,SWIVEL FLANGE,1/8 NPT X 1/4 TUBE	6
10	PAOZZ	4710-01-481-7815	4X630	863-720161	....TUBE ASSEMBLY,METAL,WATER CIRCULATION	1
11	PAOZZ	4710-01-481-7641	4X630	863-720160	....TUBE ASSEMBLY,METAL,WATER CIRCULATION	1

END OF FIGURE





REPAIR PARTS AND SPECIAL TOOL LIST (RPSTL)  
 LAUNDRY ADVANCED SYSTEM (LADS)  
 NSN: 3510-01-463-0114  
 PIPING INSTALLATION, WATER  
 REPAIR PARTS LIST

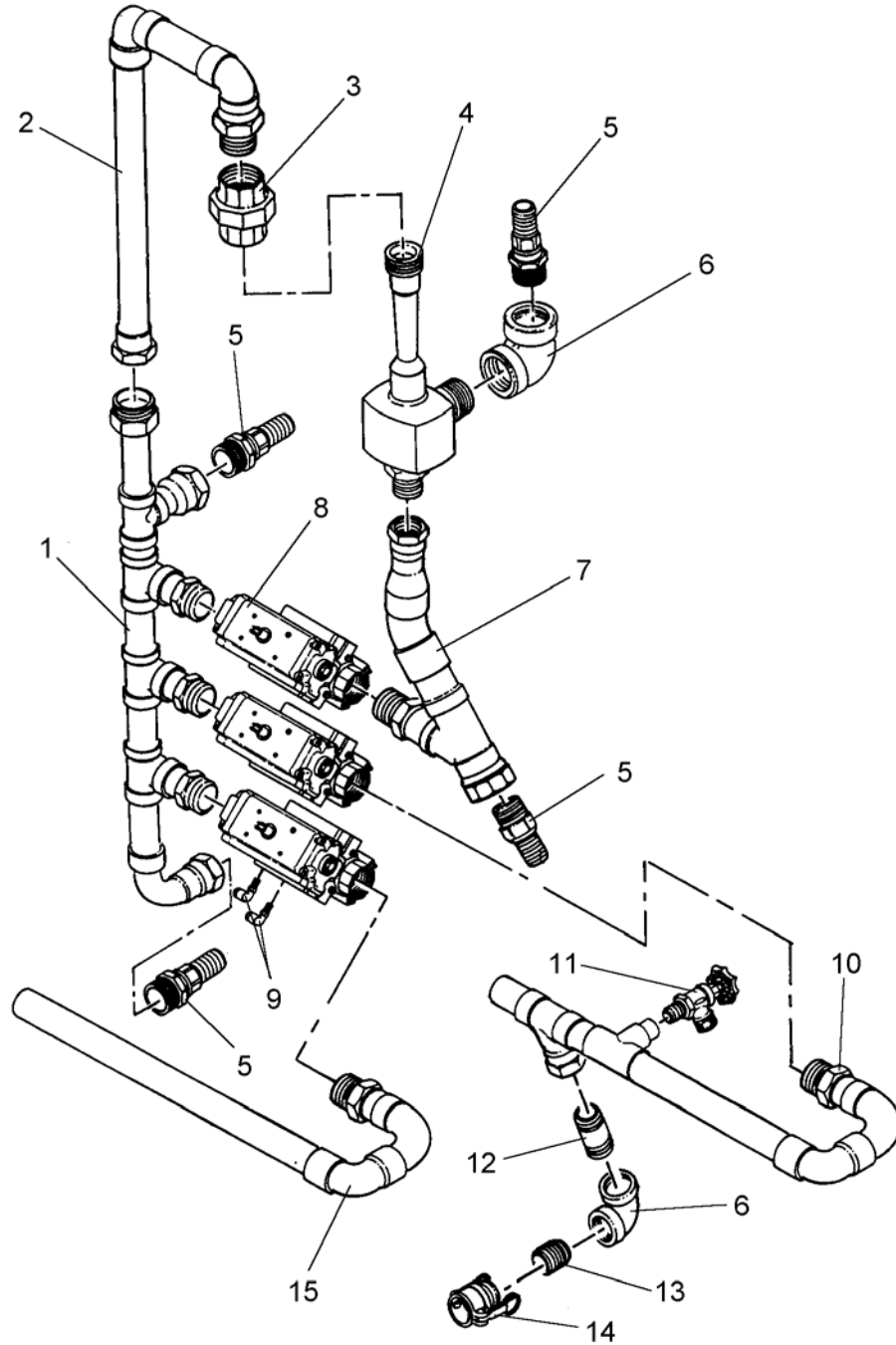


Figure 24. Manifold Assembly, B

(1) ITEM NO.	(2) SMR CODE	(3) NSN	(4) CAGEC	(5) PART NUMBER	(6) DESCRIPTION AND USABLE ON CODE (UOC)	(7) QTY
<b>GROUP 0103 PIPING INSTALLATION, WATER</b>						
<b>FIG. 24 MANIFOLD ASSEMBLY, B</b>						
1	PAOZZ	4710-01-481-7811	4X630	863-720163	....TUBE ASSEMBLY,METAL,WATER CIRCULATION	1
2	PAOZZ	4710-01-481-7824	4X630	863-720164	....TUBE ASSEMBLY,METAL,EDUCTOR OUTLET	1
3	PAOZZ	4730-01-481-4244	4X630	863-000339	....UNION,PIPE,1-1/2 NPT	1
4	PAOZZ	4320-00-618-9009	4X630	863-000231	....EDUCTOR	1
5	PAOZZ	4730-01-481-7929	4X630	863-000479	....NIPPLE,HOSE,1-1/2 ID BARB X 1-1/2 NPTM	4
6	PAOZZ	4730-01-481-8065	4X630	863-000335	....ELBOW,PIPE,1-1/2 NPT	2
7	PAOZZ	4710-01-481-4488	4X630	863-720159	....PIPE ASSEMBLY,METAL,WATER CIRCULATION	1
8	PAOOO	4820-01-481-7794	4X630	863-130900	....VALVE,BALL,W/ACTUATOR,1-1/2 IN (REFER TO FIGURE 19 FOR BREAKDOWN)	3
9	PAOZZ	4730-01-481-8012	4X630	863-000436	....ELBOW,SWIVEL FLANGE,1/8 NPT X 1/4 TUBE	6
10	PAOZZ	4710-01-506-5225	4X630	863-720166	....TUBE ASSEMBLY,METAL,FV108	1
11	PAOZZ	4820-01-481-4342	4X630	863-000409	....VALVE,SEATLESS,1/2 NPT	1
12	PAOZZ	4730-01-481-8063	4X630	863-000394	....NIPPLE,PIPE,1-1/2 NPT X 3 LG	1
13	PAOZZ	4730-01-506-4403	39428	4568K261	....NIPPLE,PIPE,1-1/2 NPT X CLOSE	1
14	PAOZZ	4730-01-506-4635	39428	52155K24	....COUPLING HALF,QUICKCONNECT,TYPE D,1-1/2	1
15	PAOZZ	4710-01-481-7644	4X630	863-720162	....TUBE ASSEMBLY,METAL,WATER CIRCULATION	2

END OF FIGURE







REPAIR PARTS AND SPECIAL TOOL LIST (RPSTL)  
 LAUNDRY ADVANCED SYSTEM (LADS)  
 NSN: 3510-01-463-0114  
 PIPING INSTALLATION, WATER  
 REPAIR PARTS LIST

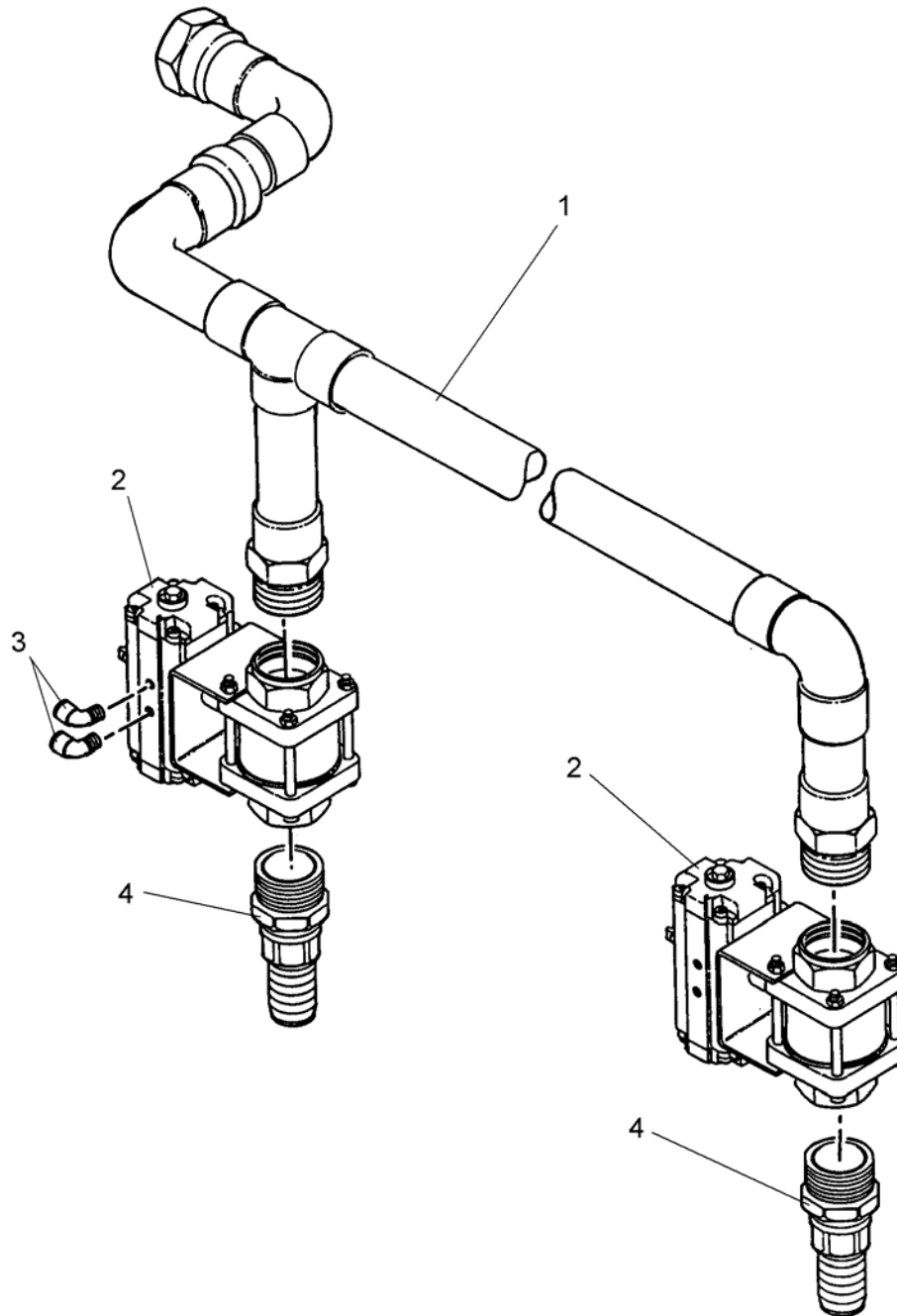


Figure 25. Tube Assembly, Steam Outlet to Manifolds A and B

(1) ITEM NO.	(2) SMR CODE	(3) NSN	(4) CAGEC	(5) PART NUMBER	(6) DESCRIPTION AND USABLE ON CODE (UOC)	(7) QTY
					GROUP 0103 PIPING INSTALLATION, WATER	
					FIG. 25 TUBE ASSEMBLY, STEAM OUTLET TO MANIFOLDS A AND B	
1	PAOZZ	4710-01-493-4626	4X630	863-720175	....TUBE ASSEMBLY,METAL,STEAM OUTLET TO MANIFOLDS A AND B	1
2	PAOOO	4820-01-481-7794	4X630	863-130900	....VALVE,BALL,W/ACTUATOR,1-1/2 IN (REFER TO FIGURE 19 FOR BREAKDOWN)	2
3	PAOZZ	4730-01-481-8012	4X630	863-000436	....ELBOW,SWIVEL FLANGE,1/8 NPT X 1/4 TUBE	4
4	PAOZZ	4730-01-481-7929	4X630	863-000479	....NIPPLE,HOSE,1-1/2 ID BARB X 1-1/2 NPTM	2
					END OF FIGURE	



REPAIR PARTS AND SPECIAL TOOL LIST (RPSTL)  
 LAUNDRY ADVANCED SYSTEM (LADS)  
 NSN: 3510-01-463-0114  
 PIPING INSTALLATION, WATER  
 REPAIR PARTS LIST

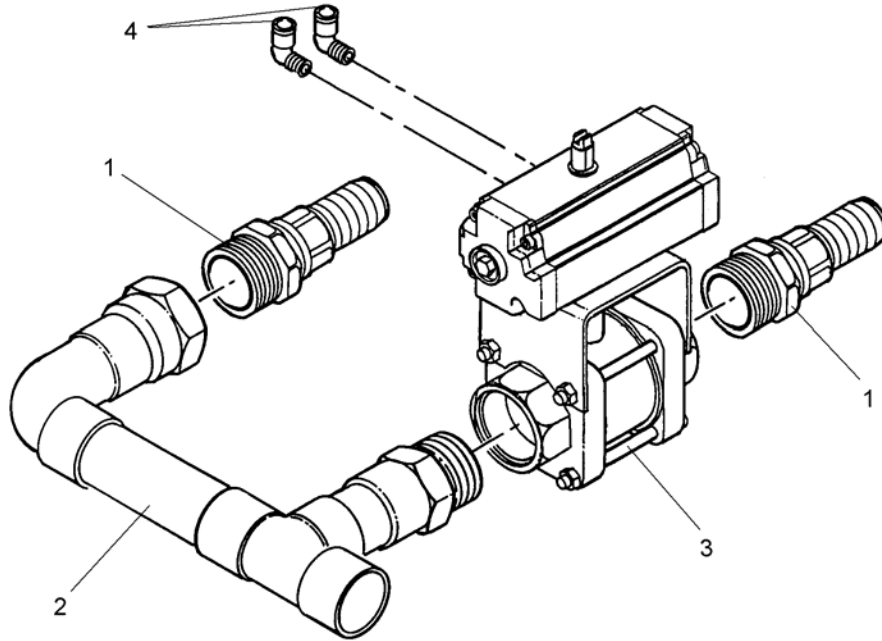


Figure 26. Tube Assembly, Pump A Inlet

(1) ITEM NO.	(2) SMR CODE	(3) NSN	(4) CAGEC	(5) PART NUMBER	(6) DESCRIPTION AND USABLE ON CODE (UOC)	(7) QTY
<b>GROUP 0103 PIPING INSTALLATION, WATER</b>						
<b>FIG. 26 TUBE ASSEMBLY, PUMP A INLET</b>						
1	PAOZZ	4730-01-481-3828	4X630	863-000480	....NIPPLE,HOSE,2 ID BARB X 2 NPTM	2
2	PAOZZ	4710-01-481-7808	4X630	863-720171	....TUBE ASSEMBLY,METAL,PUMP A INLET	1
3	PAOOO	4810-01-481-9610	4X630	863-130901	....BALL,VALVE,PORTED,W/ACTUATOR ,2 IN,(REFER TO FIGURE 27 FOR BREAKDOWN)	1
4	PAOZZ	4730-01-481-8012	4X630	863-000436	....ELBOW,SWIVEL FLANGE,1/8 NPT X 1/4 TUBE	2
END OF FIGURE						





REPAIR PARTS AND SPECIAL TOOL LIST (RPSTL)  
 LAUNDRY ADVANCED SYSTEM (LADS)  
 NSN: 3510-01-463-0114  
 PIPING INSTALLATION, WATER  
 REPAIR PARTS LIST

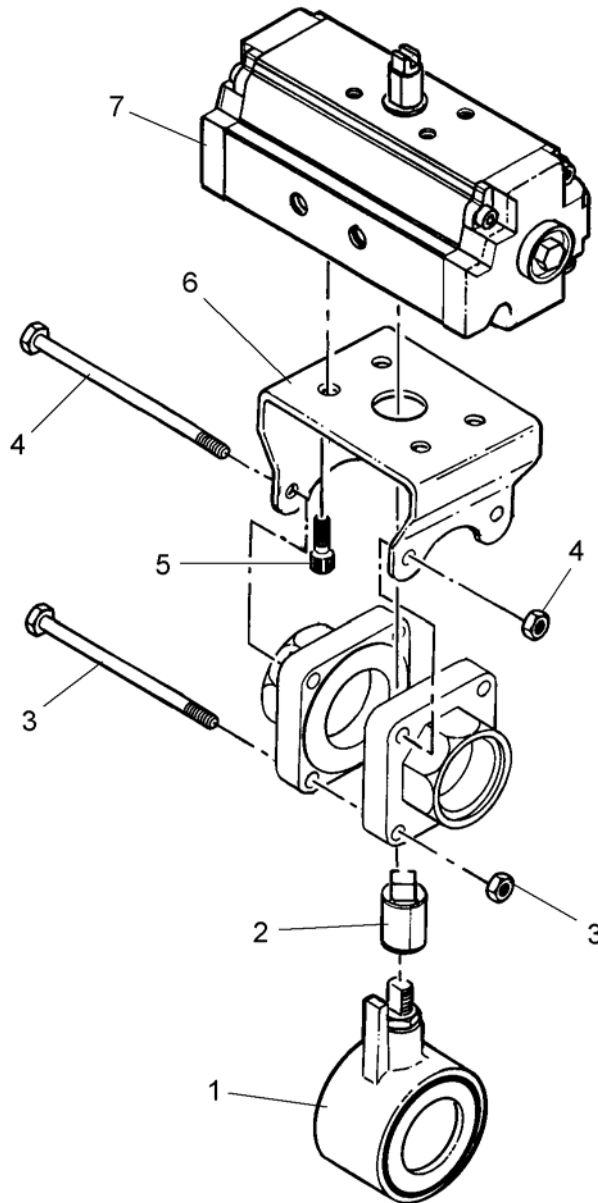


Figure 27. Valve, Ball, W/Actuator, 2 Inch



(1) ITEM NO.	(2) SMR CODE	(3) NSN	(4) CAGEC	(5) PART NUMBER	(6) DESCRIPTION AND USABLE ON CODE (UOC)	(7) QTY
<b>GROUP 0103 PIPING INSTALLATION, WATER</b>						
<b>FIG. 27 VALVE, BALL, W/ACTUATOR, 2 INCH</b>						
1	PAOZZ	4810-01-506-4679	4X630	863-000235	....VALVE,BALL,CENTER SECTION,2 INCH	1
2	PAOZZ	4820-01-506-5868	4X630	863-000239	.....COUPLING,ACTUATOR-H	1
3	PAOZZ	5306-01-506-4450	4X630	863-000242	.....BOLT,MACHINE,LOWER,W/NUT	2
4	PAOZZ	5306-01-506-4441	4X630	863-000241	.....BOLT,MACHINE,UPPER,W/NUT	2
5	PAOZZ	5306-01-506-2737	4X630	863-000227	.....BOLT,MACHINE,ACTUATOR MOUNTING	4
6	PAOZZ	5340-01-506-4455	4X630	863-000238	.....BRACKET,MOUNTING,ACTUATOR	1
7	PAOZZ	3040-01-506-5548	4X630	863-000209	.....ACTUATOR,MECHANICAL,,BALL VALVE	1
END OF FIGURE						



REPAIR PARTS AND SPECIAL TOOL LIST (RPSTL)  
 LAUNDRY ADVANCED SYSTEM (LADS)  
 NSN: 3510-01-463-0114  
 PIPING INSTALLATION, WATER  
 REPAIR PARTS LIST

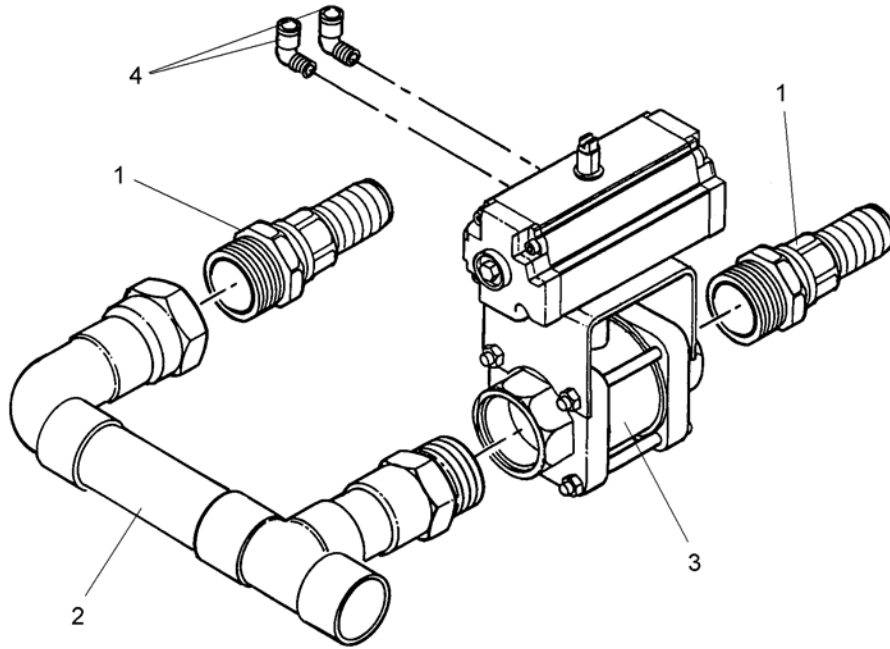


Figure 28. Tube Assembly, Pump B Inlet

(1) ITEM NO.	(2) SMR CODE	(3) NSN	(4) CAGEC	(5) PART NUMBER	(6) DESCRIPTION AND USABLE ON CODE (UOC)	(7) QTY
GROUP 00103 PIPING INSTALLATION, WATER						
FIG. 28 TUBE ASSEMBLY, PUMP B INLET						
1	PAOZZ	4730-01-481-3828	4X630	863-000480	....NIPPLE,HOSE,2 ID BARB X 2 NPTM	2
2	PAOZZ	4710-01-481-7803	4X630	863-720173	....TUBE ASSEMBLY,METAL,PUMP B INLET	1
3	PAOOO	4820-01-481-9610	4X630	863-130901	....BALL,VALVE,PORTED,W/ACTUATOR ,2 IN,(REFER TO FIGURE 27 FOR BREAKDOWN)	1
4	PAOZZ	4730-01-481-8012	4X630	863-000436	....ELBOW,SWIVEL FLANGE,1/8 NPT X 1/4 TUBE	2
END OF FIGURE						





REPAIR PARTS AND SPECIAL TOOL LIST (RPSTL)  
 LAUNDRY ADVANCED SYSTEM (LADS)  
 NSN: 3510-01-463-0114  
 PIPING INSTALLATION, WATER  
 REPAIR PARTS LIST

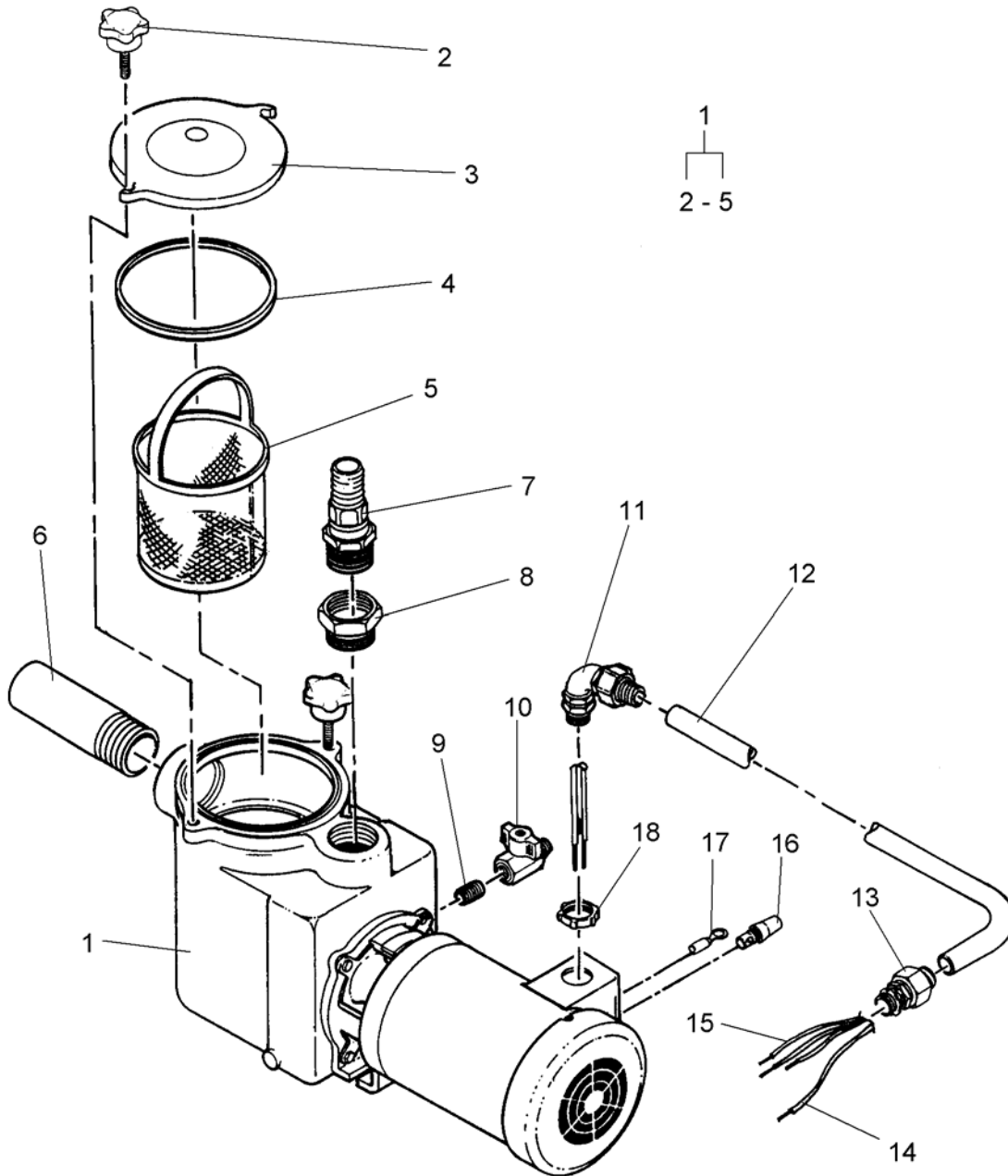


Figure 29. Pump Assembly, Water A

(1) ITEM NO.	(2) SMR CODE	(3) NSN	(4) CAGEC	(5) PART NUMBER	(6) DESCRIPTION AND USABLE ON CODE (UOC)	(7) QTY
					GROUP 0103 PIPING INSTALLATION, WATER	
					FIG. 29 PUMP ASSEMBLY, WATER A	
1	PAOLL	4320-01-481-8125	4X630	863-710210	...PUMP,CENTRIFUGAL	1
2	PAOZZ	5355-01-506-3409	4X630	863-710202	...KNOB	2
3	PAOZZ	5340-01-481-2223	4X630	863-710211	...COVER,ACCESS,PUMP STRAINER	1
4	PAOZZ	5330-01-493-4411	4X630	863-130990	...GASKET,PUMP COVER	1
5	PAOZZ	4730-01-481-5182	4X630	863-130991	...STRAINER ELEMENT,SE	1
6	PAOZZ	4730-01-481-3874	4X630	863-710220	...NIPPLE,PIPE,PUMP INLET	1
7	PAOZZ	4730-01-481-7929	4X630	863-000479	...NIPPLE,HOSE,1-1/2 ID BARB X 1-1/2 NPTM	1
8	PAOZZ	4730-01-481-4996	4X630	863-000355	...BUSHING,PIPE,2 NPT X 1-1/2 NPT	1
9	PAOZZ	4730-00-222-1837	39428	4568K131	...NIPPLE,PIPE,1/4 NPT X CLOSE	1
10	PAOZZ	4820-01-481-5414	4X630	863-000414	...VALVE,BALL,1/4 NPT	1
11	PAOZZ	5975-00-578-3643	03743	ST-9050	...BOX CONNECTOR,ELECTCONNECTOR,90 DEG,LIQUID-TIGHT,1/2	1
12	MOOZZ		4X630	863-710200-8	...CONDUIT,METAL,FLEXIBLE,LIQUID- TIGHT,1/2 (MAKE FROM CONDUIT 09641/LTCEF05	1
13	PAOZZ	5975-00-578-3666	03743	ST-50	...BOX CONNECTOR,ELECTRICAL,LIQUID- TIGHT,1/2	1
14	MOOZZ		4X630	863-710200-14	...WIRE,ELECTRICAL,12 AWG,GRN,THHN (MAKE FROM WIRE 013J0/THHN12GRN)	1
15	MOOZZ		4X630	863-710200-13	...WIRE,ELECTRICAL,12 AWG,BLK,THHN (MAKE FROM WIRE 013J0/THHN12BLK)	1
16	PAOZZ	5940-00-961-0479	30119	30-222	...SPLICE,CONDUCTOR	3
17	PAOZZ	5940-00-143-4775	00779	35108	...TERMINAL,LUG,CRIMP,RING,YELLO W,#8	1
18	PAOZZ	4730-01-481-5398	4X630	863-000642	...LOCKNUT,TUBE FITTING,CONDUIT,SEALING,1/2	1

END OF FIGURE







REPAIR PARTS AND SPECIAL TOOL LIST (RPSTL)  
 LAUNDRY ADVANCED SYSTEM (LADS)  
 NSN: 3510-01-463-0114  
 PIPING INSTALLATION, WATER  
 REPAIR PARTS LIST

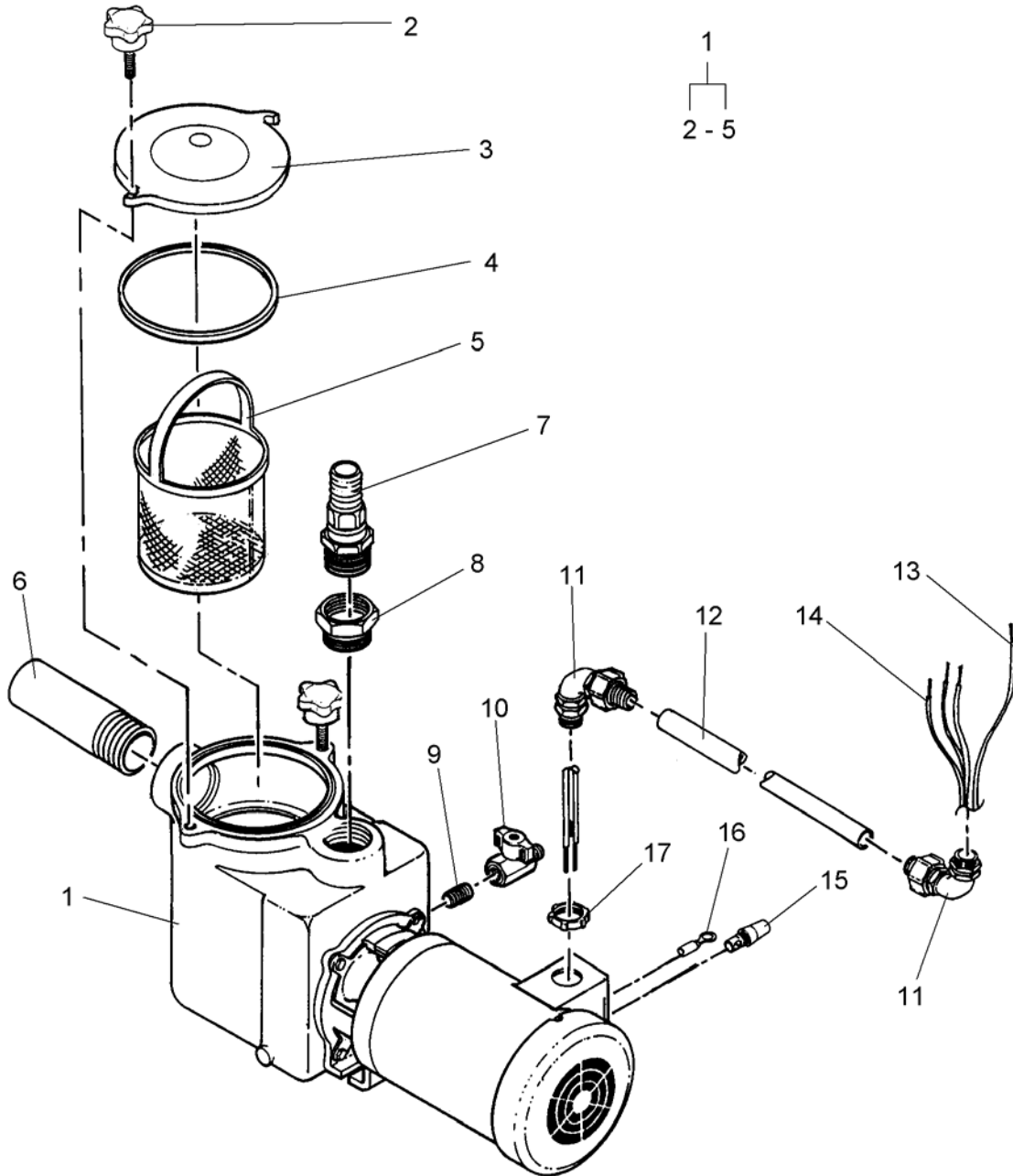


Figure 30. Pump Assembly, Water B

(1) ITEM NO.	(2) SMR CODE	(3) NSN	(4) CAGEC	(5) PART NUMBER	(6) DESCRIPTION AND USABLE ON CODE (UOC)	(7) QTY
<b>GROUP 0103 PIPING INSTALLATION, WATER</b>						
<b>FIG. 30 PUMP ASSEMBLY, WATER B</b>						
1	PAOLL	4320-01-481-8125	4X630	863-710210	...PUMP,CENTRIFUGAL	1
2	PAOZZ	5355-01-506-3409	4X630	863-710202	....KNOB	2
3	PAOZZ	5340-01-481-2223	4X630	863-710211	....COVER,ACCESS,PUMP STRAINER	1
4	PAOZZ	5330-01-493-4411	4X630	863-130990	....GASKET,PUMP COVER	1
5	PAOZZ	4730-01-481-5182	4X630	863-130991	....STRAINER ELEMENT,SE	1
6	PAOZZ	4730-01-481-3874	4X630	863-710220	...NIPPLE,PIPE,PUMP INLET	1
7	PAOZZ	4730-01-481-7929	4X630	863-000479	...NIPPLE,HOSE,1-1/2 ID BARB X 1-1/2 NPTM	1
8	PAOZZ	4730-01-481-4996	4X630	863-000355	...BUSHING,PIPE,2 NPT X 1-1/2 NPT	1
9	PAOZZ	4730-00-222-1837	39428	4568K131	...NIPPLE,PIPE,1/4 NPT X CLOSE	1
10	PAOZZ	4820-01-481-5414	4X630	863-000414	...VALVE,BALL,1/4 NPT	1
11	PAOZZ	5975-00-578-3643	03743	ST-9050	...BOX CONNECTOR,ELECTCONNECTOR,90 DEG,LIQUID-TIGHT,1/2	2
12	MOOZZ		4X630	863-710210-8	...CONDUIT,METAL,FLEXIBLE,LIQUID- TIGHT,1/2 (MAKE FROM CONDUIT 09641/LTCEF05	1
13	MOOZZ		4X630	863-710210-14	...WIRE,ELECTRICAL,12 AWG,GRN,THHN (MAKE FROM WIRE 013J0/THHN12GRN)	1
14	MOOZZ		4X630	863-710210-13	...WIRE,ELECTRICAL,12 AWG,BLK,THHN (MAKE FROM WIRE 013J0/THHN12BLK)	1
15	PAOZZ	5940-00-961-0479	30119	30-222	...SPLICE,CONDUCTOR	3
16	PAOZZ	5940-00-143-4775	00779	35108	...TERMINAL,LUG,CRIMP,RING,YELLO W,#8	1
17	PAOZZ	4730-01-481-5398	4X630	863-000642	...LOCKNUT,TUBE FITTING,CONDUIT,SEALING,1/2	1
END OF FIGURE						



**REPAIR PARTS AND SPECIAL TOOL LIST (RPSTL)**  
**LAUNDRY ADVANCED SYSTEM (LADS)**  
 (NSN: 3510-01-463-0114)  
**LADS W/GFE**  
**REPAIR PARTS LIST**

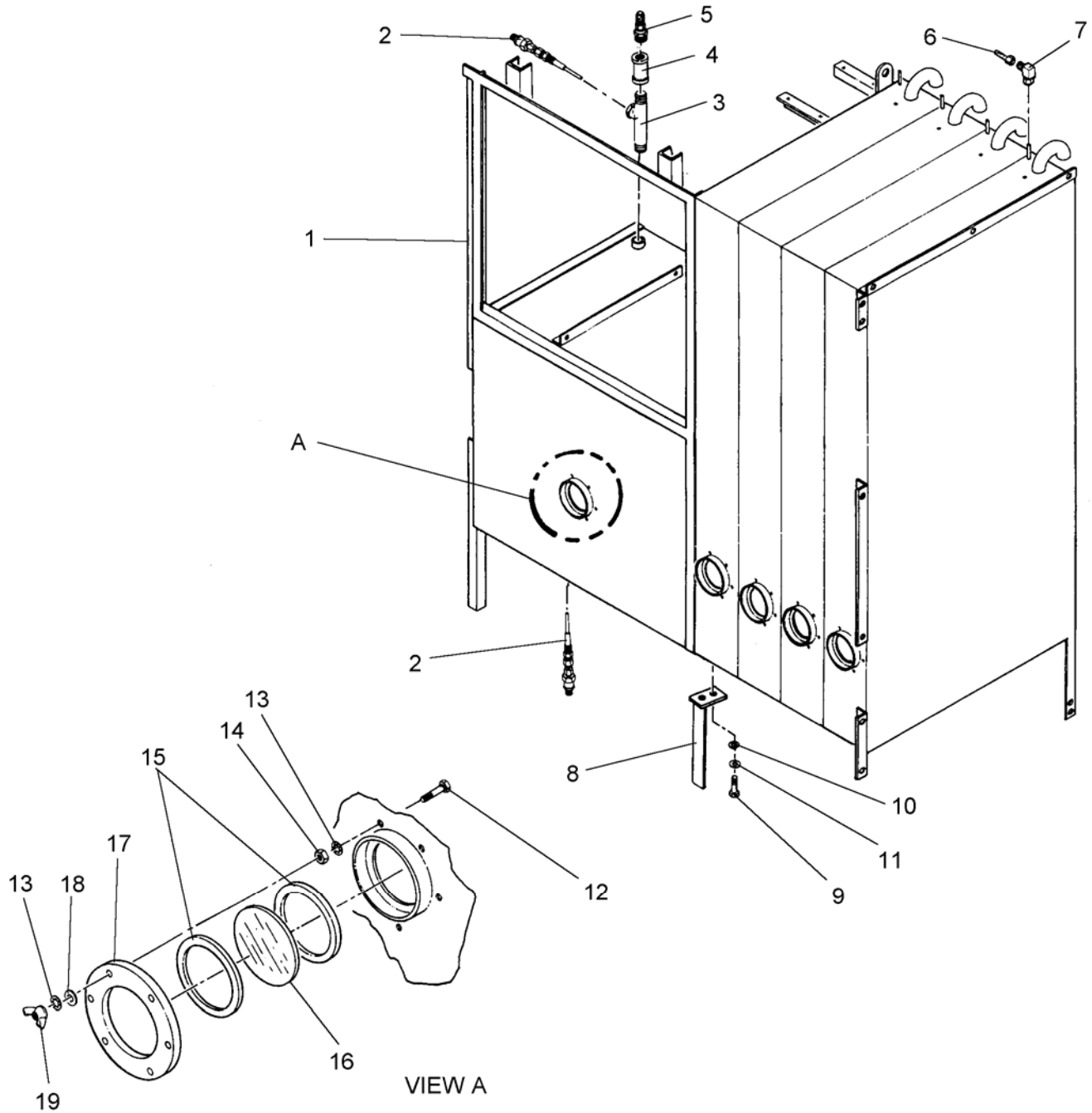


Figure 31. Tank Assembly (Sheet 1 of 2)

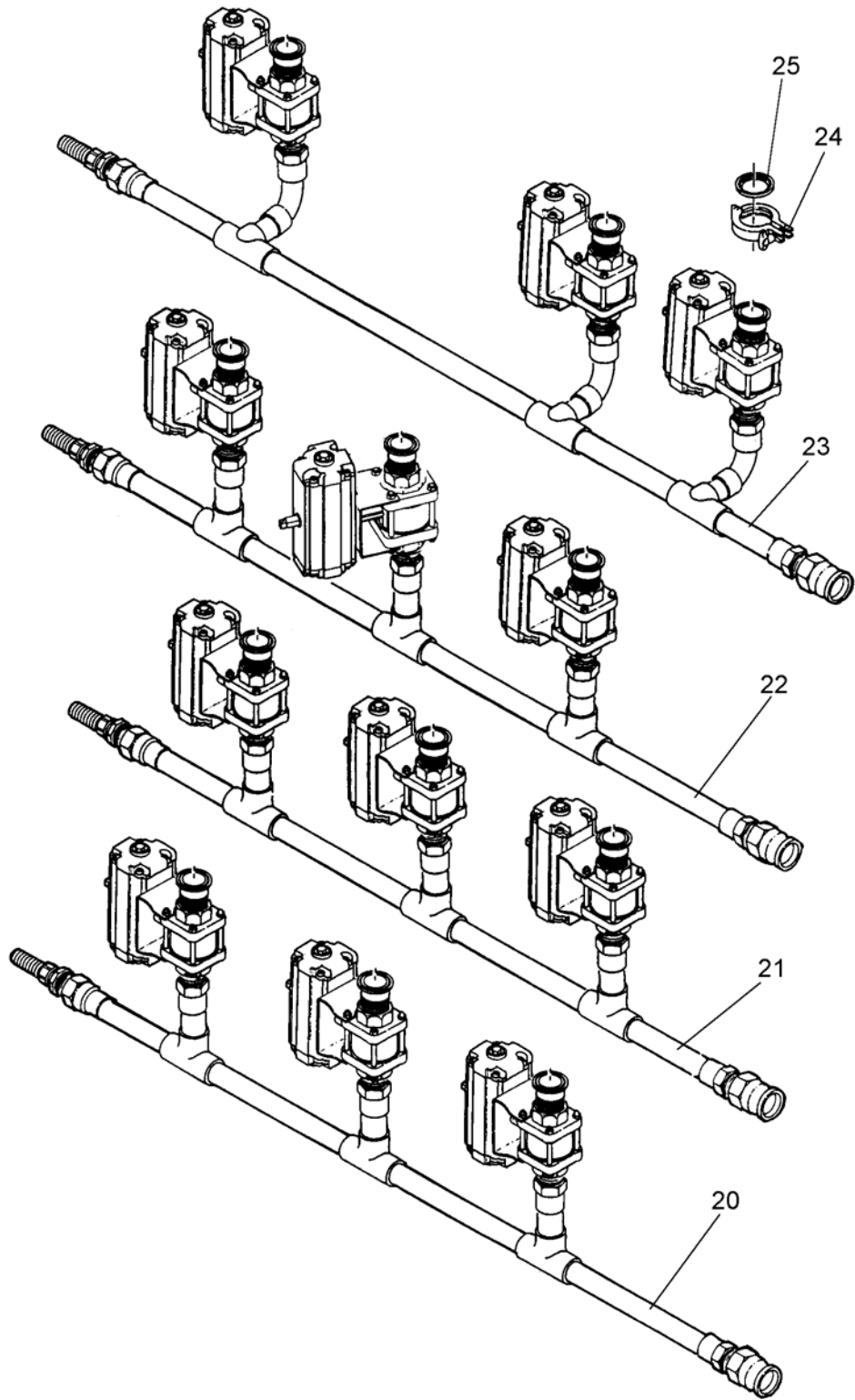


Figure 31. Tank Assembly (Sheet 2 of 2)

(1) ITEM NO.	(2) SMR CODE	(3) NSN	(4) CAGEC	(5) PART NUMBER	(6) DESCRIPTION AND USABLE ON CODE (UOC)	(7) QTY
<b>GROUP 0104 TANK ASSEMBLY</b>						
<b>FIGURE 31. TANK ASSEMBLY</b>						
1	XBHHH		4X630	863-130-01-0	.TANK WELDMENT	1
2	PAOZZ	6685-01-481-4945	06CR3	DC31934-1	.SENSOR, AMBIENT TEMP SENSOR ASSEMBLY, TEMPERATURE, 1" LG	2
3	PAOZZ	4730-01-481-3859	4X630	863-130100	.NIPPLE, PIPE	1
4	PAOZZ		39428	4429K115	.COUPLING, PIPE, 1 NPT	1
5	PAOZZ	4730-01-345-8904	93061	125HBL-16-16	.ADAPTER, STRAIGHT, PIPE, 1 BARB X 1 MNPT	1
6	PAOZZ	4730-01-481-3638	39428	5346K81	.COUPLING, HOSE, 1/8 BARB X 1/8 MNPT	5
7	PAOZZ	4730-00-287-1766	93061	169C-4-2	.ELBOW, PIPE TO TUBE, COMPRESSION, 1/8 NPT X 1/4 TUBE	5
8	XBHZZ		4X630	863-130040	.SUPPORT, TANK SUPPORT, TANK	1
9	PAOZZ	5305-00-021-3806	96906	MS35307-413	.SCREW, CAP, HEXAGON HEAD, 1/2-13 UNC X 1-1/2 LG	2
10	PAOZZ	5310-00-656-0114	96906	MS15795-819	.WASHER, FLAT, 1/2	2
11	PAOZZ	5310-00-933-8778	96906	MS35338-143	.WASHER, LOCK, SPLIT, 1/2	2
12	PAOZZ	5305-01-481-1832	39428	92205A544	.SCREW, EXTERNALLY RESCREW, SEALING, CAP, HEX HD, 1/4-20 UNC X 1- 1/4 LG	30
13	PAOZZ	5310-00-543-2740	96906	MS35333-74	.WASHER, LOCK, INTERNAL TOOTH, 1/4	60
14	PAOZZ	5310-00-903-5966	96906	MS51971-1	.NUT, PLAIN, HEXAGON HEAD, 1/4-20 UNC	30
15	PAOZZ	5330-01-481-1830	4X630	863-130030	.GASKET, SIGHT GLASS	10
16	PAOZZ	5330-01-481-3222	0P980	10T250-4-1/2	.GASKET SIGHT GLASS, 4-1/2 OD X 1/4 THK	5
17	XBOZZ		4X630	863-130020	.RING, SIGHT GLASS	5
18	PAOZZ	5310-00-550-5054	96906	MS15795-809	.WASHER, FLAT, 1/4	30
20	AOOHH		4X630	863-130090	.TUBE ASSY, DISCH B (REFER TO FIGURE 35 FOR BREAKDOWN)	1
21	AOOHH		4X630	863-130080	.TUBE ASSY, DISCH A (REFER TO FIGURE 34 FOR BREAKDOWN)	1
22	AOOHH		4X630	863-130070	.TUBE ASSY, SUCT B (REFER TO FIGURE 33 FOR BREAKDOWN)	1
23	PAOZZ	5330-01-481-1833	0G8N1	C40MPF-SFY-2	.GASKET AND PREFORMEGASKET, SANITARY, 2", TYPE 2	12
24	AOOHH		4X630	863-130060	.TUBE ASSY, SUCT A (REFER TO FIGURE 32 FOR BREAKDOWN)	1
25	PAOZZ		0LU89	13MHHS-2-S	.CLAMP, 2", SANITARY	12
END OF FIGURE						







---

REPAIR PARTS AND SPECIAL TOOL LIST (RPSTL)  
LAUNDRY ADVANCED SYSTEM (LADS)  
(NSN: 3510-01-463-0114)  
LADS W/GFE  
REPAIR PARTS LIST

---

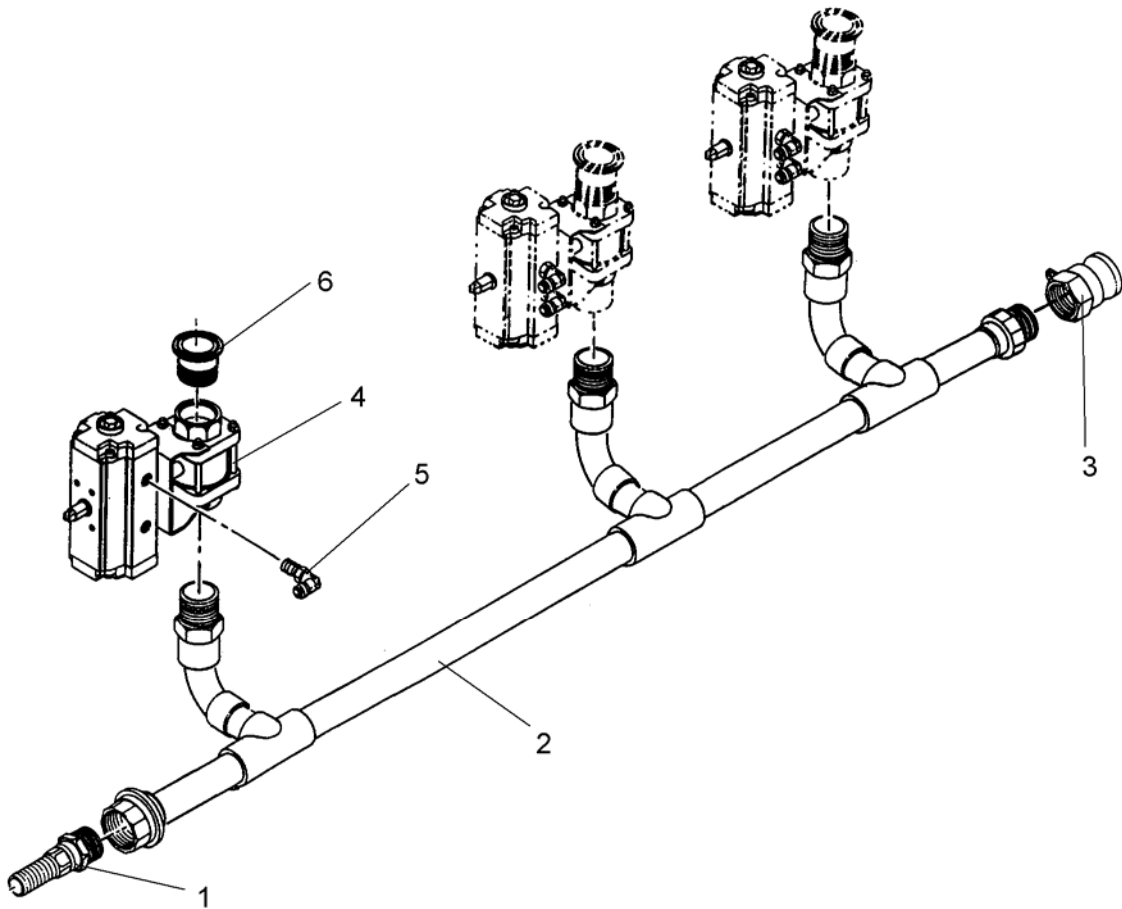


Figure 32. Tube Assembly, Suction A

(1) ITEM NO.	(2) SMR CODE	(3) NSN	(4) CAGEC	(5) PART NUMBER	(6) DESCRIPTION AND USABLE ON CODE (UOC)	(7) QTY
<b>GROUP 0104 TANK ASSEMBLY</b>						
<b>FIGURE 32. TUBE ASSEMBLY, SUCTION A</b>						
1	PAOZZ	4730-01-481-3828	39428	5363K16	..NIPPLE, HOSE, 2 ID BARB X 2 NPTM	1
2	XB0HH	4710-01-481-7579	4X630	863-130061	..TUBE ASSEMBLY SET, MTUBE ASSEMBLY, SUCTION A	1
3	PAOZZ	4730-01-481-3713	39428	52155K54	..COUPLING HALF, QUICKCONNECT, TYPE A, 1-1/2	1
4	PAOOO	4820-01-481-7794	8T690	4666FTTS-1- 1/2"	..VALVE, BALL, W/ACTUATOR, 1-1/2 INCH (REFER TO FIGURE 19 FOR BREAKDOWN)	3
5	PAOZZ	4730-01-481-8012	39428	51495K214	..ELBOW, SWIVEL FLANGE, 1/8 NPT X 1/4 TUBE	6
6	PAOZZ	4730-01-481-3650	4X630	863-130050	..ADAPTER, STRAIGHT, TUBE TO VALVE	3
END OF FIGURE						





---

REPAIR PARTS AND SPECIAL TOOL LIST (RPSTL)  
LAUNDRY ADVANCED SYSTEM (LADS)  
(NSN: 3510-01-463-0114)  
LADS W/GFE  
REPAIR PARTS LIST

---

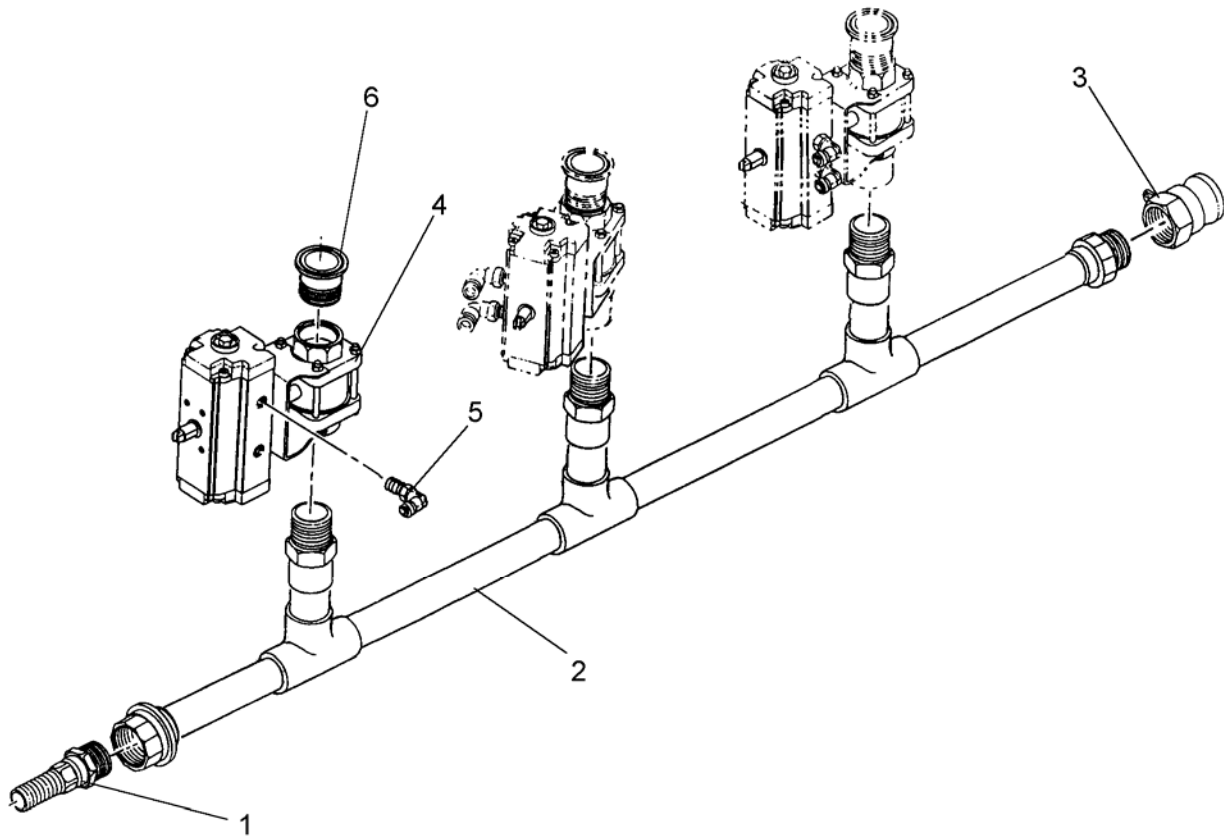


Figure 33. Tube Assembly, Suction B

(1) ITEM NO.	(2) SMR CODE	(3) NSN	(4) CAGEC	(5) PART NUMBER	(6) DESCRIPTION AND USABLE ON CODE (UOC)	(7) QTY
<b>GROUP 0104 TANK ASSEMBLY</b>						
<b>FIGURE 33. TUBE ASSEMBLY, SUCTION B</b>						
1	PAOZZ	4730-01-481-3828	39428	5363K16	..NIPPLE, HOSE, 2 ID BARB X 2 NPTM	1
2	XBOHH	4710-01-481-7583	4X630	863-130071	..TUBE ASSEMBLY SET, MTUBE ASSEMBLY, SUCTION B	1
3	PAOZZ	4730-01-481-3713	39428	52155K54	..COUPLING HALF, QUICKCONNECT, TYPE A, 1-1/2	1
4	PAOOO	4820-01-481-7794	8T690	4666FTTS-1-1/2"	..VALVE, BALL, W/ACTUATOR, 1-1/2 INCH (REFER TO FIGURE 19 FOR BREAKDOWN)	3
5	PAOZZ	4730-01-481-8012	39428	51495K214	..ELBOW, SWIVEL FLANGE, 1/8 NPT X 1/4 TUBE	6
6	PAOZZ	4730-01-481-3650	4X630	863-130050	..ADAPTER, STRAIGHT, TUBE TO VALVE	3

END OF FIGURE







---

REPAIR PARTS AND SPECIAL TOOL LIST (RPSTL)  
LAUNDRY ADVANCED SYSTEM (LADS)  
(NSN: 3510-01-463-0114)  
LADS W/GFE  
REPAIR PARTS LIST

---

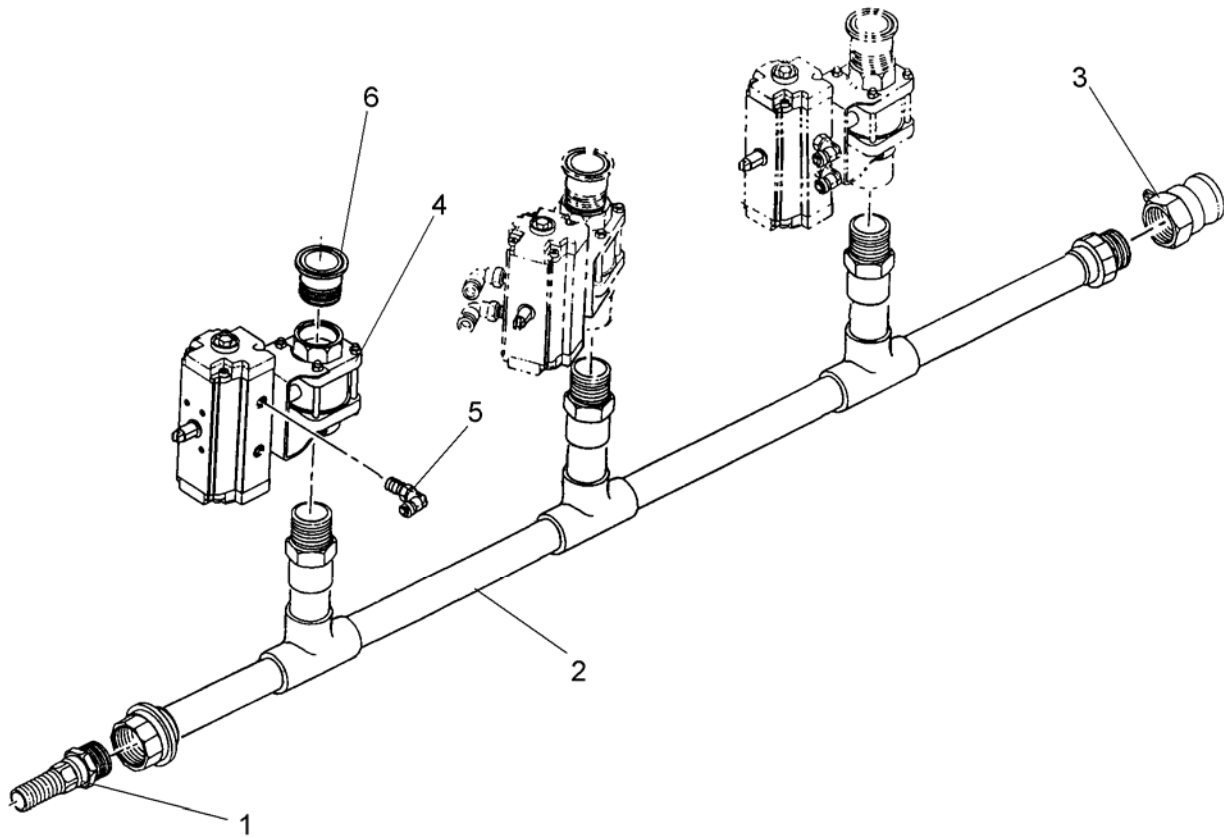


Figure 34. Tube Assembly, Discharge A

(1) ITEM NO.	(2) SMR CODE	(3) NSN	(4) CAGEC	(5) PART NUMBER	(6) DESCRIPTION AND USABLE ON CODE (UOC)	(7) QTY
<b>GROUP 0104 TANK ASSEMBLY</b>						
<b>FIGURE 34. TUBE ASSEMBLY, DISCHARGE A</b>						
1	PAOZZ	4730-01-481-7929	39428	5363K15	..NIPPLE, HOSE, 1-1/2 ID BARB X 1-1/2 NPTM	1
2	XBOHH	4710-01-481-7588	4X630	863-130081	..TUBE ASSEMBLY SET, MTUBE ASSEMBLY, DISCHARGE A	1
3	PAOZZ	4730-01-481-3713	39428	52155K54	..COUPLING HALF, QUICKCONNECT, TYPE A, 1-1/2	1
4	PAOOO	4820-01-481-7794	8T690	4666FTTS-1-1/2"	..VALVE, BALL, W/ACTUATOR, 1-1/2 INCH (REFER TO FIGURE 19 FOR BREAKDOWN)	3
5	PAOZZ	4730-01-481-8012	39428	51495K214	..ELBOW, SWIVEL FLANGE, 1/8 NPT X 1/4 TUBE	6
6	PAOZZ	4730-01-481-3650	4X630	863-130050	..ADAPTER, STRAIGHT, TUBE TO VALVE	3
END OF FIGURE						





---

REPAIR PARTS AND SPECIAL TOOL LIST (RPSTL)  
LAUNDRY ADVANCED SYSTEM (LADS)  
(NSN: 3510-01-463-0114)  
LADS W/GFE  
REPAIR PARTS LIST

---

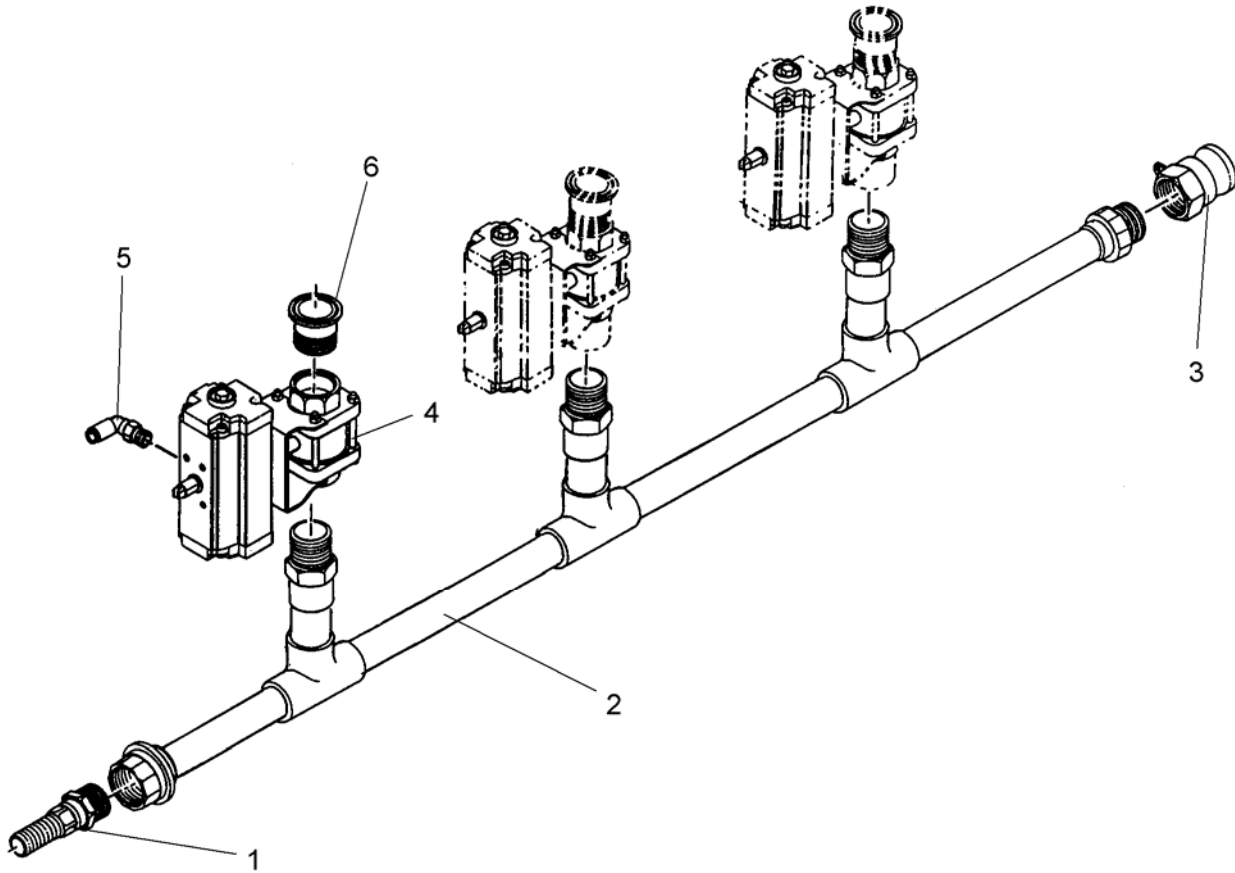


Figure 35. Tube Assembly, Discharge B

(1) ITEM NO.	(2) SMR CODE	(3) NSN	(4) CAGEC	(5) PART NUMBER	(6) DESCRIPTION AND USABLE ON CODE (UOC)	(7) QTY
<b>GROUP 0104 TANK ASSEMBLY</b>						
<b>FIGURE 35. TUBE ASSEMBLY, DISCHARGE B</b>						
1	PAOZZ	4730-01-481-7929	39428	5363K15	..NIPPLE, HOSE, 1-1/2 ID BARB X 1-1/2 NPTM	1
2	XBOHH	4710-01-481-7585	4X630	863-130091	..TUBE ASSEMBLY SET, MTUBE ASSEMBLY, DISCHARGE B	1
3	PAOZZ	4730-01-481-3713	39428	52155K54	..COUPLING HALF, QUICKCONNECT, TYPE A, 1-1/2	1
4	PAOOO	4820-01-481-7794	8T690	4666FTTS-1-1/2"	..VALVE, BALL, W/ACTUATOR, 1-1/2 INCH (REFER TO FIGURE 19 FOR BREAKDOWN)	3
5	PAOZZ	4730-01-481-8012	39428	51495K214	..ELBOW, SWIVEL FLANGE, 1/8 NPT X 1/4 TUBE	6
6	PAOZZ	4730-01-481-3650	4X630	863-130050	..ADAPTER, STRAIGHT, TUBE TO VALVE	3

END OF FIGURE





REPAIR PARTS AND SPECIAL TOOL LIST (RPSTL)  
 LAUNDRY ADVANCED SYSTEM (LADS)  
 NSN: 3510-01-463-0114  
 STILL ASSEMBLY  
 REPAIR PARTS LIST

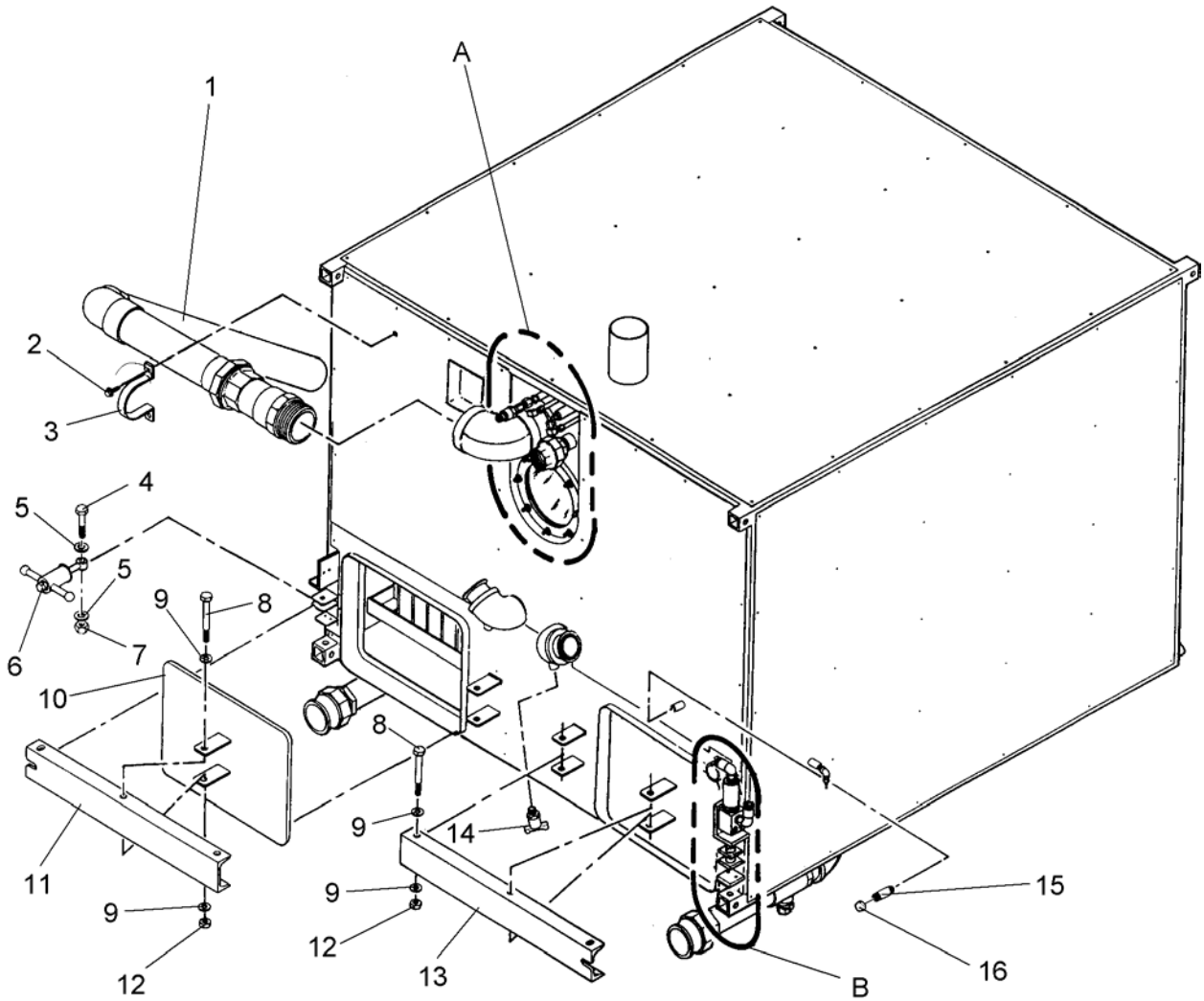


Figure 36. Still Assembly (Sheet 1 of 4)

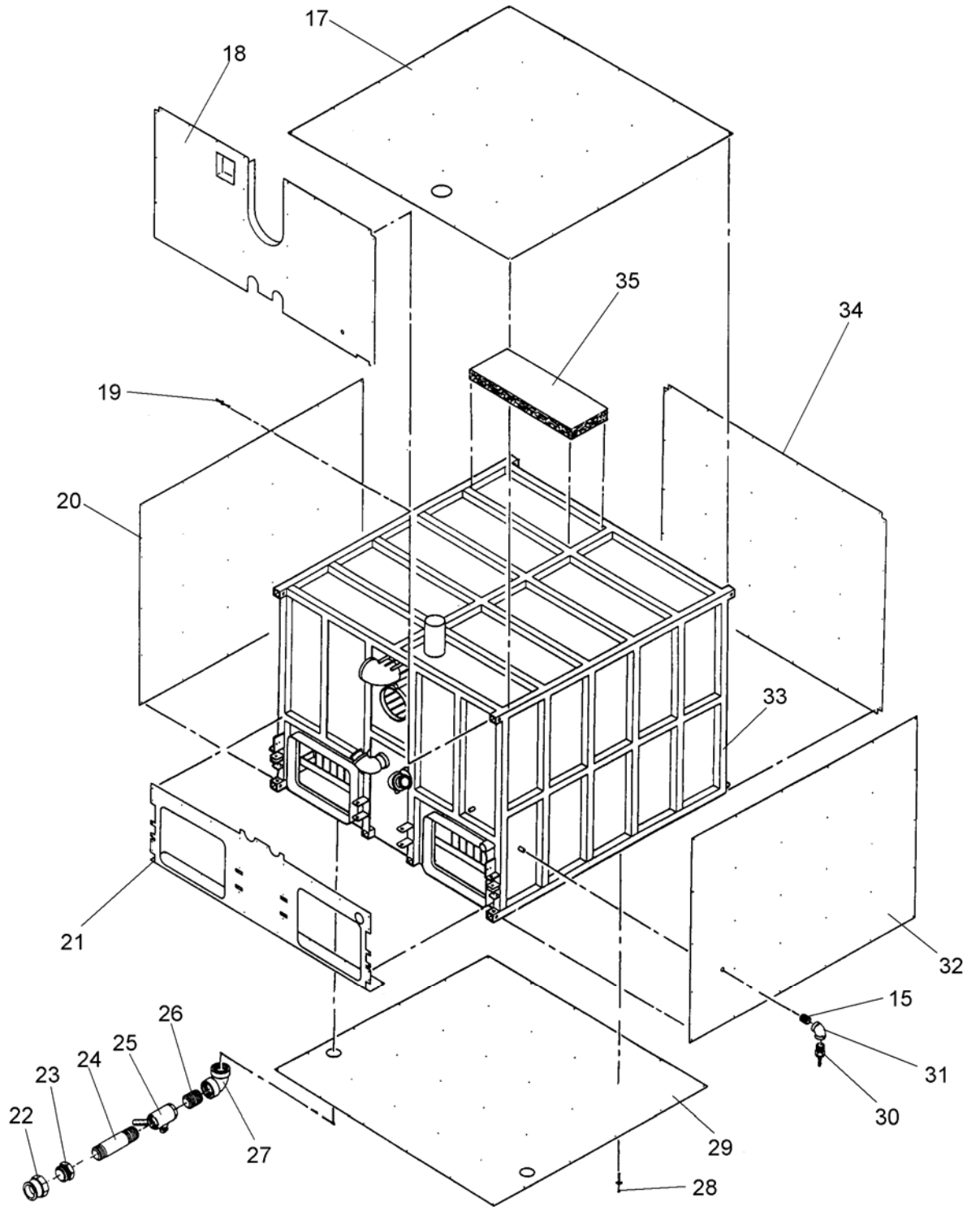


Figure 36. Still Assembly (Sheet 2 of 4)

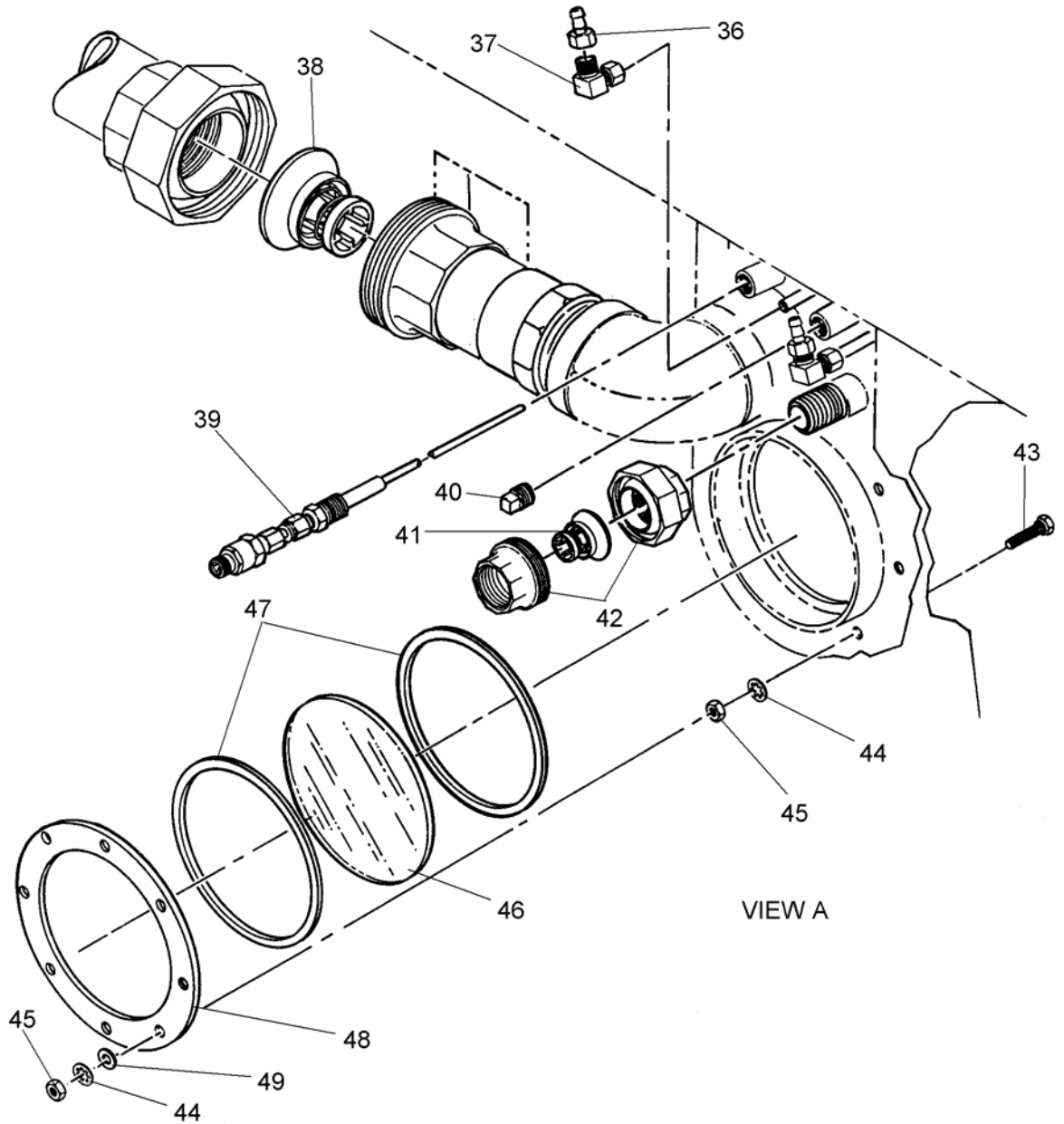


Figure 36. Still Assembly (Sheet 3 of 4)

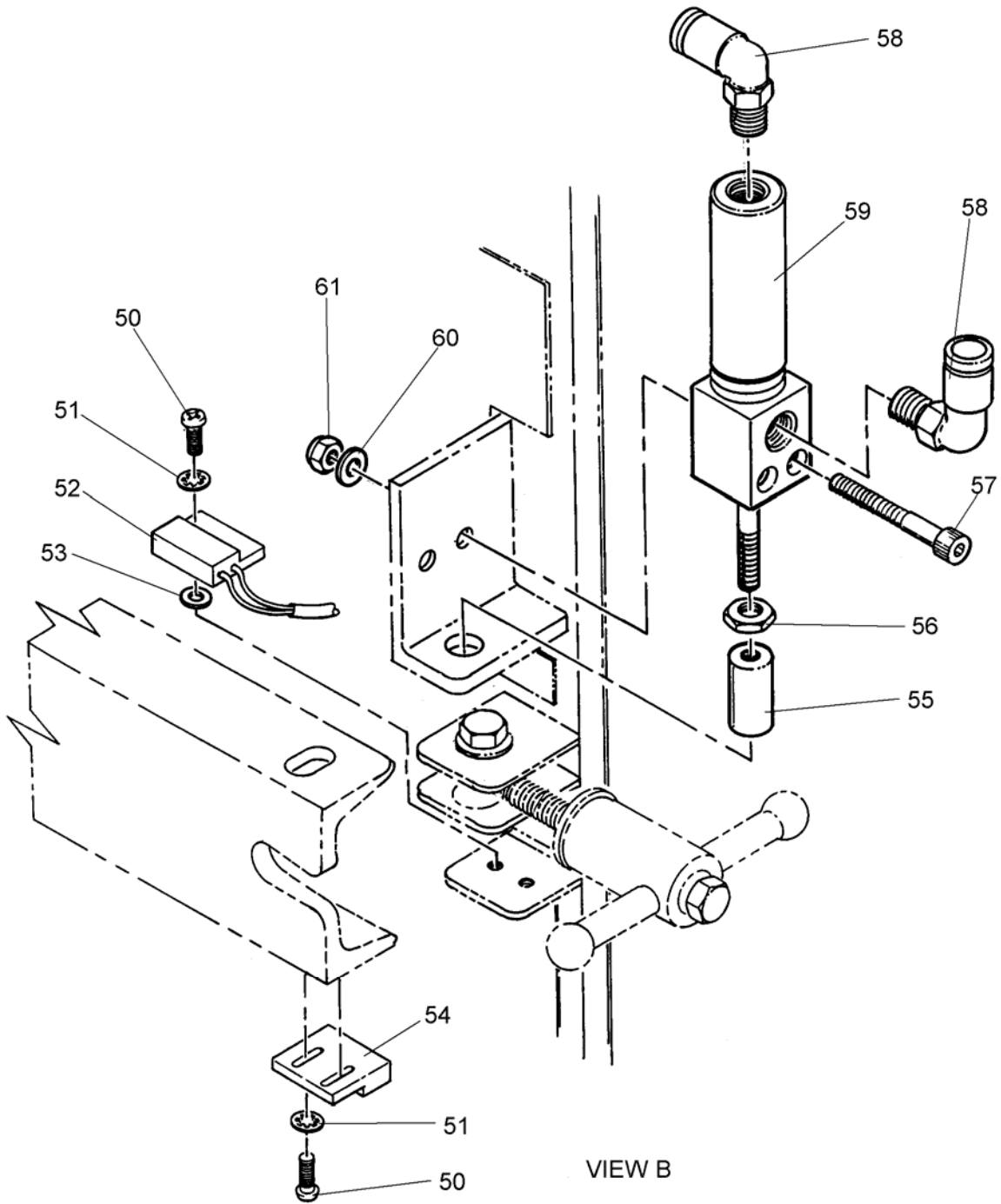


Figure 36. Still Assembly (Sheet 4 of 4)

(1) ITEM NO.	(2) SMR CODE	(3) NSN	(4) CAGEC	(5) PART NUMBER	(6) DESCRIPTION AND USABLE ON CODE (UOC)	(7) QTY
<b>GROUP 0105 STILL ASSEMBLY</b>						
<b>FIG.36 STILL ASSEMBLY</b>						
1	XDOHH		4X630	863-210130	...TUBE ASSY,RELIEFVALVE,STILL	1
2	PAOZZ	5305-01-481-3197	4X630	863-000519	...SCREW,SELF-DRILLING,#10,W/SEALING WASHER	2
3	XDOZZ		4X630	863-210160	...BRACKET,RELIEF VL	1
4	PAOZZ	5305-00-847-1159	96906	MS35307- 365	...SCREW,CAP,HEXAGON HEAD,3/8-16 UNC X 1-3/4 LG	2
5	PAOZZ	5310-00-773-7618	96906	MS15795- 814	...WASHER,FLAT,5/16	4
6	PAOZZ	5355-01-481-1844	4X630	863-210090	...KNOBASSEMBLY,CLAMPING	2
7	PAOZZ	5310-00-483-8790	96906	MS17829-6C	...NUT,SELF-LOCKING,HEX HD,3/8-16 UNC	2
8	PAOZZ	5305-00-042-6883	96906	MS35307- 425	...SCREW,CAP,HEXAGON HEAD,1/2-13 UNC X 4-1/2 LG	4
9	PAOZZ	5310-00-767-9425	96906	MS15795- 818	...WASHER,FLAT,1/2	8
10	AOOHH		4X630	863-210030	...DOOR ASSY,STILL(REFER TO FIGURE 37 FOR BREAKDOWN)	2
11	XDOZZ		4X630	863-210040	...ARM,LEFT DOOR	1
12	PAOZZ	5310-00-595-7421	96906	MS17829-8C	...NUT,SELF-LOCKING,HEX HD,1/2-13 UNC	4
13	XDOZZ		4X630	863-210041	...ARM,RIGHT DOOR	1
14	PAOZZ	4820-01-481-4288	4X630	863-000416	...COCK,POPPET DRAIN,1/4 NPT	2
15	PAOZZ	4730-00-196-1972	93061	215PNL-4-20	...NIPPLE,PIPE,1/4NPT X 2 LG	2
16	PAOZZ	4730-01-506-5073	39428	4429K171	...CAP,PIPE,1/4 NPT	1
17	XDHZZ		4X630	863-210060	...SKIN,TOP	1
18	XDHZZ		4X630	863-210063	...SKIN,FRONT,TOP	1
19	PAOZZ	5320-01-476-0343	39428	97525A425	...RIVET,BLIND,DOME HD,1/8 DIA X 1/4 GRIP	172
20	XDHZZ		4X630	863-210062	...SKIN,LEFT	1
21	XDHZZ		4X630	863-210065	...SKIN,FRONT,BOTTOMOUNTING PLATE,PUMP	1
22	PAOZZ	4730-01-481-3715	4X630	863-000451	...COUPLING HALF,QUICKCONNECT,TYPE A,2-1/2	2
23	PAOZZ	4730-01-481-4947	4X630	863-000356	...BUSHING,PIPE,2-1/2 NPT X 2 NPT	2
24	PAOZZ	4730-01-481-3938	39428	4568K292	...NIPPLE,PIPE,2 NPT X 8 LG	2
25	PAOZZ	4820-01-481-9159	4X630	863-210120	...BALL,VALVE,PORTEDVALVE (MODIFIED)	2
26	PAOZZ	4730-01-481-4245	4X630	863-000396	...NIPPLE,PIPE,2 NPT X CLOSE	2
27	PAOZZ	4730-01-481-3833	39428	4429K168	...ELBOW,PIPE,2 NPT	2
28	PAOZZ	5320-01-481-1849	4X630	863-000619	...RIVET,BLIND, CTSK HD,1/8 DIA X 1/4 GRIP	43
29	XDHZZ		4X630	863-210061	...SKIN,BOTTOM	1
30	PAOZZ	4730-01-231-9692	39428	5346K14	...ADAPTER,STRAIGHT,PIPE,1/4 BARB X 1/4 MNPT	1
31	PAOZZ	4730-01-481-3846	4X630	863-000333	...ELBOW,PIPE,1/4 NPT	1
32	XDOZZ		4X630	863-210066	...SKIN,RIGHT	1
33	XDHLL		4X630	863-210010	...STILL WELDMENT	1
34	XDHZZ		4X630	863-210064	...SKIN,BACK	1

(1) ITEM NO.	(2) SMR CODE	(3) NSN	(4) CAGEC	(5) PART NUMBER	(6) DESCRIPTION AND USABLE ON CODE (UOC)	(7) QTY
<b>GROUP 0105 STILL ASSEMBLY</b>						
<b>FIG.36 STILL ASSEMBLY</b>						
35	MHHZZ		4X630	863-210000-14	...INSULATION BLANKET,1-1/2 THK,MINERAL WOOL (MAKE FROM INSULATION 39428/935	1
36	PAOZZ	4730-01-481-3638	4X630	863-000477	...COUPLING,HOSE,1/8 BARB X 1/8 MNPT	2
37	PAOZZ	4730-00-287-1766	93061	169C-4-2	...ELBOW,PIPE TO TUBE,COMPRESSION,1/8 NPT X 1/4 TUBE	2
38	PAOZZ	4820-01-481-4287	4X630	863-210904	...VALVE,CHECK,STILL RELIEF	1
39	PAOZZ	6685-01-506-7129	4X630	863-510925	...RESISTOR,THERMAL,TEMPERATURE SENSING,10 IN LG	1
40	PAOZZ	4730-01-481-8164	4X630	863-000374	...PLUG,PIPE,SQUARE HEAD,1/4 NPT	1
41	PAOZZ	4820-01-481-4279	4X630	863-210903	...VALVE,CHECK,STILL VACUUM BREAKER	1
42	PAOZZ	4730-01-481-4242	4X630	863-000338	...UNION,PIPE,1 NPT	1
43	PAOZZ	5305-01-481-1832	4X630	863-000585	...SCREW,CAP,HEXAGON HEAD,SEALING,1/4-20 UNC X 1-1/4 LG	8
44	PAOZZ	5310-00-543-2740	96906	MS35333-74	...WASHER,LOCK,INTERNAL TOOTH,1/4	16
45	PAOZZ	5310-00-903-5966	96906	MS51971-1	...NUT,PLAIN,HEXAGONHEAD,1/4-20 UNC	16
46	PAOZZ	9340-01-481-1848	4X630	863-000246	...WINDOW,OBSERVATION,SIGHT GLASS,6-1/2 OD X 1/4 THK	1
47	PAOZZ	5330-01-481-1736	4X630	863-210080	...GASKET,SIGHT GLASS	2
48	XDOZZ		4X630	863-210050	...RING,SIGHT GLASS	1
49	PAOZZ	5310-00-550-5054	96906	MS15795-809	...WASHER,FLAT,1/4	8
50	PAOZZ	5305-00-054-5649	96906	MS51957-15	...SCREW,MACHINE,PAN HD,#4-40 UNC X 3/8 LG	8
51	PAOZZ	5310-00-550-3715	96906	MS35333-70	...WASHER,LOCK,INTERNAL TOOTH,#4	8
52	PAOZZ	5930-01-481-7429	4X630	863-110340	...SWITCH,PROXIMITY,DOOR POSITION	2
53	PAOZZ	5310-00-722-5998	96906	MS15795-805	...WASHER,FLAT,#6	4
54	PAOZZ	5999-01-052-3527	4X630	863-000497	...MAGNET,PERMANENT	2
55	PAOZZ	5315-01-481-1836	4X630	863-210100	...PIN,LOCK,STILL DOOR	2
56	PAOZZ	5310-01-481-1976	39428	91847A429	...NUT,PLAIN,HEXAGONHEAD,JAM,1/4-28 UNF	2
57	PAOZZ	5305-00-958-6517	96906	MS16996-12	...SCREW,CAP,SOCKET HEAD,#10-32 UNF X 1-1/2 LG	4
58	PAOZZ	4730-01-481-8012	4X630	863-000436	...ELBOW,SWIVEL FLANGE,1/8 NPT X 1/4 TUBE	4
59	PAOZZ	3040-01-482-0456	4X630	863-210901	...CYLINDER,AIR	2
60	PAOZZ	5310-00-619-1148	96906	MS15795-808	...WASHER,FLAT,#10	4
61	PAOZZ	5310-00-208-9255	96906	MS21044-C3	...NUT,SLFLKG,#10-32UNF	4

END OF FIGURE



REPAIR PARTS AND SPECIAL TOOL LIST (RPSTL)  
LAUNDRY ADVANCED SYSTEM (LADS)  
NSN: 3510-01-463-0114  
STILL ASSEMBLY  
REPAIR PARTS LIST

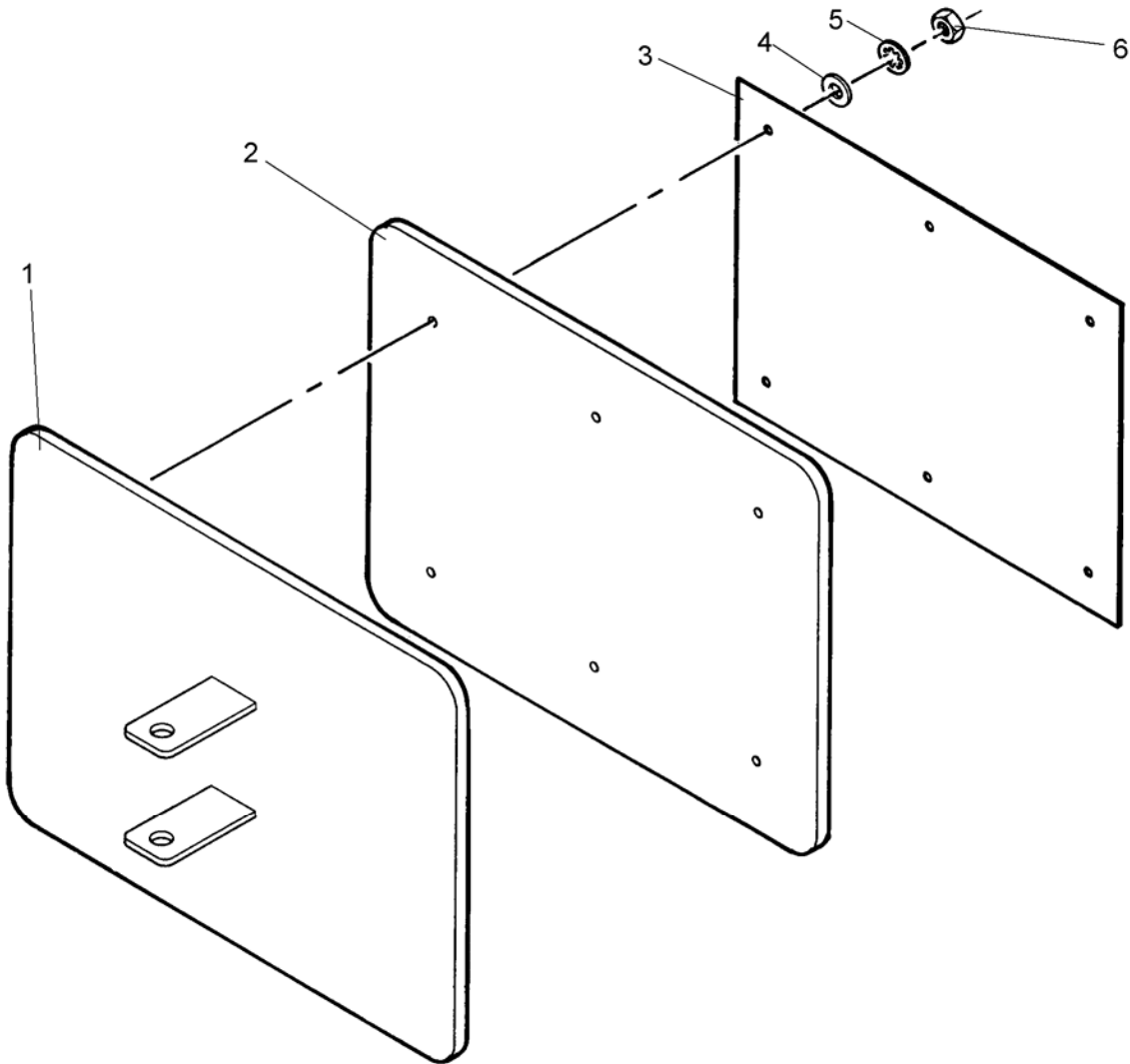


Figure 37. Door Assembly, Still



(1) ITEM NO.	(2) SMR CODE	(3) NSN	(4) CAGEC	(5) PART NUMBER	(6) DESCRIPTION AND USABLE ON CODE (UOC)	(7) QTY
<b>GROUP 0105 STILL ASSEMBLY</b>						
<b>FIG. 37 DOOR ASSEMBLY, STILL</b>						
1	XD0HH		4X630	863-210031	....DOOR WELDMENT	2
2	PAOZZ	5330-01-481-1846	4X630	863-210111	....GASKET,STILL DOOR	2
3	PAOOZ	5340-01-481-1845	4X630	863-210110	....PLATE,RETAINING,SEAL,STILL DOOR GASKET	2
4	PAOZZ	5310-00-582-5677	96906	MS15795-810	....WASHER,FLAT,1/4	12
5	PAOZZ	5310-00-543-2740	96906	MS35333-74	....WASHER,LOCK,INTERNAL TOOTH,1/4	12
6	PAOZZ	5310-00-903-5966	96906	MS51971-1	....NUT,PLAIN,HEXAGONHEAD,1/4-20 UNC	12

END OF FIGURE





REPAIR PARTS AND SPECIAL TOOL LIST (RPSTL)  
 LAUNDRY ADVANCED SYSTEM (LADS)  
 NSN: 3510-01-463-0114  
 STILL CONDENSER ASSEMBLY  
 REPAIR PARTS LIST

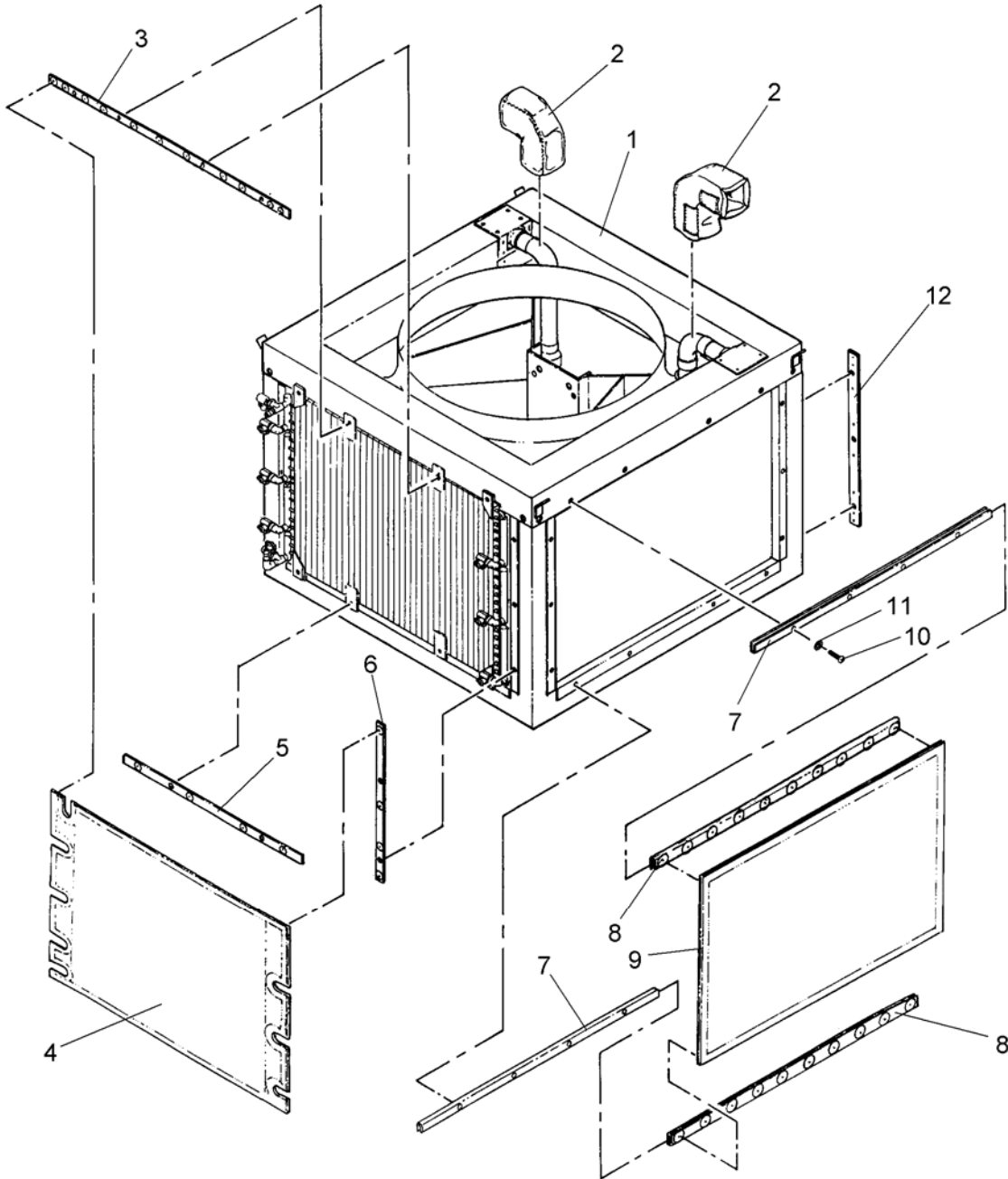


Figure 38. Still Condenser Assembly (Sheet 1 of 3)

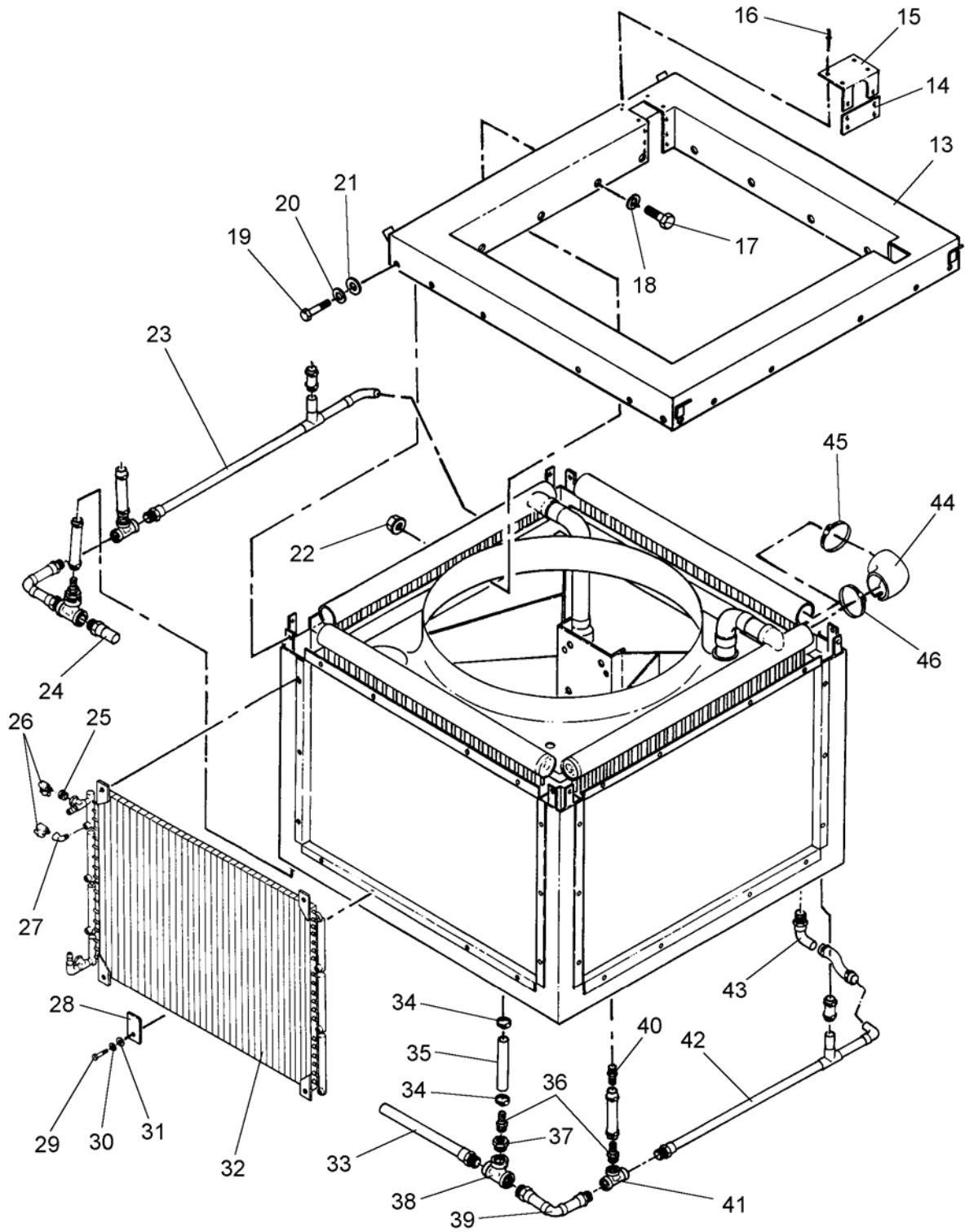


Figure 38. Still Condenser Assembly (Sheet 2 of 3)

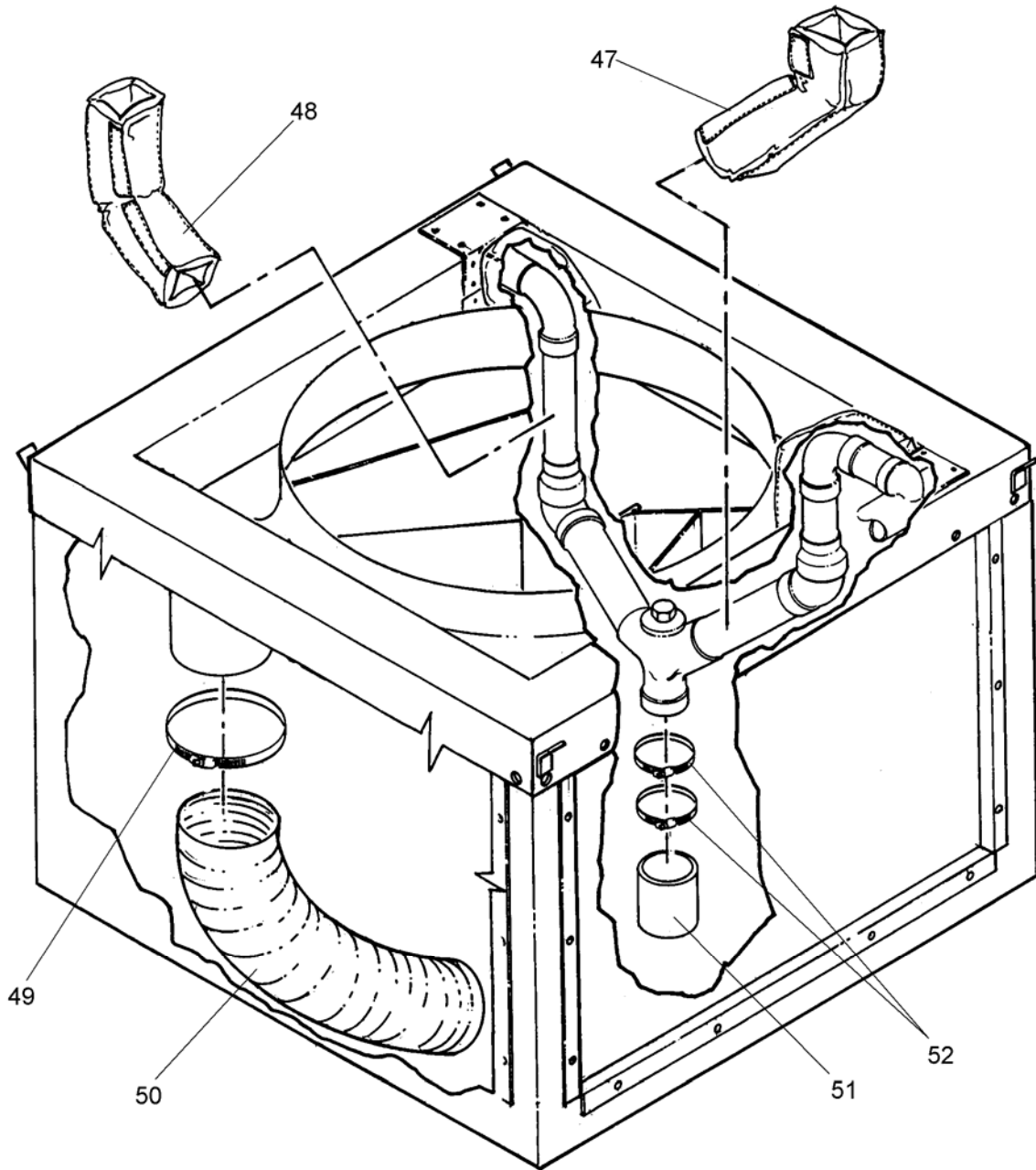


Figure 38. Still Condenser Assembly (Sheet 3 of 3)

(1) ITEM NO.	(2) SMR CODE	(3) NSN	(4) CAGEC	(5) PART NUMBER	(6) DESCRIPTION AND USABLE ON CODE (UOC)	(7) QTY
<b>GROUP 0106 STILL CONDENSER ASSEMBLY</b>						
<b>FIG. 38 STILL CONDENSER ASSEMBLY</b>						
1	XDHHH		4X630	863-220005	...STILL COND BRZMT	1
2	PAOZZ	5970-01-481-4967	4X630	863-220300	...INSULATION JACKET,THERMAL,90 DEGREE ELBOW	2
3	AOOOO		4X630	863-220110	...BACKING PLATE ASSY,TOP/BOTTOM,LONG (REFER TO FIGURE 40 FOR BREAKDOWN)	3
4	PAOZZ	3510-01-481-3393	4X630	863-220101	...SCREEN,AIR INLET,STILL CONDENSER,SHORT	1
5	AOOOO		4X630	863-220130	...BACKING PLATE ASSY,BOTTOM,SHORT (REFER TO FIGURE 42 FOR BREAKDOWN)	1
6	AOOOO		4X630	863-220140	...BACKING PLATE ASSY,SIDES,SHORT (REFER TO FIGURE 43 FOR BREAKDOWN)	2
7	PAOZZ	9540-01-481-3375	4X630	863-220250	...MOLDING,METAL,CHANNEL,SCREEN,F IXED,STILL CONDENSER	4
8	AOOOO		4X630	863-220260	...CHANNEL,SCREEN,REMOVABLE,(REF ER TO FIGURE 39 FOR BREAKDOWN)	4
9	PAOZZ	3510-01-481-3396	4X630	863-220100	...SCREEN,AIR INLET,STILL CONDENSER,LONG	3
10	PAOZZ	5305-01-417-9018	39428	92949A540	...SCREW,MACHINE,SOCKET-BTN HD,1/4-20 UNC X 3/4 LG	16
11	PAOZZ	5310-00-543-2740	96906	MS35333-74	...WASHER,LOCK,INTERNAL TOOTH,1/4	16
12	AOOOO		4X630	863-220120	...BACKING PLATE ASSY,SIDES,LONG (REFER TO FIGURE 41 FOR BREAKDOWN)	4
13	XDHHH		4X630	863-220020	...FRAME WLDMT,UPPER	1
14	PAHZZ	5340-01-481-5837	4X630	863-220071	...COVER,ACCESS,HEAT EXCHANGER INLET,FLAT	2
15	PAHZZ	5340-01-481-3297	4X630	863-220070	...COVER,ACCESS,HEAT EXCHANGER INLET	2
16	PAHZZ	5320-01-476-0343	39428	97525A425	...RIVET,BLIND,DOME HD,1/8 DIA X 1/4 GRIP	20
17	PAHZZ	5305-00-269-3211	80205	MS90725-60	...SCREW,CAP,HEXAGON HEAD,3/8-16 UNC X 1 LG	16
18	PAHZZ	5310-01-280-5796	96906	MS27183-57	...WASHER,FLAT,3/8	32
19	PAHZZ	5305-00-576-5417	96906	MS35307-360	...SCREW,CAP,HEXAGON HEAD,3/8-16 UNC X 1 LG	8
20	PAHZZ	5310-00-984-7042	96906	MS35338-141	...WASHER,LOCK,SPLIT,3/8	8
21	PAHZZ	5310-00-773-7618	96906	MS15795-814	...WASHER,FLAT,5/16	8
22	PAHZZ	5310-00-087-4652	96906	MS51922-17	...NUT,SELF-LOCKING,HEX HD,3/8-16 UNC	16

(1) ITEM NO.	(2) SMR CODE	(3) NSN	(4) CAGEC	(5) PART NUMBER	(6) DESCRIPTION AND USABLE ON CODE (UOC)	(7) QTY
<b>GROUP 0106 STILL CONDENSER ASSEMBLY</b>						
<b>FIG. 38 STILL CONDENSER ASSEMBLY</b>						
28	XDOZZ		4X630	863-220150	...PLATE,HLDG,SUBCLR	4
29	PAOZZ	5305-00-702-4523	96906	MS35307-306	...SCREW,CAP,HEXAGON HEAD,1/4-20 UNC X 3/4 LG	40
30	PAOZZ	5310-00-933-8121	96906	MS35338-139	...WASHER,LOCK,SPLIT,1/4	40
31	PAOZZ	5310-00-550-5054	96906	MS15795-809	...WASHER,FLAT,1/4	40
32	PAOHH	4130-01-481-3390	4X630	863-240000	...COOLING COIL,AIR,,SUBCOOLER,STILL CONDENSER	1
33	PAHZZ	4710-01-481-3388	4X630	863-220230	...TUBE ASSEMBLY,METAL,DRAIN,STILL CONDENSER	1
34	PAHZZ	4730-01-191-9701	39428	5416K16	...CLAMP,HOSE,13/16 TO 1-3/4	16
35	MHHZZ		4X630	863-220000- 63	...HOSE,NONMETALLIC,3/4 ID (MAKE FROM HOSE 39428/5285K61)	1
36	PAHZZ	4730-01-317-5265	39428	5346K28	...ADAPTER,STRAIGHT,PIPE,3/4 BARB X 3/4 MNPT	4
37	PAHZZ	4730-01-481-8175	4X630	863-000351	...BUSHING,PIPE,1 NPT X 3/4 NPT	2
38	PAHZZ	4730-01-481-3839	4X630	863-000344	...TEE,PIPE TO HOSE,1 IN NPT	2
39	PAHZZ	4710-01-481-3386	4X630	863-220220	...TUBE ASSEMBLY,METAL,DRAIN,STILL CONDENSER	2
40	PAHZZ	4730-01-230-6584	93061	125HBL-12-8	...ADAPTER,STRAIGHT,PIPE,3/4 BARB X 1/2 MNPT	6
41	PAHZZ	4730-01-481-5455	4X630	863-000343	...TEE,PIPE,3/4 NPT	2
42	PAHZZ	4710-01-481-3384	4X630	863-220200	...TUBE ASSEMBLY,METAL,DRAIN,STILL CONDENSER	1
43	PAHZZ	4710-01-481-3385	4X630	863-220210	...TUBE ASSEMBLY,METAL,DRAIN,STILL CONDENSER	2
44	PAHZZ	4730-01-481-4500	4X630	863-220080	...ELBOW,HOSE	2
45	PAHZZ	4730-01-481-8149	4X630	863-220082	...CLAMP,HOSE	2
46	PAHZZ	4730-01-481-8151	4X630	863-220081	...CLAMP,HOSE	2
47	PAOZZ	5970-01-481-4970	4X630	863-220310	...INSULATION JACKET,THERMAL,45 DEGREE,LONG	1
48	PAOZZ	5970-01-481-4964	4X630	863-220320	...INSULATION JACKET,THERMAL,45 DEGREE,SHORT	1
49	PAHZZ	4730-01-481-8120	4X630	863-000399	...CLAMP,HOSE,6-5/8 DIA	2
50	MHHZZ		4X630	863-220000- 19	...TUBING,NONMETALLIC,FLEXIBLE,6 ID (MAKE FROM DUCT 39428/5501K35)	1
51	MHHZZ		4X630	863-220000- 21	...HOSE,NONMETALLIC,HEATER,3-1/2 ID (MAKE FROM HOSE 39428/5296K46)	1
52	PAHZZ	4730-01-481-8122	4X630	863-000398	...CLAMP,HOSE,3-1/2 TO 4-1/2 ID END OF FIGURE	4



REPAIR PARTS AND SPECIAL TOOL LIST (RPSTL)  
 LAUNDRY ADVANCED SYSTEM (LADS)  
 NSN: 3510-01-463-0114  
 STILL CONDENSER ASSEMBLY  
 REPAIR PARTS LIST

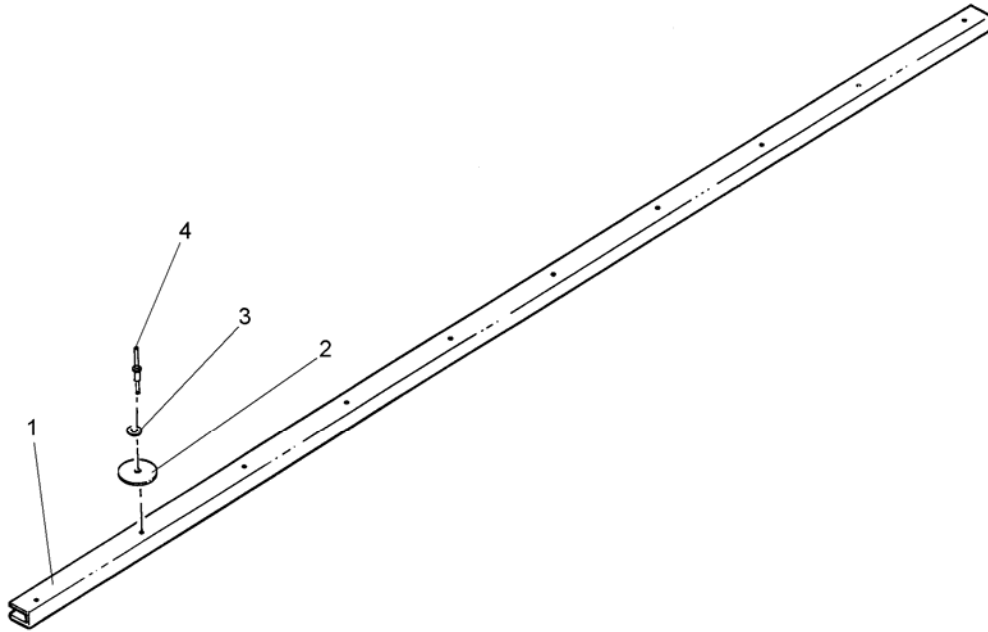


Figure 39. Channel, Screen

(1) ITEM NO.	(2) SMR CODE	(3) NSN	(4) CAGEC	(5) PART NUMBER	(6) DESCRIPTION AND USABLE ON CODE (UOC)	(7) QTY
<b>GROUP 0106 STILL CONDENSER ASSEMBLY</b>						
<b>FIG. 39 CHANNEL, SCREEN</b>						
1	XDOZZ		4X630	863-220261	....CHANNEL MODIFIED	1
2	PAOZZ	8315-01-493-4550	4X630	863-000617	....WASHER,HOOK,1-1/8 DIA	10
3	PAOZZ	5310-00-722-5998	96906	MS15795-805	....WASHER,FLAT,#6	10
4	PAOZZ	5320-01-493-4556	4X630	863-000610	....RIVET,BLIND, CTSK HD,1/8 DIA X 3/16 GRIP	10
END OF FIGURE						



REPAIR PARTS AND SPECIAL TOOL LIST (RPSTL)  
 LAUNDRY ADVANCED SYSTEM (LADS)  
 NSN: 3510-01-463-0114  
 STILL CONDENSER ASSEMBLY  
 REPAIR PARTS LIST

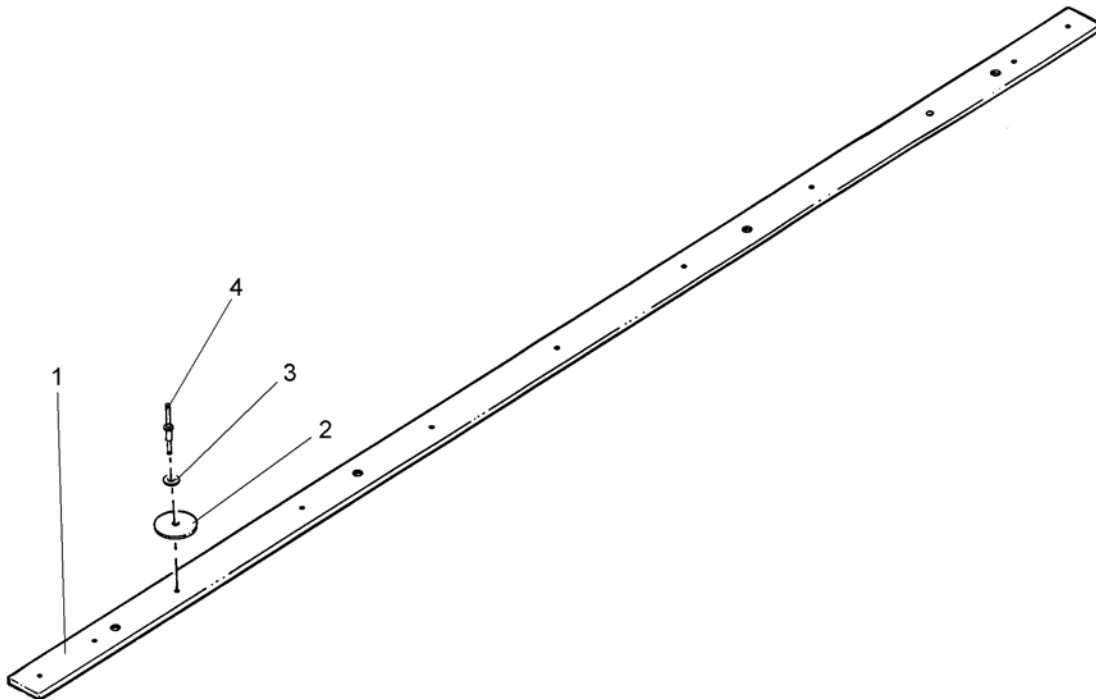


Figure 40. Backing Plate Assembly

(1) ITEM NO.	(2) SMR CODE	(3) NSN	(4) CAGEC	(5) PART NUMBER	(6) DESCRIPTION AND USABLE ON CODE (UOC)	(7) QTY
<b>GROUP 0106 STILL CONDENSER ASSEMBLY</b>						
<b>FIG. 40 BACKING PLATE ASSEMBLY</b>						
1	XDOZZ		4X630	863-220111	....BACKING PLATE, TOP/BOTTOM, LONG	1
2	PAOZZ	8315-01-493-4550	4X630	863-000617	....WASHER, HOOK, 1-1/8 DIA	11
3	PAOZZ	5310-00-722-5998	96906	MS15795-805	....WASHER, FLAT, #6	11
4	PAOZZ	5320-01-493-4556	4X630	863-000610	....RIVET, BLIND, CTSK HD, 1/8 DIA X 3/16 GRIP	11
END OF FIGURE						



REPAIR PARTS AND SPECIAL TOOL LIST (RPSTL)  
 LAUNDRY ADVANCED SYSTEM (LADS)  
 NSN: 3510-01-463-0114  
 STILL CONDENSER ASSEMBLY  
 REPAIR PARTS LIST

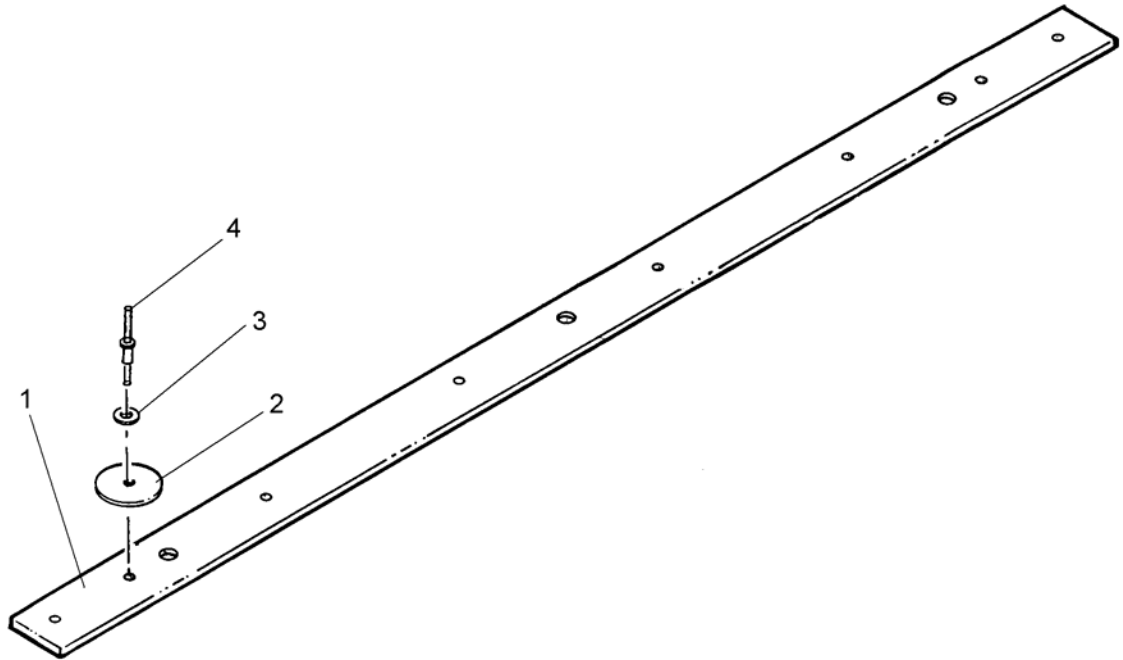


Figure 41. Backing Plate Assembly

(1) ITEM NO.	(2) SMR CODE	(3) NSN	(4) CAGEC	(5) PART NUMBER	(6) DESCRIPTION AND USABLE ON CODE (UOC)	(7) QTY
<b>GROUP 0106 STILL CONDENSER ASSEMBLY</b>						
<b>FIG. 41 BACKING PLATE ASSEMBLY</b>						
1	XDOZZ		4X630	863-220121	....BACKING PLATE,SIDES,LONG	1
2	PAOZZ	8315-01-493-4550	4X630	863-000617	....WASHER,HOOK,1-1/8 DIA	8
3	PAOZZ	5310-00-722-5998	96906	MS15795-805	....WASHER,FLAT,#6	8
4	PAOZZ	5320-01-493-4556	4X630	863-000610	....RIVET,BLIND, CTSK HD,1/8 DIA X 3/16 GRIP	8
END OF FIGURE						



REPAIR PARTS AND SPECIAL TOOL LIST (RPSTL)  
 LAUNDRY ADVANCED SYSTEM (LADS)  
 NSN: 3510-01-463-0114  
 STILL CONDENSER ASSEMBLY  
 REPAIR PARTS LIST

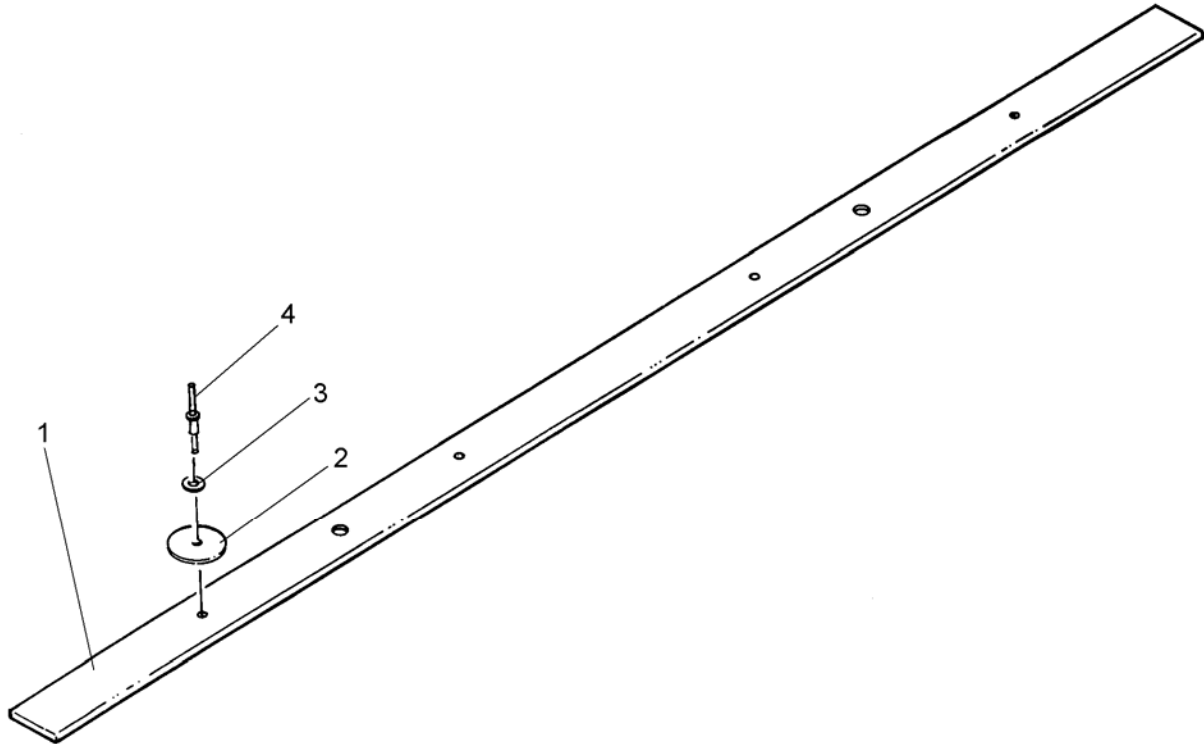


Figure 42. Backing Plate Assembly

(1) ITEM NO.	(2) SMR CODE	(3) NSN	(4) CAGEC	(5) PART NUMBER	(6) DESCRIPTION AND USABLE ON CODE (UOC)	(7) QTY
<b>GROUP 0106 STILL CONDENSER ASSEMBLY</b>						
<b>FIG. 42 BACKING PLATE ASSEMBLY</b>						
1	XDOZZ		4X630	863-220131	....BACKING PLATE,BTM,SHORT	1
2	PAOZZ	8315-01-493-4550	4X630	863-000617	....WASHER,HOOK,1-1/8 DIA	4
3	PAOZZ	5310-00-722-5998	96906	MS15795-805	....WASHER,FLAT,#6	4
4	PAOZZ	5320-01-493-4556	4X630	863-000610	....RIVET,BLIND, CTSK HD,1/8 DIA X 3/16 GRIP	4

END OF FIGURE





REPAIR PARTS AND SPECIAL TOOL LIST (RPSTL)  
 LAUNDRY ADVANCED SYSTEM (LADS)  
 NSN: 3510-01-463-0114  
 STILL CONDENSER ASSEMBLY  
 REPAIR PARTS LIST

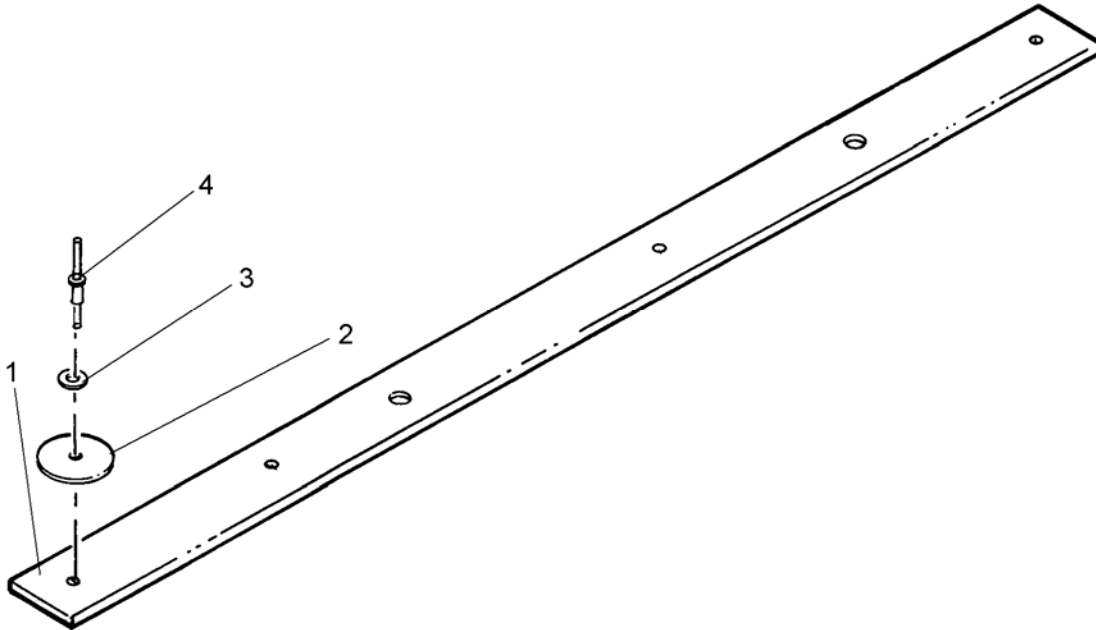


Figure 43. Backing Plate Assembly

(1) ITE M NO.	(2) SMR CODE	(3) NSN	(4) CAGEC	(5) PART NUMBER	(6) DESCRIPTION AND USABLE ON CODE (UOC)	(7) QTY
GROUP 0106 STILL CONDENSER ASSEMBLY						
FIG. 43 BACKING PLATE ASSEMBLY						
1	XDOZZ		4X630	863-220141	....BACKING PLATE,SIDES,SHORT	1
2	PAOZZ	8315-01-493-4550	4X630	863-000617	....WASHER,HOOK,1-1/8 DIA	4
3	PAOZZ	5310-00-722-5998	96906	MS15795-805	....WASHER,FLAT,#6	4
4	PAOZZ	5320-01-493-4556	4X630	863-000610	....RIVET,BLIND, CTSK HD,1/8 DIA X 3/16 GRIP	4
END OF FIGURE						



REPAIR PARTS AND SPECIAL TOOL LIST (RPSTL)  
LAUNDRY ADVANCED SYSTEM (LADS)  
NSN: 3510-01-463-0114  
STILL CONDENSER ASSEMBLY  
REPAIR PARTS LIST

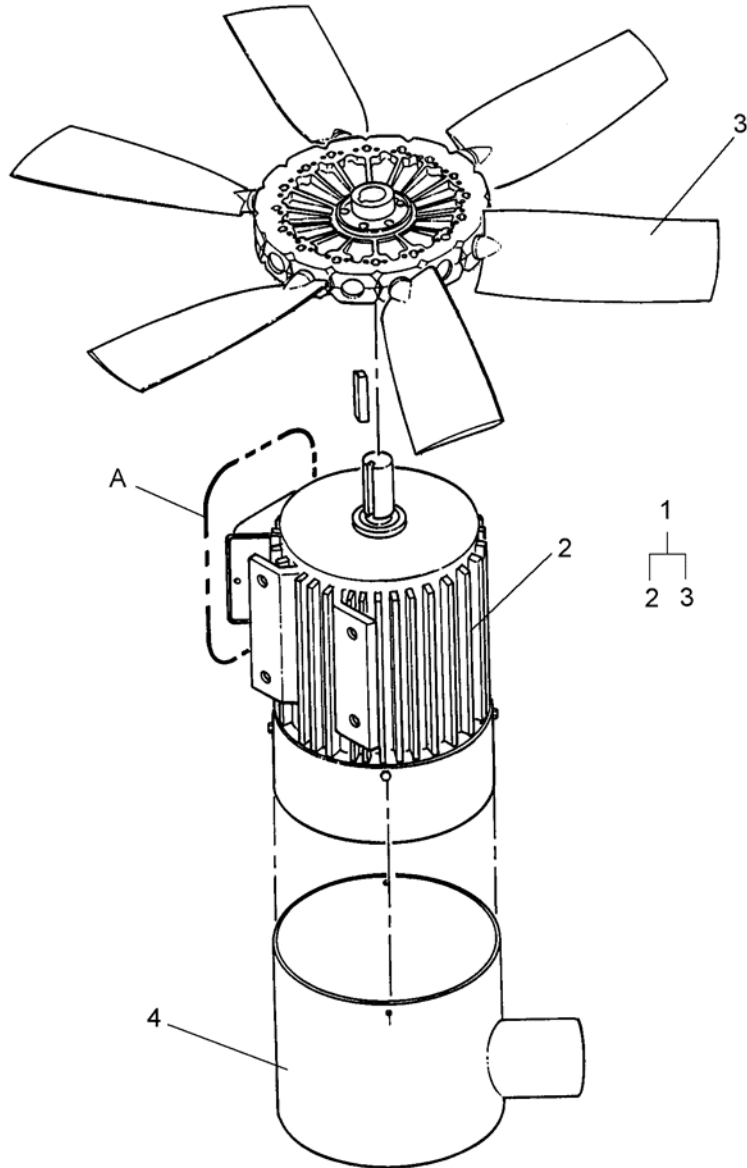


Figure 44. Fan Assembly, Still Condenser (Sheet 1 of 2)

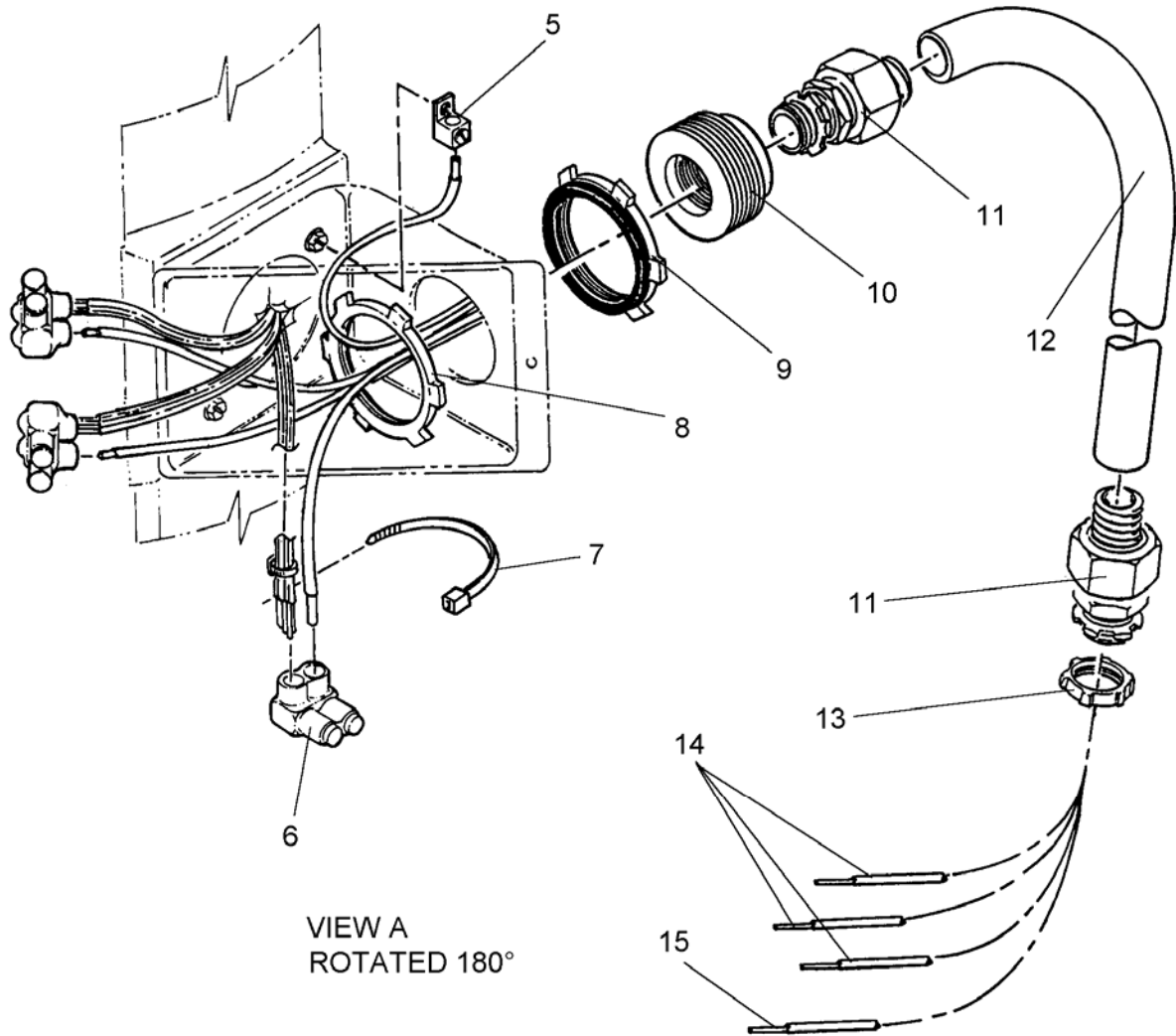


Figure 44. Fan Assembly, Still Condenser (Sheet 2 of 2)

(1) ITEM NO.	(2) SMR CODE	(3) NSN	(4) CAGEC	(5) PART NUMBER	(6) DESCRIPTION AND USABLE ON CODE (UOC)	(7) QTY
<b>GROUP 0106 STILL CONDENSER ASSEMBLY</b>						
<b>FIG. 44 FAN ASSEMBLY, STILL CONDENSER</b>						
1	AFFFF		80151	DCP40-6E1-10-116	...FAN & MOTOR	1
2	PAFZZ	6105-01-481-6980	4X630	863-210908	...MOTOR,ALTERNATING CURRENT,10 HP,1200 RPM,TEFC,256T FRAME	1
3	PAFZZ	4140-01-481-1696	4X630	863-210907	...FAN,CENTRIFUGAL,CONDENS ER	1
4	PAFZZ	4520-01-481-6861	4X630	863-220040	...PIPE,AIR CONDITIONING,COOLING FAN AIR DUCT	1
5	PAFZZ	5940-01-481-7491	4X630	863-000727	...TERMINAL,LUG, 4 AWG,1/4 STUD	1
6	PAFZZ	5940-01-493-5179	4X630	863-000719	...CONNECTOR,ELECTRICAL,4 AWG,SET SCREW	3
7	PAFZZ	4020-01-242-0582	39428	7134K2	...STRAP,TIEDOWN,ELECTRICAL, 6 LG	4
8	PAFZZ	5975-00-642-7265	58536	AA50553-III-1-P-	...LOCKNUT,ELECTRICALCONDUI T,1-1/4	1
9	PAFZZ	5975-01-481-5041	4X630	863-000640	...LOCKNUT,ELECTRICAL,CONDUI T,SEALING,1-1/4	1
10	PAFZZ	4730-01-481-5138	4X630	863-000774	...BUSHING,PIPE,REDUCING,1-1/4 X 3/4	1
11	PAFZZ	5975-00-556-0412	03743	ST-75	...BOX CONNECTOR,ELECTRICAL,LIQUI D-TIGHT,3/4	2
12	MFFZZ		4X630	863-220061-3	...CONDUIT,FLEXIBLE,LIQUID- TIGHT,3/4 (MAKE FROM CONDUIT 09641/LTCEF075GY	1
13	PAOZZ	5975-01-132-0223	57797	BLSG-75	...LOCKNUT,ELECTRICALCONDUI T,SEALING,3/4	1
14	MFFZZ		4X630	863-220061-9	...WIRE,ELECTRICAL,8 AWG,BLK,THHN (MAKE FROM WIRE 013J0/THHN8BLK)	1
15	MFFZZ		4X630	863-220061-10	...WIRE,ELECTRICAL,8 AWG,GRN,THHN (MAKE FROM WIRE 013J0/THHN8GRN)	1

END OF FIGURE



REPAIR PARTS AND SPECIAL TOOL LIST (RPSTL)  
 LAUNDRY ADVANCED SYSTEM (LADS)  
 NSN: 3510-01-463-0114  
 DISTILLATE ASSEMBLY  
 REPAIR PARTS LIST

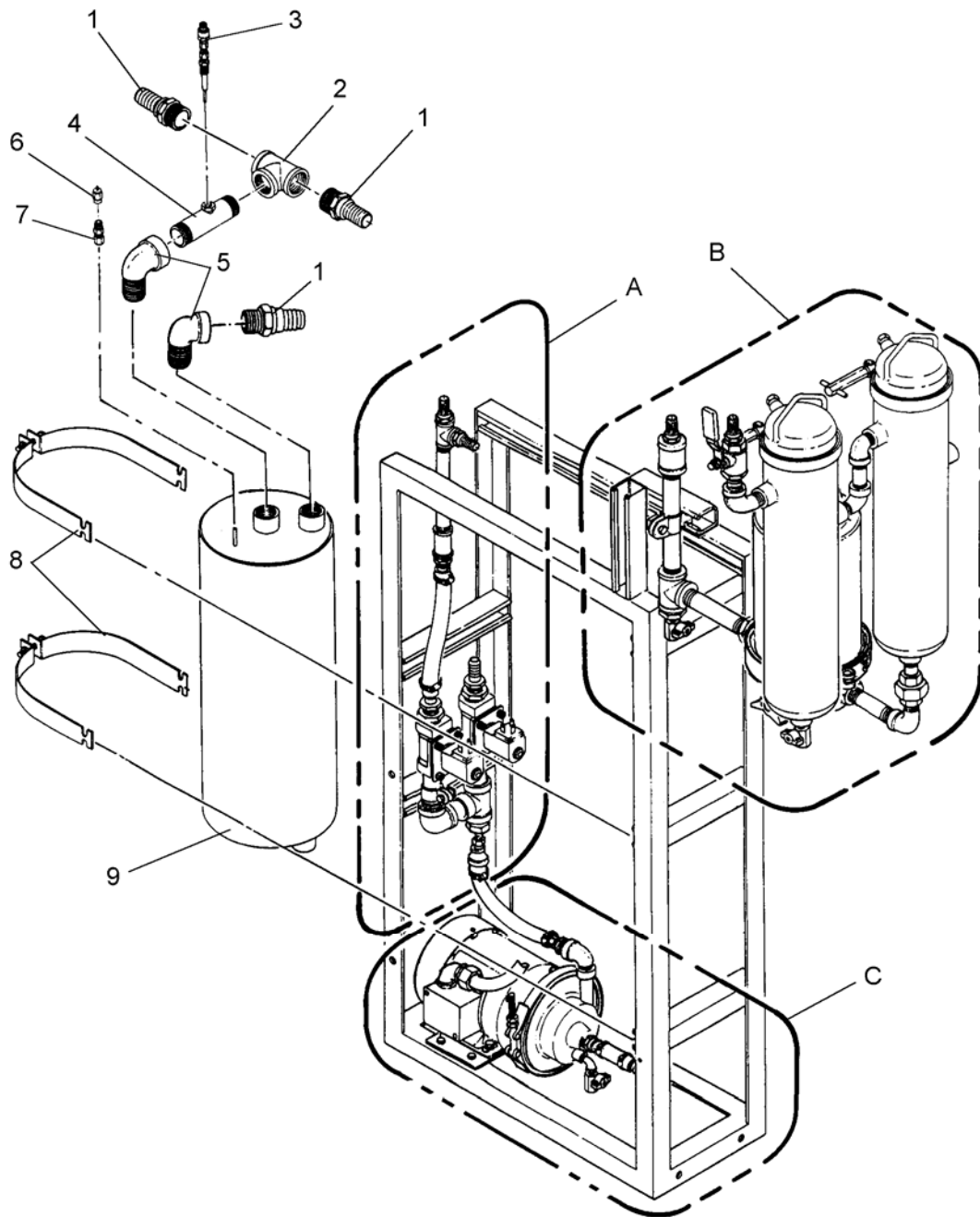


Figure 45. Distillate Assembly (Sheet 1 of 4)

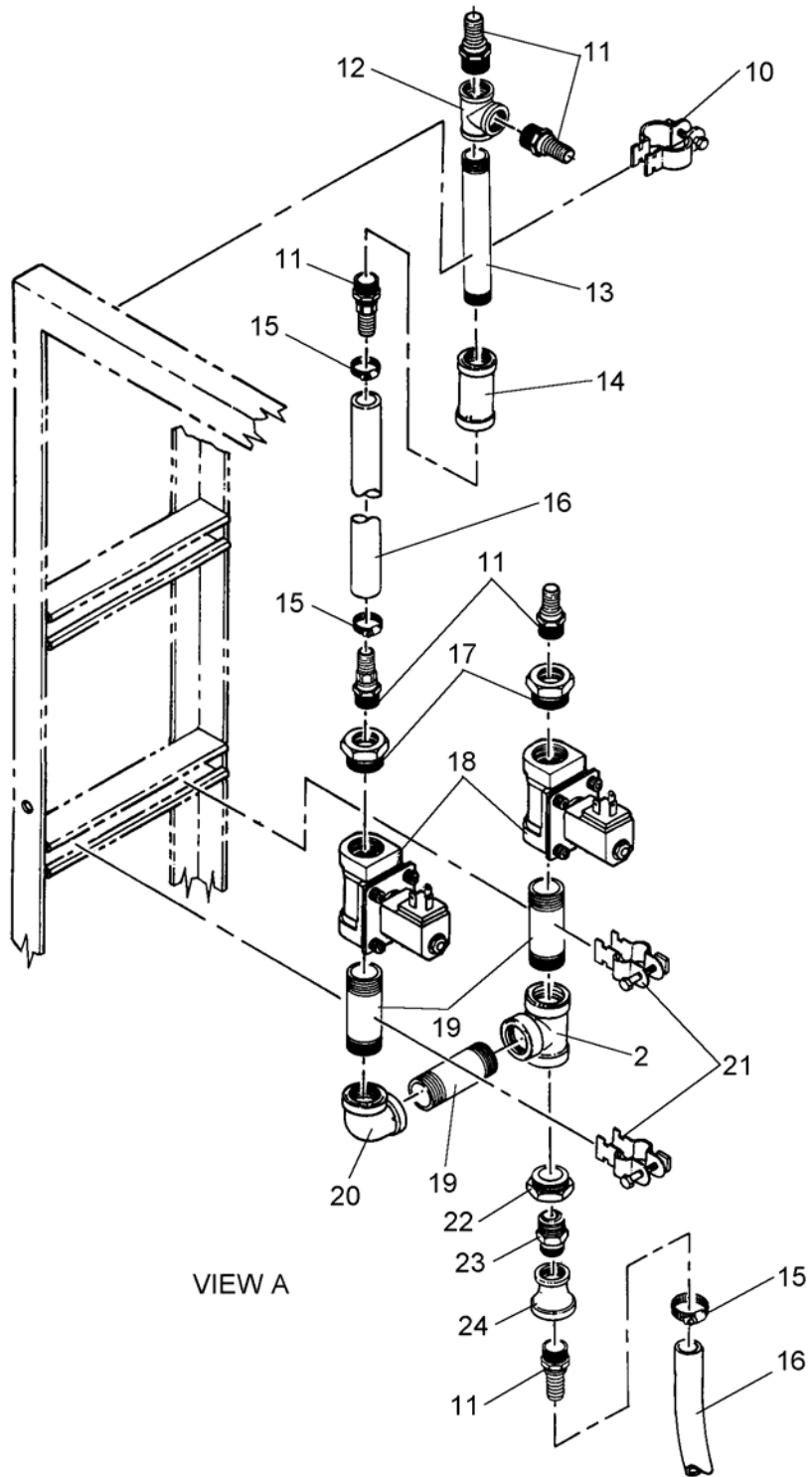


Figure 45. Distillate Assembly (Sheet 2 of 4)



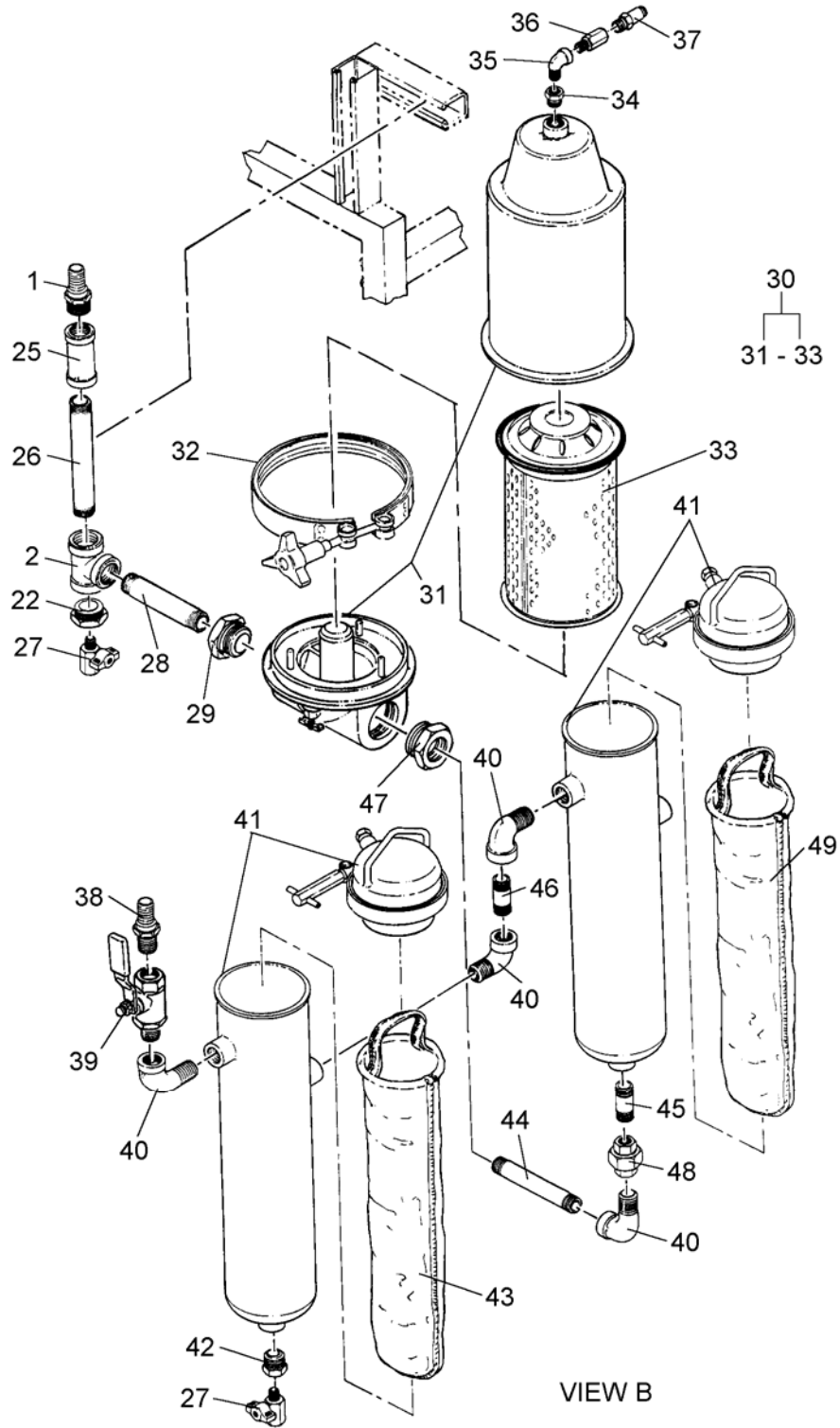


Figure 45. Distillate Assembly (Sheet 3 of 4)

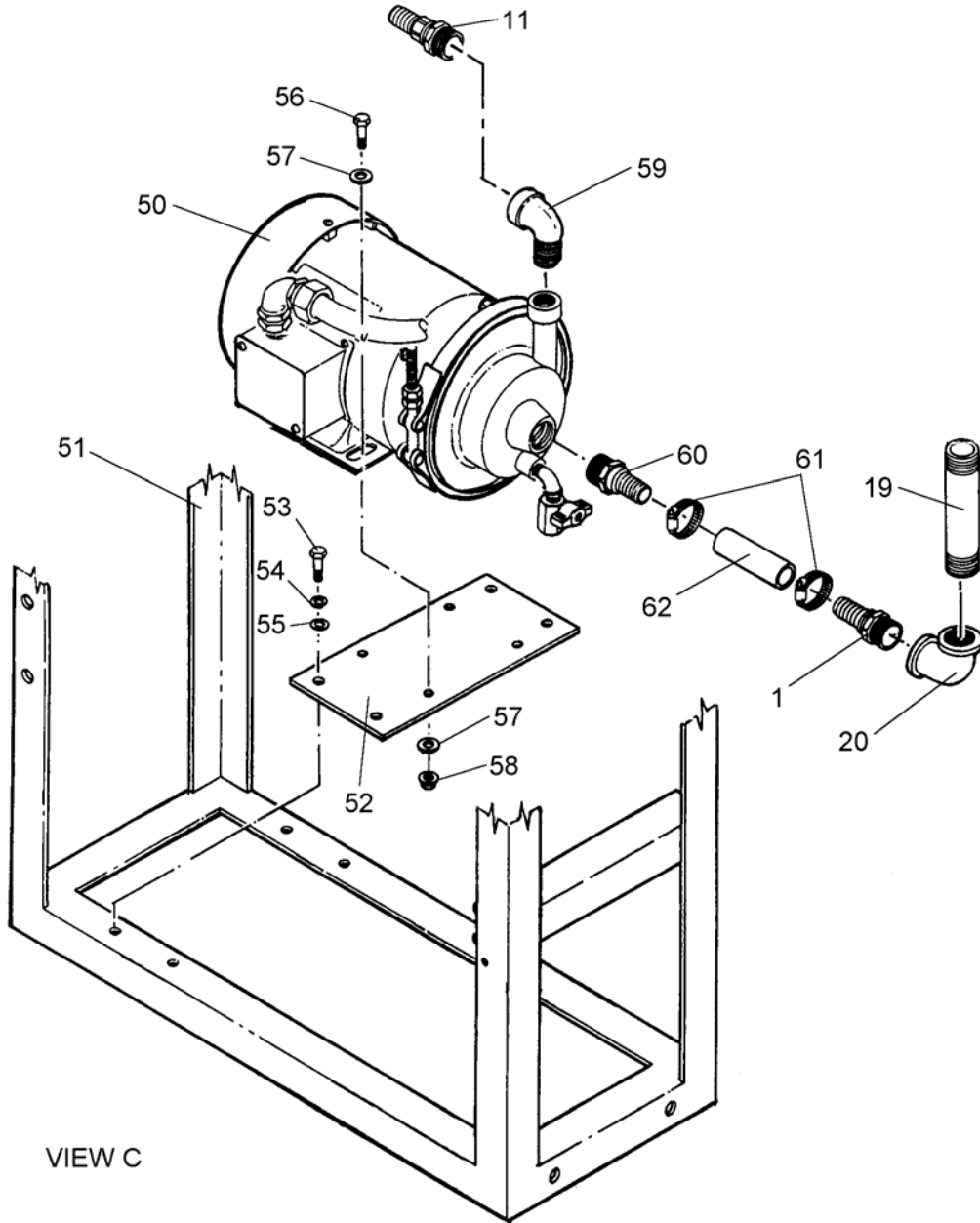


Figure 45. Distillate Assembly (Sheet 4 of 4)

(1) ITEM NO.	(2) SMR CODE	(3) NSN	(4) CAGEC	(5) PART NUMBER	(6) DESCRIPTION AND USABLE ON CODE (UOC)	(7) QTY
<b>GROUP 0107 DISTILLATE ASSEMBLY</b>						
<b>FIG. 45 DISTILLATE ASSEMBLY</b>						
1	PAOZZ	4730-01-345-8904	93061	125HBL-16-16	...ADAPTER,STRAIGHT,PIPE,1 BARB X 1 MNPT	5
2	PAOZZ	4730-01-481-3839	4X630	863-000344	...TEE,PIPE TO HOSE,1 IN NPT	3
3	PAOZZ	6685-01-481-4945	4X630	863-510924	...RESISTOR,THERMAL,TEMPERATURE SENSING,1 IN LG	1
4	PAOZZ	4730-01-481-3859	4X630	863-130100	...NIPPLE,PIPE	1
5	PAOZZ	4730-01-334-4297	39428	4429K155	...ELBOW,PIPE,STREET,1 NPT	2
6	PAOZZ	4730-01-481-3638	4X630	863-000477	...COUPLING,HOSE,1/8 BARB X 1/8 MNPT	1
7	PAOZZ	4730-00-278-4357	93061	68C-4-2	...ADAPTER,STRAIGHT,PIPE,COMPRESSION,1/8 NPT X 1/4 TUBE	1
8	PAOZZ	5340-01-138-2742	96195	P1126	...STRAP,RETAINING,8-5/8	2
9	XDOHH		4X630	863-270040	...STANDPIPE WELDMENT	1
10	PAOZZ	5340-00-973-9160	96195	P1111	...STRAP,RETAINING,1/2	1
11	PAOZZ	4730-01-230-6584	93061	125HBL-12-8	...ADAPTER,STRAIGHT,PIPE,3/4 BARB X 1/2 MNPT	7
12	PAOZZ	4730-01-235-3007	39428	4429K253	...TEE,PIPE,1/2 NPT	1
13	PAOZZ	4730-01-506-4380	39428	4568K177	...NIPPLE,PIPE,1/2 NPT X 4 LG	1
14	PAOZZ	4730-00-288-9803	93061	207P-8	...COUPLING,PIPE,1/2 NPT	1
15	PAOZZ	4730-01-191-9701	39428	5416K16	...CLAMP,HOSE,13/16 TO 1-3/4	2
16	MOOZZ		4X630	863-270000-43	...HOSE,NONMETALLIC,3/4 ID (MAKE FROM HOSE 39428/5285K61)	1
17	PAOZZ	4730-01-238-1892	39428	60-144-0160	...BUSHING,PIPE,1 NPTM X 1/2 NPTF	2
18	PAOZZ	4810-01-481-8013	4X630	863-210900	...VALVE,SOLENOID,1IN NPT	2
19	PAOZZ	4730-01-465-0297	39428	4568K224	...NIPPLE,PIPE,1 NPT X 3 LG	4
20	PAOZZ	4730-01-453-5124	39428	4429K165	...ELBOW,PIPE,1 NPT	2
21	PAOZZ	5340-00-693-2481	96195	P1113	...HANGER,PIPE,1 IN	2
22	PAOZZ	4730-01-506-4639	39428	4429K461	...BUSHING,PIPE,1 NPT X 1/4 NPT	2
23	PAOZZ	4730-01-493-4419	4X630	863-000678	...ORIFICE NIPPLE.172,1/4 NPT	1
24	PAOZZ	4730-01-506-5534	39428	4429K734	...COUPLING,PIPE,REDUCING,1/2 NPT X 1/4 NPT	1
25	PAOZZ	4730-01-506-4123	39428	4429K115	...COUPLING,PIPE,1 NPT	1
26	PAOZZ	4730-01-481-3936	39428	4568K233	...NIPPLE,PIPE,1 NPT X 8 LG	1
27	PAOZZ	4820-01-481-5414	4X630	863-000414	...VALVE,BALL,1/4 NPT	2
28	PAOZZ	4730-01-481-4958	4X630	863-000391	...NIPPLE,PIPE,1 NPT X 3-1/2 LG	1
29	PAOZZ	4730-01-481-8182	4X630	863-000354	...BUSHING,PIPE,1-1/2 NPT X 1 NPT	1
30	PAOOO	4330-01-481-8085	4X630	863-210905	...FILTER BODY,FLUID,COALESCING	1
31	PAOZZ	4330-01-506-5448	4X630	863-000236	...FILTER BODY,FLUID,HOUSING	1
32	PAOZZ	5340-01-506-4477	4X630	863-000240	...CLAMP,SYNCHRO,COALESCING FILTER HOUSING	1
33	PAOZZ	4330-00-001-7841	4X630	863-210902	...ELEMENT,FLTR,COALESCING	1
34	PAOZZ	4730-01-348-6542	93061	209P-8-4	...BUSHING,PIPE,1/2 NPTM X 1/4 NPTF	1
35	PAOZZ	4730-01-453-5124	39428	4429K151	...ELBOW,PIPE,STREET,1/4 NPT	1

(1) ITEM NO.	(2) SMR CODE	(3) NSN	(4) CAGEC	(5) PART NUMBER	(6) DESCRIPTION AND USABLE ON CODE (UOC)	(7) QTY
<b>GROUP 0107 DISTILLATE ASSEMBLY</b>						
<b>FIG. 45 DISTILLATE ASSEMBLY</b>						
36	PAOZZ	4730-01-481-7809	4X630	863-000693	...COUPLING,PIPE,ORIFICE NIPPLE,1/4 M/F NPT,.012 DIA	1
37	PAOZZ	4730-01-481-4262	4X630	863-000435	...NIPPLE,TUBE,1/4 X 1/4 NPT	1
38	PAOZZ	4730-01-317-5265	39428	5346K28	...ADAPTER,STRAIGHT,PIPE,3/4 BARB X 3/4 MNPT	1
39	PAOZZ	4820-01-008-2922	39428	4726K12	...VALVE,BALL,3/4 NPT	1
40	PAOZZ	4730-01-506-4407	39428	4429K154	...ELBOW,PIPE,STREET,3/4 NPT	4
41	PAOOO	4330-01-506-5544	4X630	863-000243	...FILTER BODY,FLUID,BAG TYPE (REFER TO FIGURE 47 FOR BREAKDOWN)	2
42	PAOZZ	4730-01-506-4106	39428	4429K423	...BUSHING,PIPE,3/4 NPT X 1/4 NPT	1
43	PAOZZ	4330-01-506-5083	4X630	863-000248	...FILTER ELEMENT,FLUID,BAG TYPE,10 MICRON	1
44	PAOZZ	4730-01-506-4429	39428	4568K196	...NIPPLE,PIPE,3/4 NPT X 4 LG	1
45	PAOZZ	4730-01-506-5034	39428	4568K199	...NIPPLE,PIPE,3/4 X 1-1/2 LG	1
46	PAOZZ	4730-01-465-6318	2V507	4568K194	...NIPPLE,PIPE,3/4 NPT X 3 LG	1
47	PAOZZ	4730-01-506-4633	39428	4429K425	...BUSHING,PIPE,1-1/2 NPT X 3/4 NPT	1
48	PAOZZ	4730-01-506-4645	39428	4429K215	...UNION,PIPE,3/4 NPT	1
49	PAOZZ	4330-01-506-5774	4X630	863-000555	...FILTER ELEMENT,FLUID,BAG TYPE,5 MICRON	1
50	AOOOO		4X630	863-270010	...PUMP ASSY,DISTILLATE (REFER TO FIGURE 46 FOR BREAKDOWN)	1
51	XDHHH		4X630	863-270020	...FRAME WLDMT,DISTILLATE	1
52	XDOZZ		4X630	863-270030	...MOUNTING PLT,PUMP	1
53	PAOZZ	5305-00-632-2777	96906	MS35307-358	...SCREW,CAP,HEXAGON HEAD,3/8- 16 UNC X 3/4 LG	4
54	PAOZZ	5310-00-984-7042	96906	MS35338-141	...WASHER,LOCK,SPLIT,3/8	4
55	PAOZZ	5310-00-773-7618	96906	MS15795-814	...WASHER,FLAT,5/16	4
56	PAOZZ	5305-00-207-8253	96906	MS35307-308	...SCREW,CAP,HEXAGON HEAD,1/4- 20 UNC X 1 IN LG	4
57	PAOZZ	5310-00-550-5054	96906	MS15795-809	...WASHER,FLAT,1/4	8
58	PAOZZ	5310-00-241-6604	96906	MS17830-4C	...NUT,SELF-LOCKING,HEX HD,1/4- 20 UNC	4
59	PAOZZ	4730-01-366-5540	39428	4429K153	...ELBOW,PIPE,STREET,1/2 NPT	1
60	PAOZZ	4730-01-339-7322	93061	125HBL-16-12	...ADAPTER,STRAIGHT,PIPE,1 BARB X 3/4 MNPT	1
61	PAOZZ	4730-01-118-8278	81646	62602	...CLAMP,HOSE,11/16 TO 1-1/4	2
62	MOOZZ		4X630	863-270000-44	...HOSE,NONMETALLIC,1 ID (MAKE FROM HOSE 39428/5285K63)	1

END OF FIGURE



REPAIR PARTS AND SPECIAL TOOL LIST (RPSTL)  
 LAUNDRY ADVANCED SYSTEM (LADS)  
 NSN: 3510-01-463-0114  
 DISTILLATE ASSEMBLY  
 REPAIR PARTS LIST

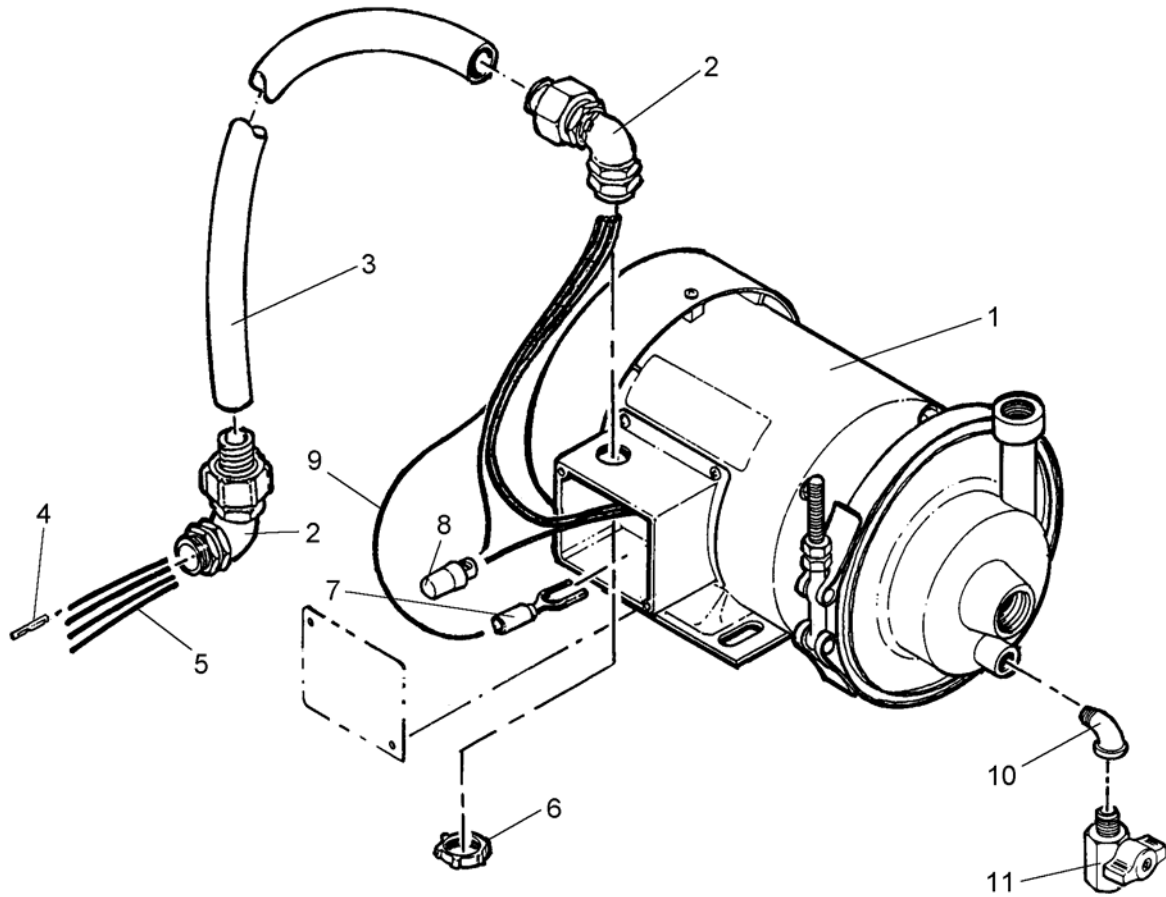


Figure 46. Pump Assembly, Distillate

(1) ITE M NO.	(2) SMR CODE	(3) NSN	(4) CAGEC	(5) PART NUMBER	(6) DESCRIPTION AND USABLE ON CODE (UOC)	(7) QTY
<b>GROUP 0107 DISTILLSTE ASSEMBLY</b>						
<b>FIG. 46 PUMP ASSEMBLY, DISTILLATE</b>						
1	PAOZZ	4320-01-481-8143	4X630	863-270011	....PUMP UNIT,CENTRIFUGAL	1
2	PAOZZ	5975-00-578-3643	03743	ST-9050	....BOX	2
3	MOOZZ		4X630	863-270010-7	CONNECTOR,ELECTCONNECTOR,9 0 DEG,LIQUID-TIGHT,1/2 ....CONDUIT,METAL,FLEXIBLE,LIQUI D-TIGHT,1/2 (MAKE FROM CONDUIT 09641/LTCEF05	1
4	PAOZZ	5940-01-493-6176	4X630	863-000234	....FERRULE,NON-INSLT,16 AWG	4
5	MOOZZ		4X630	863-270010-10	....WIRE,ELECTRICAL,16 AWG,BLK,TFFN (MAKE FROM WIRE 013J0/TFFN16BLK)	1
6	PAOZZ	4730-01-481-5398	4X630	863-000642	....LOCKNUT,TUBE FITTING,CONDUIT,SEALING,1/2	1
7	PAOZZ	5940-00-552-2019	00779	32060	....TERMINAL,LUG,CRIMP,FORK,BLU E,#10	1
8	PAOZZ	5940-00-894-9225	30119	30-211	....SPLICE,CONDUCTOR	4
9	MOOZZ		4X630	863-270010-11	....WIRE,ELECTRICAL,16 AWG,GRN,TFFN (MAKE FROM WIRE 013J0/TFFN16GRN)	1
10	PAOZZ	4730-01-453-5124	39428	4429K151	....ELBOW,PIPE,STREET,1/4 NPT	1
11	PAOZZ	4820-01-481-5414	4X630	863-000414	....VALVE,BALL,1/4 NPT	1
END OF FIGURE						







REPAIR PARTS AND SPECIAL TOOL LIST (RPSTL)  
LAUNDRY ADVANCED SYSTEM (LADS)  
NSN: 3510-01-463-0114  
DISTILLATE ASSEMBLY  
REPAIR PARTS LIST

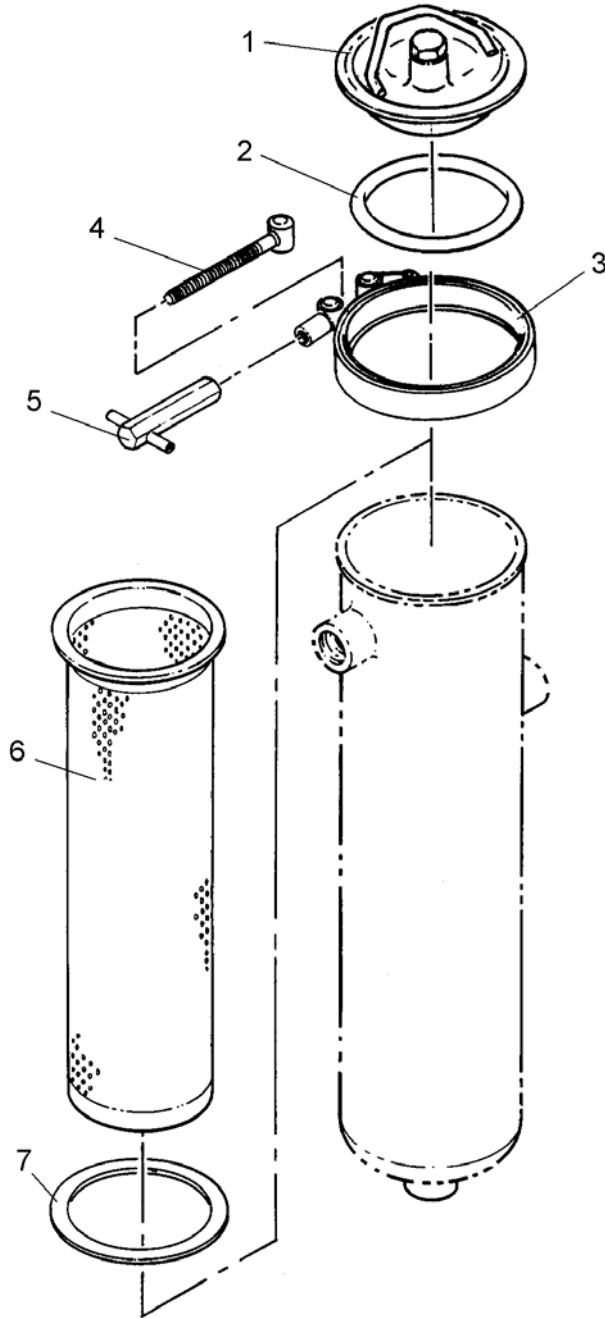


Figure 47. Housing Bag Filter

(1) ITEM NO.	(2) SMR CODE	(3) NSN	(4) CAGEC	(5) PART NUMBER	(6) DESCRIPTION AND USABLE ON CODE (UOC)	(7) QTY
<b>GROUP 0107 DISTILLSTE ASSEMBLY</b>						
<b>FIG. 47 HOUSING BAG FILTER</b>						
1	PAOZZ	4330-01-506-5167	4X630	863-000249	....COVER,FLUID FILTER	1
2	PAOZZ	5330-01-506-2711	4X630	863-000250	....SEAL,PLAIN,FILTER COVER	1
3	PAOZZ	5340-01-506-2704	4X630	863-000253	....CLAMP,SYNCHRO,FILTER COVER	1
4	PAOZZ	5306-01-506-2699	4X630	863-000254	....BOLT,TEE HEAD,FILTER COVER CLAMP	1
5	PAOZZ	5340-01-506-4458	4X630	863-000255	....GRIP, HANDLE,FILTER COVER CLAMP	1
6	PAOZZ	4330-01-506-5552	4X630	863-000256	....FILTER ELEMENT,FLUID,PERFORATED METAL BASKET	1
7	PAOZZ	5330-01-506-2710	4X630	863-000251	....SEAL,PLAIN,METAL BASKET	1
END OF FIGURE						





REPAIR PARTS AND SPECIAL TOOL LIST (RPSTL)  
LAUNDRY ADVANCED SYSTEM (LADS)  
NSN: 3510-01-463-0114  
HEATER ASSEMBLY  
REPAIR PARTS LIST

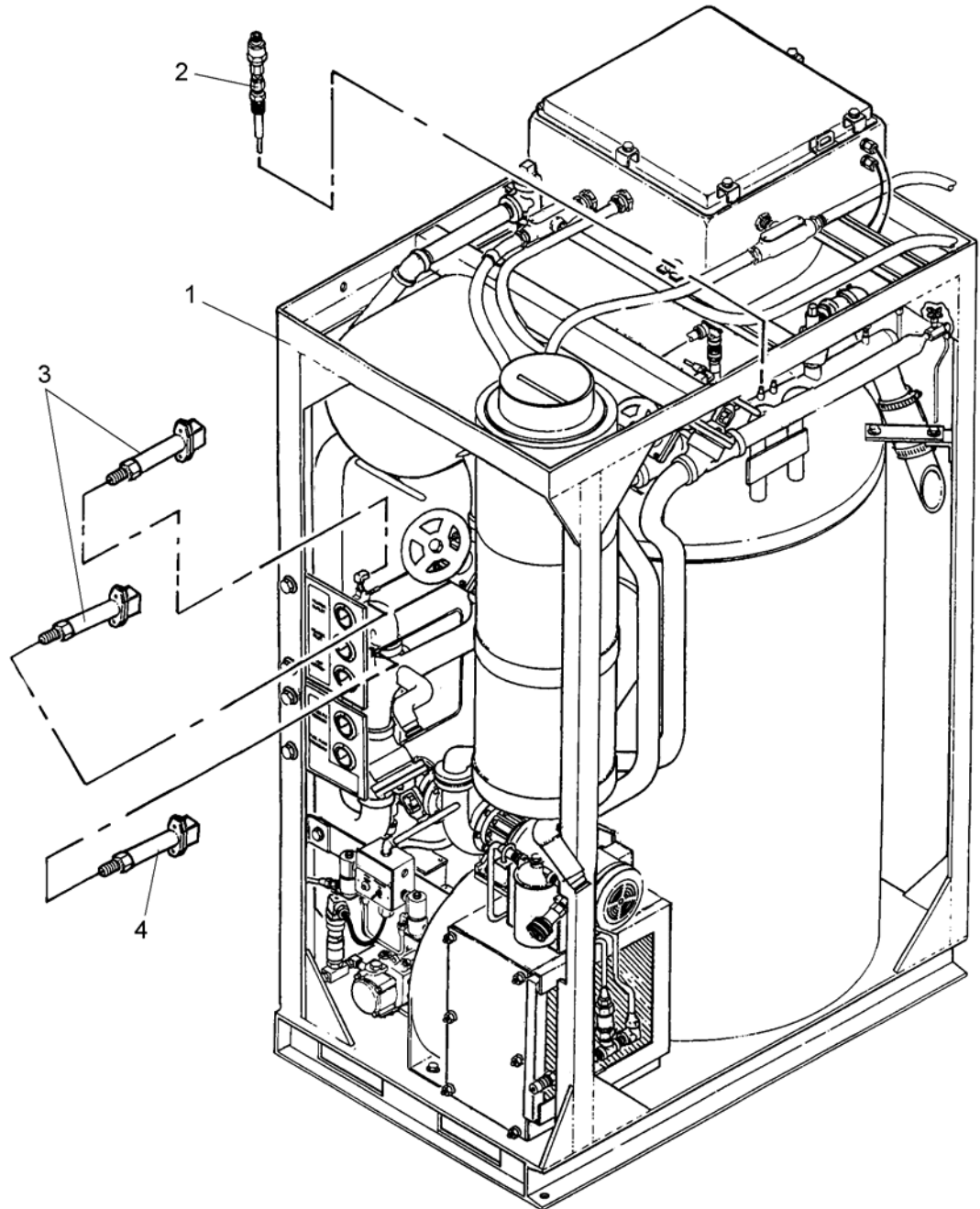


Figure 48. END ASSY, HEATER

(1) ITEM NO.	(2) SMR CODE	(3) NSN	(4) CAGEC	(5) PART NUMBER	(6) DESCRIPTION AND USABLE ON CODE (UOC)	(7) QTY
<b>GROUP 0108 HEATER ASSEMBLY</b>						
<b>FIG. 48. END ASSY, HEATER</b>						
1	XDFLL		66291	9-FT-OGUILD	...END ASSY,HEATER(REFER TO FIGURE 49 FOR BREAKDOWN)	1
2	PAOZZ	6685-01-481-4945	4X630	863-510924	...RESISTOR,THERMAL,TEMPERATUR E SENSING,1 IN LG	1
3	PAOZZ	6625-01-481-7956	4X630	863-310963	...SENSOR,CURRENT,PRESSURE,0- 100 PSIS	2
4	PAOZZ	6625-01-481-7953	4X630	863-310964	...SENSOR,CURRENT,PRESSURE,VAC TO 15 PSIA	1
END OF FIGURE						







REPAIR PARTS AND SPECIAL TOOL LIST (RPSTL)  
 LAUNDRY ADVANCED SYSTEM (LADS)  
 NSN: 3510-01-463-0114  
 HEATER ASSEMBLY  
 REPAIR PARTS LIST

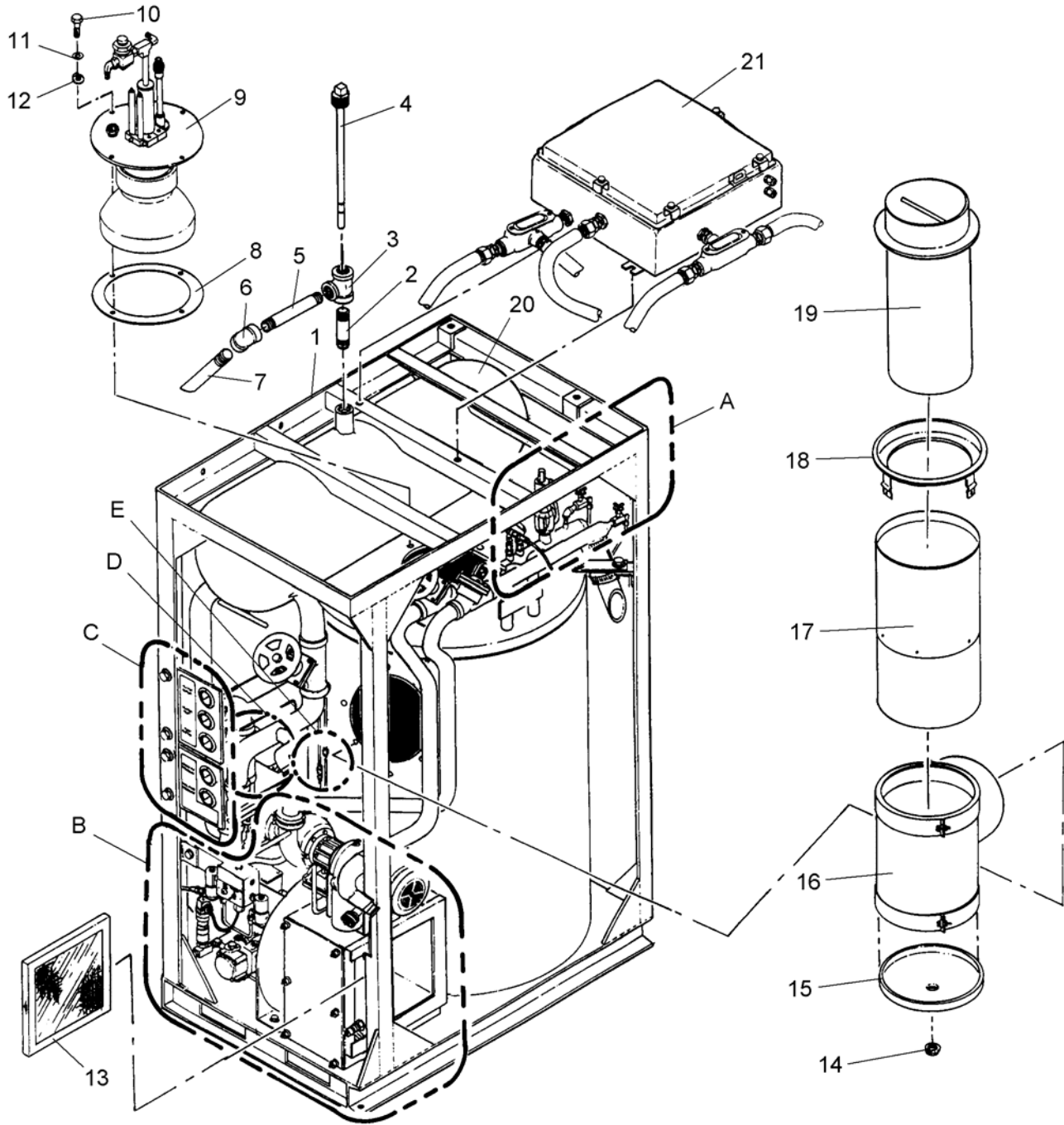


Figure 49. HEATER ASSEMBLY (Sheet 1 of 5)

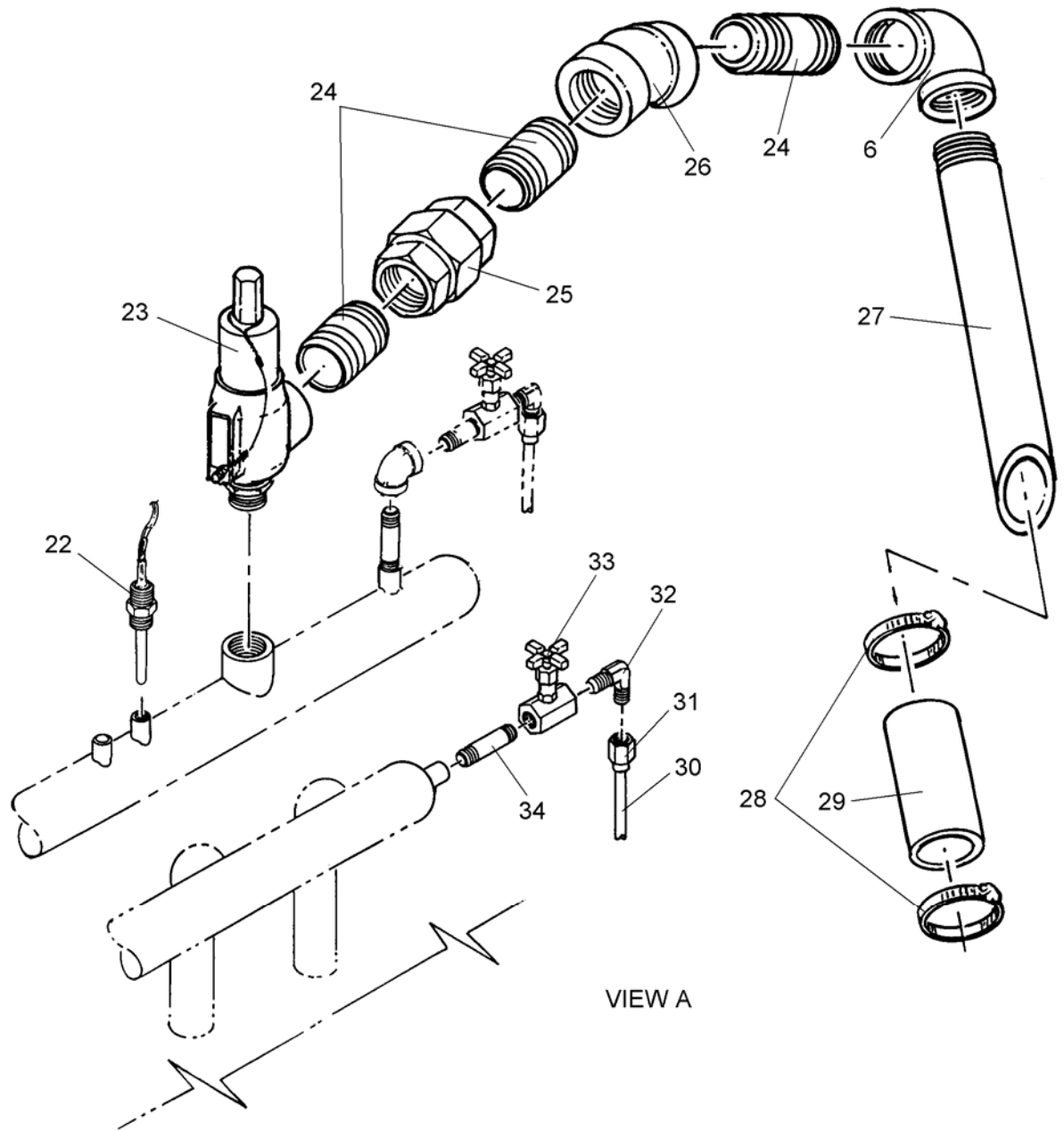


Figure 49. HEATER ASSEMBLY (Sheet 2 of 5)

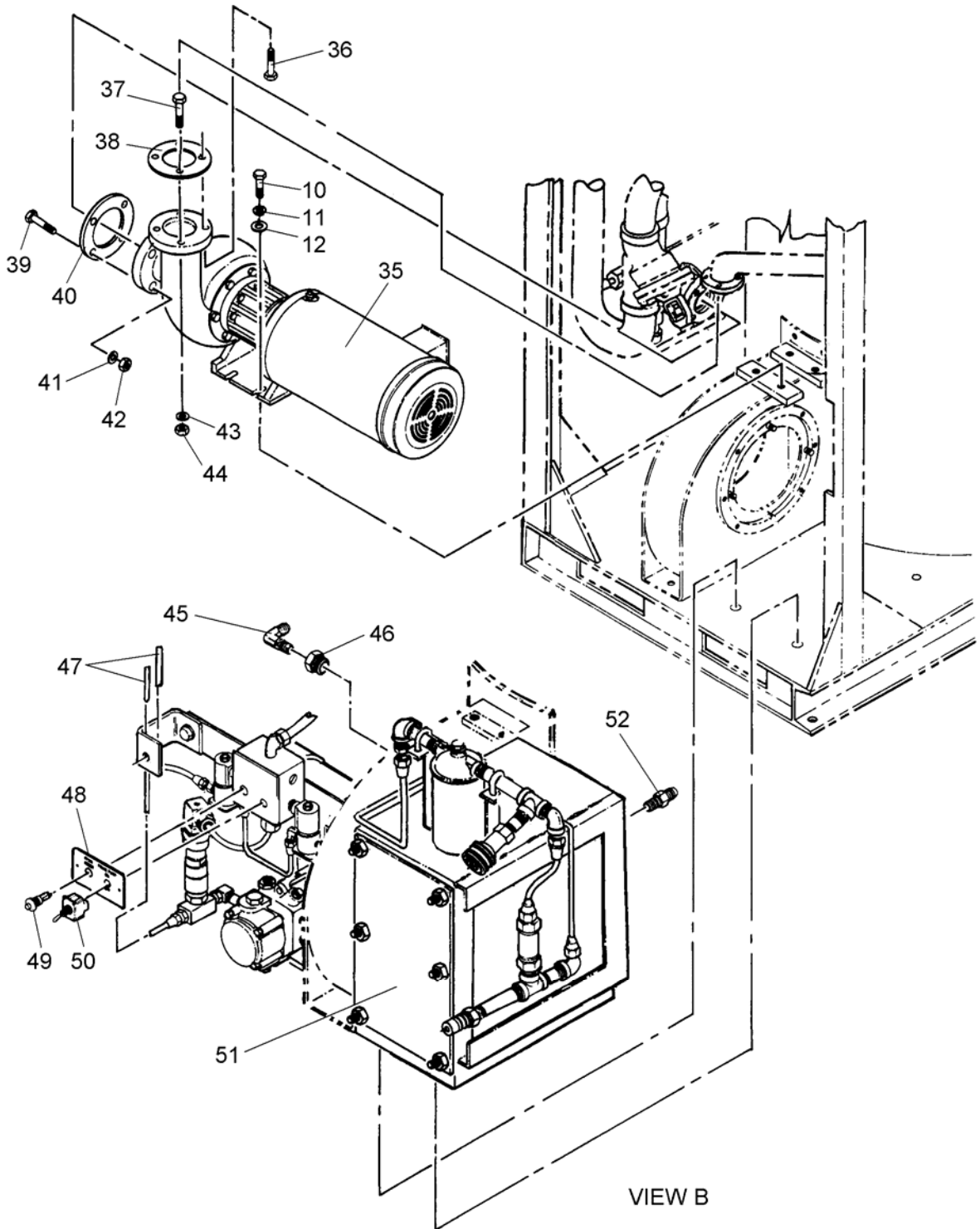


Figure 49. HEATER ASSEMBLY (Sheet 3 of 5)

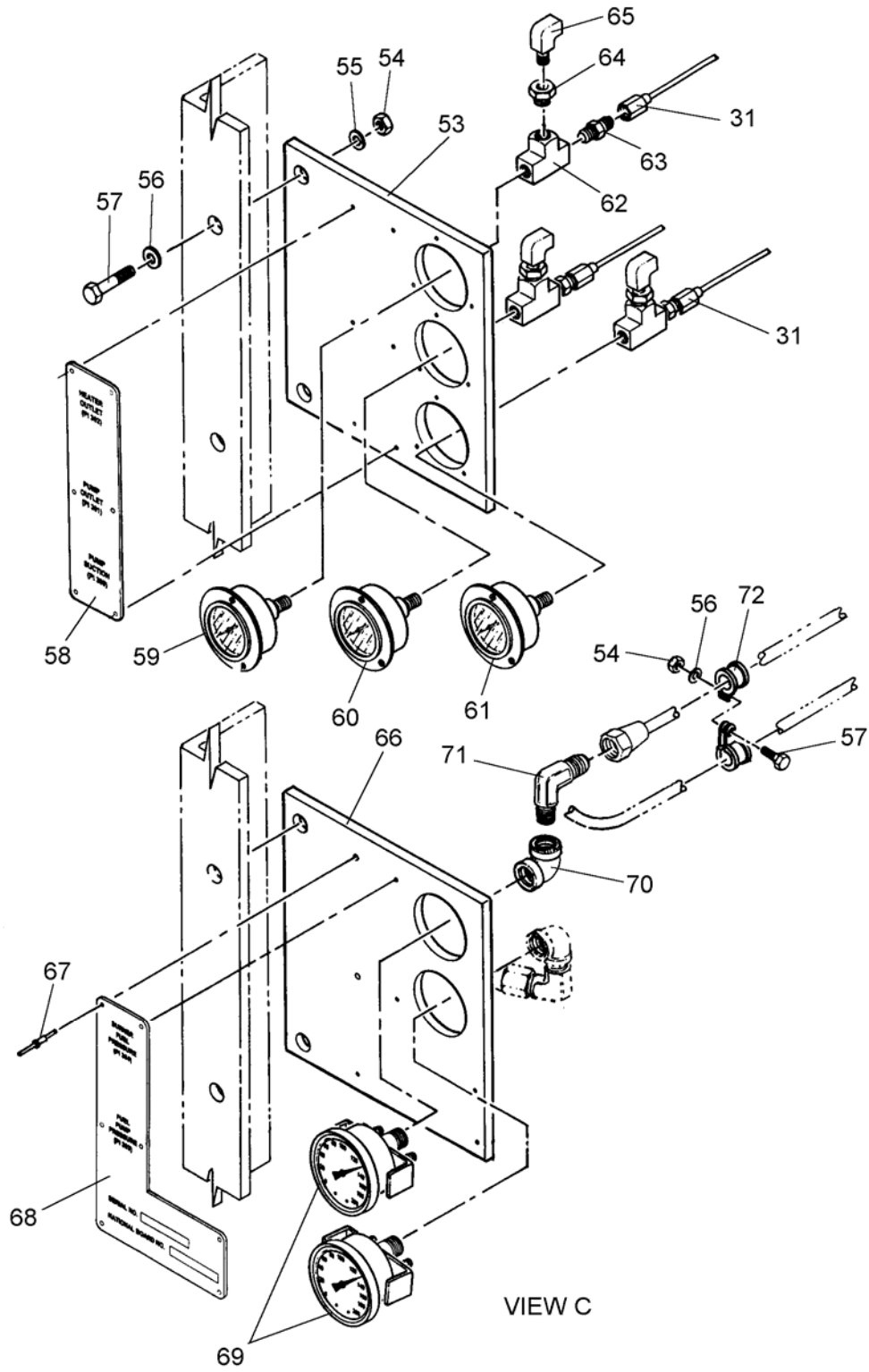


Figure 49. HEATER ASSEMBLY (Sheet 4 of 5)

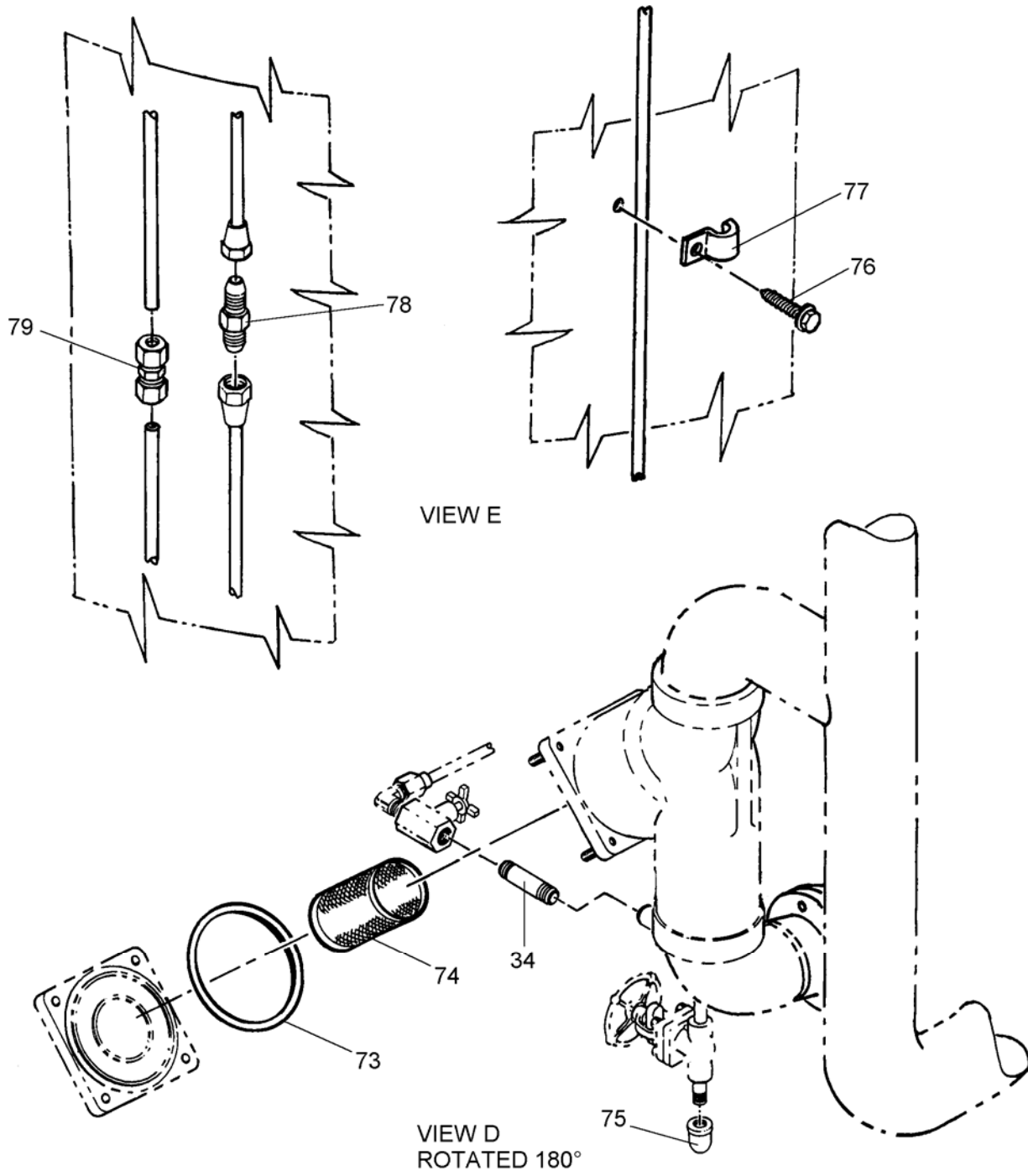


Figure 49. HEATER ASSEMBLY (Sheet 5 of 5)

(1) ITEM NO.	(2) SMR CODE	(3) NSN	(4) CAGEC	(5) PART NUMBER	(6) DESCRIPTION AND USABLE ON CODE (UOC)	(7) QTY
<b>GROUP 0108 HEATER ASSEMBLY</b>						
<b>FIG. 49 HEATER ASSEMBLY</b>						
1	XDLLL		66291	7-51-G00002	...FRAME ASSEMBLY	1
2	PAOZZ	4730-01-481-5284	4X630	863-000371	...NIPPLE,PIPE,1-1/2 NPT X 3 LG	1
3	PAFZZ	4730-01-481-5494	4X630	863-000362	...TEE,PIPE,1-1/2 NPT	1
4	PAOZZ	6680-01-481-5718	4X630	863-310923	...DIP STICK ASSY	1
5	PAFZZ	4730-01-481-8158	4X630	863-000373	...NIPPLE,PIPE,1-1/2 NPT X 10 LG	1
6	PAFZZ	4730-01-481-5487	4X630	863-000358	...ELBOW,PIPE,1-1/2 NPT	2
7	XDOZZ		39428	44615K488	...NIPPLE,PIPE,1-1/2 NPT X 6 LG	1
8	PAFZZ	5330-01-481-2397	4X630	863-310903	...GASKET,BURNER MOUNTING PLATE	1
9	PAOLL	4530-01-481-2395	4X630	863-310203	...BURNER,OIL,PRESSUREATOMIZING (REFER TO FIGURE 52 FOR BREAKDOWN)	1
10	PAFZZ	5306-00-225-8499	96906	MS90725-34	...BOLT,MACHINE,HEXAGON HEAD,5/16-18 UNC X 1 LG	8
11	PAFZZ	5310-00-407-9566	96906	MS35338-45	...WASHER,LOCK,SPLIT,5/16	8
12	PAFZZ	5310-00-081-4219	96906	MS27183-12	...WASHER,FLAT,5/16	8
13	PAOZZ	4460-01-481-7552	4X630	863-310949	...FILTER,AIR,ELECTROSTATIC,NOMI NAL 16IN X 16IN X 1IN	1
14	PAOZZ	4730-01-481-2249	4X630	863-000375	...CAP,PIPE,3/8 NPT	1
15	XDLZZ		66291	2-21-G00002	...TEE CAP,W/DRAIN	1
16	XDLZZ		66291	2-21-G00001	...TEE,INSULATED,EXHAUST	1
17	XDLZZ		66291	2-21-G00003	...STACK,ADJ LENGTH	1
18	XDLZZ		66291	2-21-G00004	...CAP,EXHAUST STACK	1
19	PAOZZ	2990-01-481-8070	4X630	863-310934	...FLANGE,EXHAUST PIPE,EXTENSION	1
20	XDLLL		66291	T40DR-0577	...DA TANK ASSEMBLY	1
21	AOOHH		66291	3-91-G00001	...CONDUIT RUNS(REFER TO FIGURE 53 FOR BREAKDOWN)	1
22	PAOZZ	6685-01-481-4943	4X630	863-310961	...THERMOCOUPLE,IMMERS,TYPE J	1
23	PAFZZ	4820-01-481-7939	4X630	863-310984	...VALVE,RELIEF,PRESSURE,100 PSI	1
24	PAFZZ	4730-01-481-5501	39428	44615K438	...NIPPLE,PIPE,1-1/2 NPT X 2 LG	3
25	PAFZZ	4730-01-481-5464	4X630	863-000402	...UNION,PIPE,1-1/2 NPT	1
26	PAFZZ	4730-01-481-5497	4X630	863-000400	...ELBOW,PIPE,45 DEG,1-1/2 NPT	1
27	PAFZZ	4730-01-481-8154	4X630	863-310915	...NIPPLE,PIPE,RELIEF VALVE VENT	1
28	PAOZZ	4730-01-506-4673	39428	54155K18	...CLAMP,HOSE,1-1/6 TO 2-1/4	2
29	PAFZZ	4720-01-506-6321	4X630	863-000257	...HOSE,NONMETALLICHI- TEMPERATURE,2 IN DIA X 4 IN LG	1
30	MOOZZ		66291	9-FT-0GUILD- 82	...TUBING,1/4 ODX 0.035 WALL,STEEL (MAKE FROM TUBING 39428/89975KT3)	1
31	PAOZZ	4730-00-011-6452	4X630	863-000329	...NUT,TUBE COUPLING,45 DEG FLARE,1/4 TUBE	6
32	PAOZZ	4730-01-481-7664	4X630	863-000377	...ELBOW ASSEMBLY,PIPE,1/4 NPT	3
33	PAOZZ	4820-01-481-8163	4X630	863-000505	...VALVE,FLOW CONTROL,1/4 NPT	3
34	PAOZZ	4730-01-481-5291	4X630	863-000367	...NIPPLE,PIPE,1/4 NPT X 1-1/2 LG	3
35	PAFLL	4320-01-481-8124	4X630	863-310914	...PUMP UNIT,CENTRIFUGAL,THERMAL FLUID	1
36	PAOZZ	5305-00-071-2071	96906	MS51095-416	...SCREW,CAP,HEXAGON HEAD,1/2-	1

(1) ITEM NO.	(2) SMR CODE	(3) NSN	(4) CAGEC	(5) PART NUMBER	(6) DESCRIPTION AND USABLE ON CODE (UOC)	(7) QTY
<b>GROUP 0108 HEATER ASSEMBLY</b>						
<b>FIG. 49 HEATER ASSEMBLY</b>						
37	PAFZZ	5305-00-716-8128	96906	MS90725-117	13 UNC X 2 LG ....SCREW,CAP,HEXAGON HEAD,1/2-	3
38	PAFZZ	5330-01-481-2396	4X630	863-310906	13 UNC X 2-1/2 LG ....GASKET,SPIRAL WOUND,1-1/2 IN,150#	1
39	PAFZZ	5305-00-724-7228	96906	MS90728-168	....SCREW,CAP,HEXAGON HEAD,5/8- 11 UNC X 3 LG	4
40	PAFZZ	5330-01-481-2247	4X630	863-310907	....GASKET,SPIRAL WOUND,2 IN,150#	1
41	PAFZZ	5310-00-820-6653	96906	MS35338-50	....WASHER,LOCK,SPLIT,5/8	4
42	PAFZZ	5310-00-915-4891	96906	MS51967-21	....NUT,PLAIN,HEXAGONHEAD,5/8-11 UNC	4
43	PAFZZ	5310-00-003-4094	96906	MS35338-48	....WASHER,LOCK,SPLIT,1/2	4
44	PAFZZ	5310-00-768-0318	96906	MS51967-14	....NUT,PLAIN,HEXAGONHEAD,1/2-13 UNC	4
45	PAOZZ	4730-00-287-1766	93061	169C-4-2	....ELBOW,PIPE TO TUBE,COMPRESSION,1/8 NPT X 1/4 TUBE	1
46	PAOZZ	4730-01-481-8183	4X630	863-000364	....BUSHING,PIPE,1/4 NPT X 1/8 NPT	1
47	MOOZZ		66291	9-FT-0GUILD- 35	....TUBING,1/4 OD,COPPER (MAKE FROM 0MBZ9/ 1/4 DRYSEAL TUBE)	1
48	PAOZZ	9905-01-481-9814	4X630	863-310942	....PLATE,INSTRUCTION,PRIME PUMP ON/OFF	1
49	PAOZZ	5930-01-481-6717	4X630	863-510921	....SWITCH,PUSHBUTTON	1
50	PAOZZ	5930-01-481-6716	4X630	863-310960	....SWITCH,TOGGLE,MOMENTARY	1
51	ALLLL		66291	7-64-G00001	....VALVES & FILTER ASSEMBLY (REFER TO FIGURE 50 FOR BREAKDOWN)	1
52	PAOZZ	4730-01-424-7282	39428	51875K61	....ADAPTER,STRAIGHT,PIPE,1/8 NPT X 1/4 TUBE	1
53	XDLZZ		66291	5-10-G00002	....PLATE,GAUGE MTG	1
54	PAOZZ	5310-00-761-6882	96906	MS51967-2	....NUT,PLAIN,HEXAGONHEAD,1/4-20 UNC	7
55	PAOZZ	5310-00-582-5965	96906	MS35338-44	....WASHER,LOCK,SPLIT,1/4	4
56	PAOZZ	5310-00-809-4058	96906	MS27183-10	....WASHER,FLAT,1/4	8
57	PAOZZ	5305-00-225-3839	96906	MS90725-8	....SCREW,CAP,HEXAGON HEAD,1/4- 20 UNC X 1 LG	7
58	PAOZZ	9905-01-506-2722	4X630	863-000258	....PLATE,INSTRUCTIONTHERMAL FLUID PRESSURE GAUGES	1
59	PAOZZ	6685-01-481-5522	4X630	863-310969	....GAGE,PRESSURE,DIAL,PANEL MOUNTING,0-100 PSI, 2-1/2 DIA	1
60	PAOZZ	6685-01-481-5349	4X630	863-310970	....GAGE,PRESSURE,DIAL,PANEL MOUNTING,0-200 PSI, 2-1/2 DIA	1
61	PAOZZ	6685-01-493-6046	4X630	863-310968	....GAGE,PRESSURE,DIAL,PANEL MOUNTING,VAC TO 30 PSI, 2-1/2 DIA	1
62	PAOZZ	4730-01-481-5481	4X630	863-000423	....TEE,PIPE,1/4 NPT	3
63	PAOZZ	4730-01-493-4448	4X630	863-000785	....FITTING,STRAIGHT,1/4NPT X 1/4 TUBE	3



(1) ITEM NO.	(2) SMR CODE	(3) NSN	(4) CAGEC	(5) PART NUMBER	(6) DESCRIPTION AND USABLE ON CODE (UOC)	(7) QTY
<b>GROUP 0108 HEATER ASSEMBLY</b>						
<b>FIG. 49 HEATER ASSEMBLY</b>						
64	PAOZZ	4730-01-446-3253	54939	209P-4-2	....BUSHING,PIPE,1/4 NPT X 1/8 NPT	3
65	PAOZZ	4730-01-465-7188	39428	50785K41	....ELBOW,PIPE,STREET,1/8 NPT	5
66	XDLZZ		66291	5-21-G00102	....PLATE,GAUGE MTG	1
67	PAOZZ	5320-01-476-0343	39428	97525A425	....RIVET,BLIND,DOME HD,1/8 DIA X 1/4 GRIP	13
68	PAOZZ	9905-01-506-2755	4X630	863-000265	....PLATE,INSTRUCTION,FUEL PRESSURE GAUGES	1
69	PAOZZ	6685-01-506-5546	4X630	863-000336	....GAGE,PRESSURE,DIAL,0-200 PSI, 2-1/2 DIA	2
70	PAOZZ	4730-01-506-4399	39428	4429K169	....ELBOW,PIPE,1/8 NPT	2
71	PAOZZ	4730-01-493-4465	4X630	863-000786	....ADAPTER,STRAIGHT,PIPE TO TUBE 1/4 NPT X 1/4 TUBE,ELBOW,90 DEGREES	2
72	PAOZZ	9575-01-460-8986	39428	3225T22	....CLAMP,LOOP,1/4	6
73	PAOZZ	5330-01-481-2252	4X630	863-310905	....GASKET,STRAINER	1
74	PAOZZ	4730-01-481-8161	4X630	863-310962	....STRAINER,SEDIMENT,60 MESH	1
75	PAOZZ	4730-01-481-2250	4X630	863-000401	....CAP,PIPE,3/4 NPT	1
76	PAOZZ	5305-01-481-3291	4X630	863-000573	....SCREW,SELF-DRILLING,#10 X 3/4 LG	14
77	PAOZZ	5340-01-481-3312	4X630	863-000663	....STRAP,RETAINING,CONDUIT,1/4	24
78	PAOZZ	4730-00-277-6988	93061	42F-4	....UNION,TUBE FLARE,1/4	3
79	PAOZZ	4730-00-278-8717	93061	62C-4	....NIPPLE,TUBEUNION,COMPRESSIO N,1/4 TUBE	1

END OF FIGURE



REPAIR PARTS AND SPECIAL TOOL LIST (RPSTL)  
 LAUNDRY ADVANCED SYSTEM (LADS)  
 NSN: 3510-01-463-0114  
 HEATER ASSEMBLY  
 REPAIR PARTS LIST

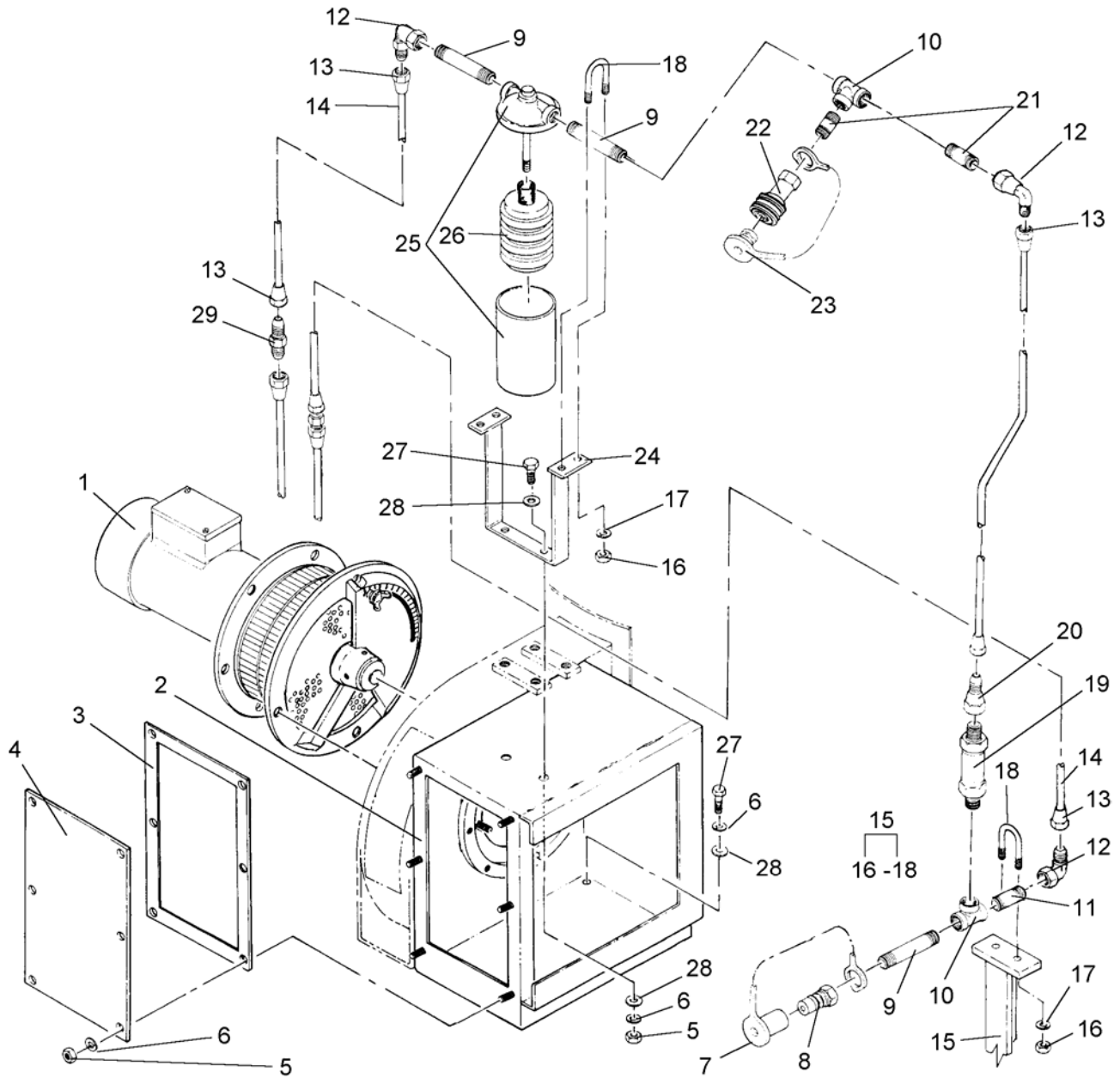


Figure 50. Valves & Filter Assembly (Sheet 1 of 2)

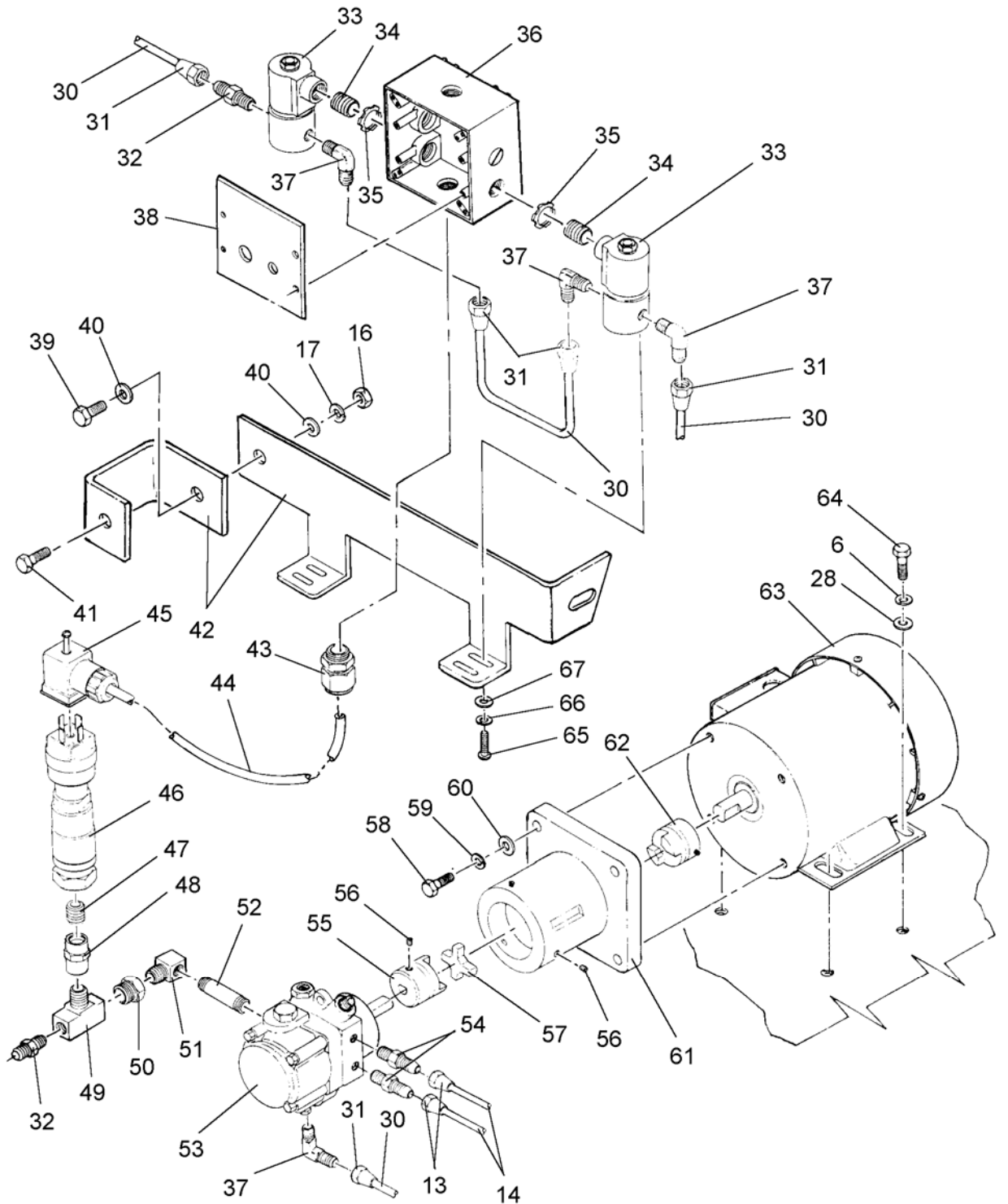


Figure 50. Valves & Filter Assembly (Sheet 2 of 2)

(1) ITEM NO.	(2) SMR CODE	(3) NSN	(4) CAGEC	(5) PART NUMBER	(6) DESCRIPTION AND USABLE ON CODE (UOC)	(7) QTY
<b>GROUP 0108 HEATER ASSEMBLY</b>						
<b>FIG. 50 VALVES &amp; FILTER ASSEMBLY</b>						
1	AOOLL		66291	3-91-G00002	.....POWER TRAIN ASSY(REFER TO FIGURE 51 FOR BREAKDOWN)	1
2	XDLLL		66291	5-21-G00005	.....BOX ASSY,AIR FILTER	1
3	PAOZZ	5330-01-481-3187	4X630	863-310902	.....GASKET,ACCESS PLATE	1
4	XDOZZ		66291	5-21-G00005-3	.....PLATE,ACCESS,BOX	1
5	PAOZZ	5310-00-880-7744	96906	MS51967-5	.....NUT,PLAIN,HEXAGONHEAD,5/16- 18 UNC	6
6	PAOZZ	5310-00-407-9566	96906	MS35338-45	.....WASHER,LOCK,SPLIT,5/16	13
7	PAOZZ	5340-01-481-2254	4X630	863-000674	.....CAP SET,PROTECTIVE,,DUST	1
8	PAOZZ	4730-01-481-6852	4X630	863-000405	.....PLUG,TUBE FITTING,T,QUICK CONNECT,PLUG,3/8	1
9	PAOZZ	4730-00-196-1983	39428	4568K155	.....NIPPLE,PIPE,3/8 NPT X 3 LG	3
10	PAOZZ	4730-01-481-5886	4X630	863-000341	.....TEE,PIPE,3/8 NPT	2
11	PAOZZ	4730-01-367-7433	39428	4568K153	.....NIPPLE,PIPE,3/8 NPT X 2 LG	1
12	PAOZZ	4730-00-813-2392	93061	150F-6-6	.....ELBOW,PIPE TO TUBE,3/8 FNPT X 3/8 FLARE	3
13	PAOZZ	4730-00-902-8990	93061	41FS-6	.....NUT,TUBE COUPLING,45 DEG FLARE,3/8 TUBE	10
14	MOOZZ		66291	7-64-G00001- 19	.....TUBING,3/8 OD,COPPER (MAKE FROM 0MBZ9/ 3/8 DRYSEAL TUBE)	1
15	XDLZZ		66291	5-10-G00003	.....SUPPORT ASSY,PIPE	1
16	PAOZZ	5310-00-582-5965	96906	MS35338-44	.....WASHER,LOCK,SPLIT,1/4	14
17	PAOZZ	5310-00-761-6882	96906	MS51967-2	.....NUT,PLAIN,HEXAGONHEAD,1/4-20 UNC	14
18	PAOZZ	5306-00-308-1392	39428	3043T11	.....BOLT,U,1/4-20 X 3/8 PIPE	4
19	PAOZZ	4820-01-481-7941	4X630	863-310957	.....CARTRIDGE,CHECK VALVE	1
20	PAOZZ	4730-00-289-0368	93061	46F-6-6	.....ADAPTER,STRAIGHT,PIPE,3/8 FNPT X 3/8 FLARE	1
21	PAOZZ	4730-01-506-4624	39428	4568K152	.....NIPPLE,PIPE,3/8 NPT X 1-1/2 LG	2
22	PAOZZ	4730-01-481-6854	4X630	863-000675	.....COUPLING ASSEMBLY,QUICK- CONNECT,SOCKET,3/8IN	1
23	PAOZZ	5340-01-481-7575	4X630	863-000676	.....CAP,PROTECTIVE,DUST	1
24	XDOZZ		66291	5-10-G00010	.....BRACKET,OIL FILTER MOUNT	1
25	PAOOO	4130-01-003-3345	4X630	863-310954	.....FILTER,FLUIDFILTER,OIL	1
26	PAOZZ	4330-00-844-0413	4X630	863-310955	.....FILTER ELEMENT,FLUID	1
27	PAOZZ	5306-00-225-8499	96906	MS90725-34	.....BOLT,MACHINE,HEXAGON HEAD,5/16-18 UNC X 1 LG	4
28	PAOZZ	5310-00-081-4219	96906	MS27183-12	.....WASHER,FLAT,5/16	7
29	PAOZZ	4730-00-949-8694	93061	42F-6	.....NIPPLE,TUBEFLARE,3/8	2
30	MOOZZ		66291	7-64-G00001- 18	.....TUBING,1/4 OD,COPPER (MAKE FROM 0MBZ9/ 1/4 DRYSEAL TUBE)	1
31	PAOZZ	4730-00-011-6452	4X630	863-000329	.....NUT,TUBE COUPLING,45 DEG FLARE,1/4 TUBE	6
32	PAOZZ	4730-00-266-0533	93061	48F-4-4	.....CONECTOR,MALE,1/4NPT X 1/4 TUBE	2
33	PAOZZ	4810-01-481-5421	4X630	863-310973	.....VALVE,SOLENOID	2
34	PAOZZ	4730-01-481-6064	4X630	863-000705	.....NIPPLE,BOSS,1/2 IMC X CLOSE	2

(1) ITEM NO.	(2) SMR CODE	(3) NSN	(4) CAGEC	(5) PART NUMBER	(6) DESCRIPTION AND USABLE ON CODE (UOC)	(7) QTY
<b>GROUP 0108 HEATER ASSEMBLY</b>						
<b>FIG. 50 VALVES &amp; FILTER ASSEMBLY</b>						
35	PAOZZ	4730-01-481-5398	4X630	863-000642	.....LOCKNUT,TUBE	2
36	PAOZZ	5975-01-481-5123	4X630	863-000500	FITTING,CONDUIT,SEALING,1/2 .....CONDUIT OUTLET,ELECTRICAL BOX	1
37	PAOZZ	4730-00-277-9177	93061	149F-4-4	.....ELBOW,PIPE TO TUBE,1/4 NPT X 1/4 TUBE	4
38	PAOZZ	5975-01-335-9194	56501	SP411-G	.....PLATE,WALL,ELECTRICAL	1
39	PAOZZ	5305-00-068-0502	96906	MS90725-6	.....SCREW,CAP,HEXAGON HEAD,1/4- 20 UNC X 3/4 LG	3
40	PAOZZ	5310-00-809-4058	96906	MS27183-10	.....WASHER,FLAT,1/4	4
41	PAOZZ	5305-00-225-3839	96906	MS90725-8	.....SCREW,CAP,HEXAGON HEAD,1/4- 20 UNC X 1 LG	1
42	XDOZZ		66291	5-21-G00101	.....BRACKET,OIL VALVE MOUNTING	1
43	PAOZZ	4730-01-481-8114	39428	69915K53	.....ADAPTER,STRAIGHT,PIPE,STRAIN RELIEF,1/2 NPT X 3/8 CORD	1
44	MOOZZ		66291	7-64-G00001-7	.....CORD,14 AWG,3 COND,SOW (MAKE FROM CORD 7X667/SOW143)	1
45	PAOZZ	5935-01-506-0774	H5479	932-109-100	.....CONNECTOR,PLUG,ELECTRICAL	1
46	PAOZZ	5930-01-506-0788	4X630	863-000266	.....SWITCH,PRESSURE,FUEL	1
47	PAOZZ	4730-00-222-1837	39428	4568K131	.....NIPPLE,PIPE,1/4 NPT X CLOSE	1
48	PAOZZ	4730-00-277-5736	93061	207P-4	...COUPLING,PIPE,1/4 NPT	1
49	PAOZZ	4730-00-088-8666	93061	2224P-4	.....TEE,PIPE,MALE BRANCH,1/4 NPT	1
50	PAOZZ	4730-01-446-3253	93061	209P-4-2	.....BUSHING,PIPE,1/4 NPT X 1/8 NPT	1
51	PAOZZ	4730-01-465-7188	39428	50785K41	.....ELBOW,PIPE,STREET,1/8 NPT	1
52	PAOZZ	4730-00-193-2707	93061	215PNL-2-15	.....NIPPLE,PIPE,1/8 NPT X 1-1/2 IN LG	1
53	PAOZZ	4320-01-481-8168	4X630	863-310985	.....PUMP,ROTARY,FUEL	1
54	PAOZZ	4730-00-266-0538	96906	MS35869-23	.....ADAPTER,STRAIGHT,PIPE,1/4 NPT X 3/8 TUBE	2
55	PAOZZ	3010-01-459-2147	4X630	863-310965	.....COUPLING,SHAFT,FLEXIBLE,5/16 BORE	1
56	PAOZZ	5305-01-481-3210	4X630	863-000575	.....SETSCREW,CUP POINT,1/4-20 UNC X 5/16 LG	6
57	PAOZZ	3010-01-389-6410	4X630	863-310953	.....INSERT,FLEXIBLE COUPLING	1
58	PAOZZ	5305-01-325-8387	96906	MS90725-64	.....SCREW,CAP,HEXAGON HEAD,3/8- 16 UNC X 1-1/2 LG	4
59	PAOZZ	5310-00-637-9541	96906	MS35338-46	.....WASHER,LOCK,SPLIT,3/8	4
60	PAOZZ	5310-00-080-6004	96906	MS27183-14	.....WASHER,FLAT,3/8	4
61	XDOZZ		66291	5-21-G00100	.....HOUSING,PUMP	1
62	PAOZZ	3010-01-506-5508	4X630	863-000268	.....COUPLING,SHAFT,FLEXIBLE,5/8 BORE	1
63	PAOZZ	6105-01-506-5260	4X630	863-000271	.....MOTOR,ALTERNATING CURRENT,1/2HP,TEFC,3450 RPM,3PH	1
64	PAOZZ	5306-00-226-4825	96906	MS90725-32	.....BOLT,MACHINE,HEXAGON HEAD,5/16-18 UNC X 3/4 LG	3
65	PAOZZ	5305-01-481-1829	4X630	863-000593	.....SCREW,CAP,HEXAGON HEAD,#10- 32 X 1/2 LG	4
66	PAOZZ	5310-00-045-3296	96906	MS35338-43	.....WASHER,LOCK,SPLIT,#10	4
67	PAOZZ	5310-00-809-8546	96906	MS27183-8	.....WASHER,FLAT,#10	4
END OF FIGURE						



REPAIR PARTS AND SPECIAL TOOL LIST (RPSTL)  
 LAUNDRY ADVANCED SYSTEM (LADS)  
 NSN: 3510-01-463-0114  
 HEATER ASSEMBLY  
 REPAIR PARTS LIST

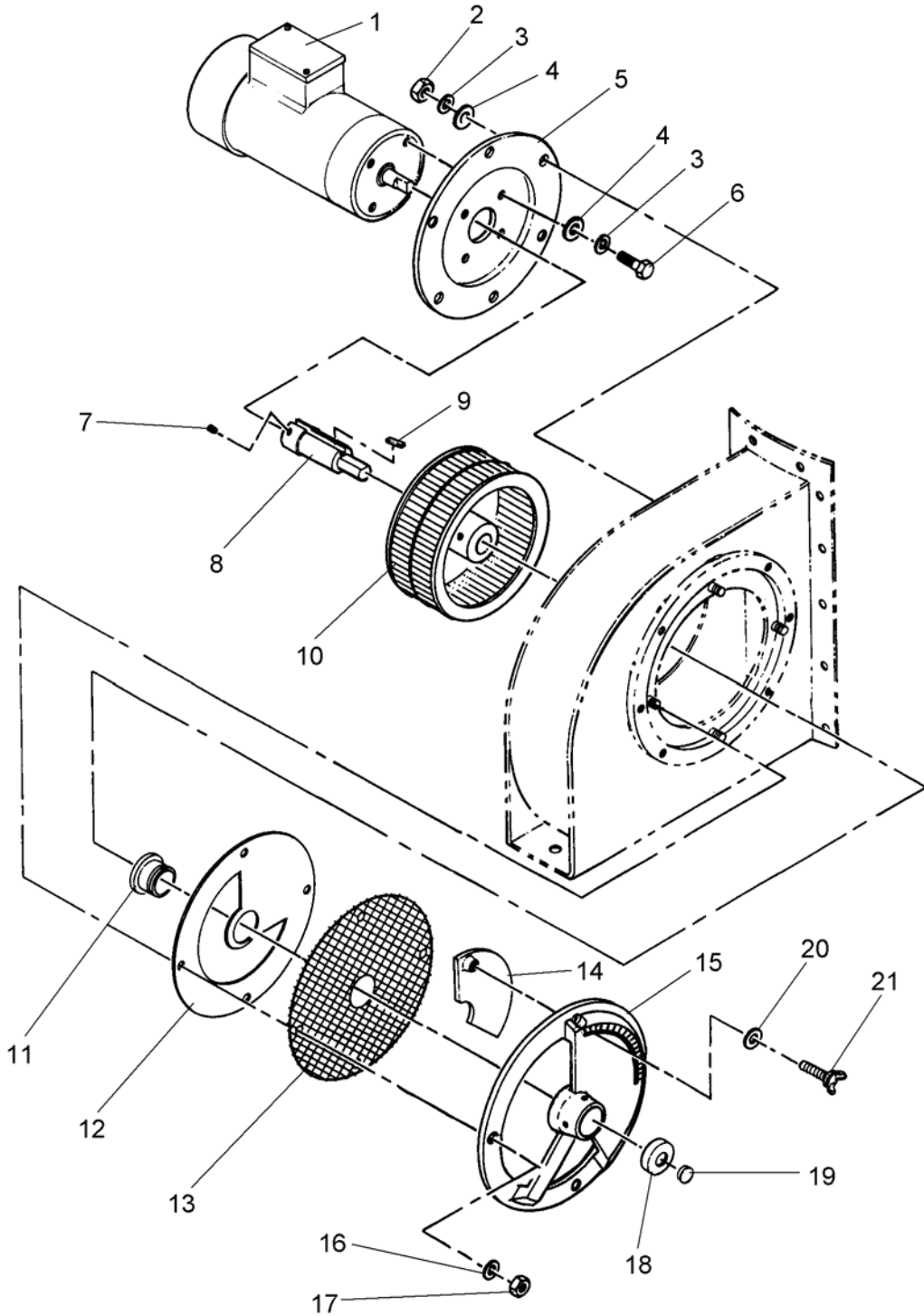


Figure 51. Power Train Assembly



(1) ITEM NO.	(2) SMR CODE	(3) NSN	(4) CAGEC	(5) PART NUMBER	(6) DESCRIPTION AND USABLE ON CODE (UOC)	(7) QTY
<b>GROUP 0108 HEATER ASSEMBLY</b>						
<b>FIG. 51 POWER TRAIN ASSEMBLY</b>						
1	PAOZZ	6105-01-481-7355	4X630	863-310917	.....MOTOR,ALTERNATING CURRENT,3HP,TEFC,3450 RPM,3PH	1
2	PAOZZ	5310-00-732-0558	96906	MS51967-8	.....NUT,PLAIN,HEXAGONHEAD,3/8-16 UNC	6
3	PAOZZ	5310-00-637-9541	96906	MS35338-46	.....WASHER,LOCK,SPLIT,3/8	10
4	PAOZZ	5310-00-080-6004	96906	MS27183-14	.....WASHER,FLAT,3/8	10
5	XDLZZ		66291	2-21-G00005	.....PLATE,MTG,MOTOR	1
6	PAOZZ	5305-00-269-3211	80205	MS90725-60	.....SCREW,CAP,HEXAGON HEAD,3/8- 16 UNC X 1 LG	4
7	PAOZZ	5305-01-481-3210	4X630	863-000575	.....SETSCREW,CUP POINT,1/4-20 UNC X 5/16 LG	8
8	PAOZZ	3040-01-481-3395	4X630	863-310929	.....SHAFT ASSEMBLY,STRAIGHT,FAN MOTOR	1
9	PAOZZ	5315-01-481-3188	4X630	863-000446	.....KEY,MACHINE,1/4 X 1-5/8 LG	1
10	PAOZZ	4140-01-481-3374	4X630	863-310975	.....FAN,CENTRIFUGAL,10-5/8 X 4 X 1- 1/8,CW ROT,1/4 X 1/8 KEY	1
11	PAOZZ	5325-01-481-3381	4X630	863-310909	.....RING,RETAINING	1
12	XDOZZ		66291	5-10-G00015	.....PLATE,AIR GATEWIRE SCREEN SUPPORT & ORIFICE	1
13	PAOZZ	5335-01-481-3186	4X630	863-310930	.....WIRE FABRIC,SCREEN,AIR GATE	1
14	XDOZZ		66291	5-20-000069	.....AIR DAMPER,MACHINED	1
15	XDOZZ		66291	5-10-G00018	.....AIR GATE ASSEMBLYAIR GATE ASSEMBLY	1
16	PAOZZ	5310-00-582-5965	96906	MS35338-44	.....WASHER,LOCK,SPLIT,1/4	4
17	PAOZZ	5310-00-761-6882	96906	MS51967-2	.....NUT,PLAIN,HEXAGONHEAD,1/4-20 UNC	4
18	XD0ZZ		66291	2-21-000012	.....COVER,LIP PROBE	1
19	PAOZZ	5340-01-120-7315	28520	2643	.....BUTTON,PLUG,1/2 DIA	1
20	PAOZZ	5310-01-274-3255	96906	MS27183-52	.....WASHER,FLAT,5/16	1
21	PAOZZ	5305-01-482-1137	4X630	863-000578	.....THUMBSCREW,WING HEAD,1/4-20 UNC X 1-1/2 LG	1

END OF FIGURE





REPAIR PARTS AND SPECIAL TOOL LIST (RPSTL)  
 LAUNDRY ADVANCED SYSTEM (LADS)  
 NSN: 3510-01-463-0114  
 HEATER ASSEMBLY  
 REPAIR PARTS LIST

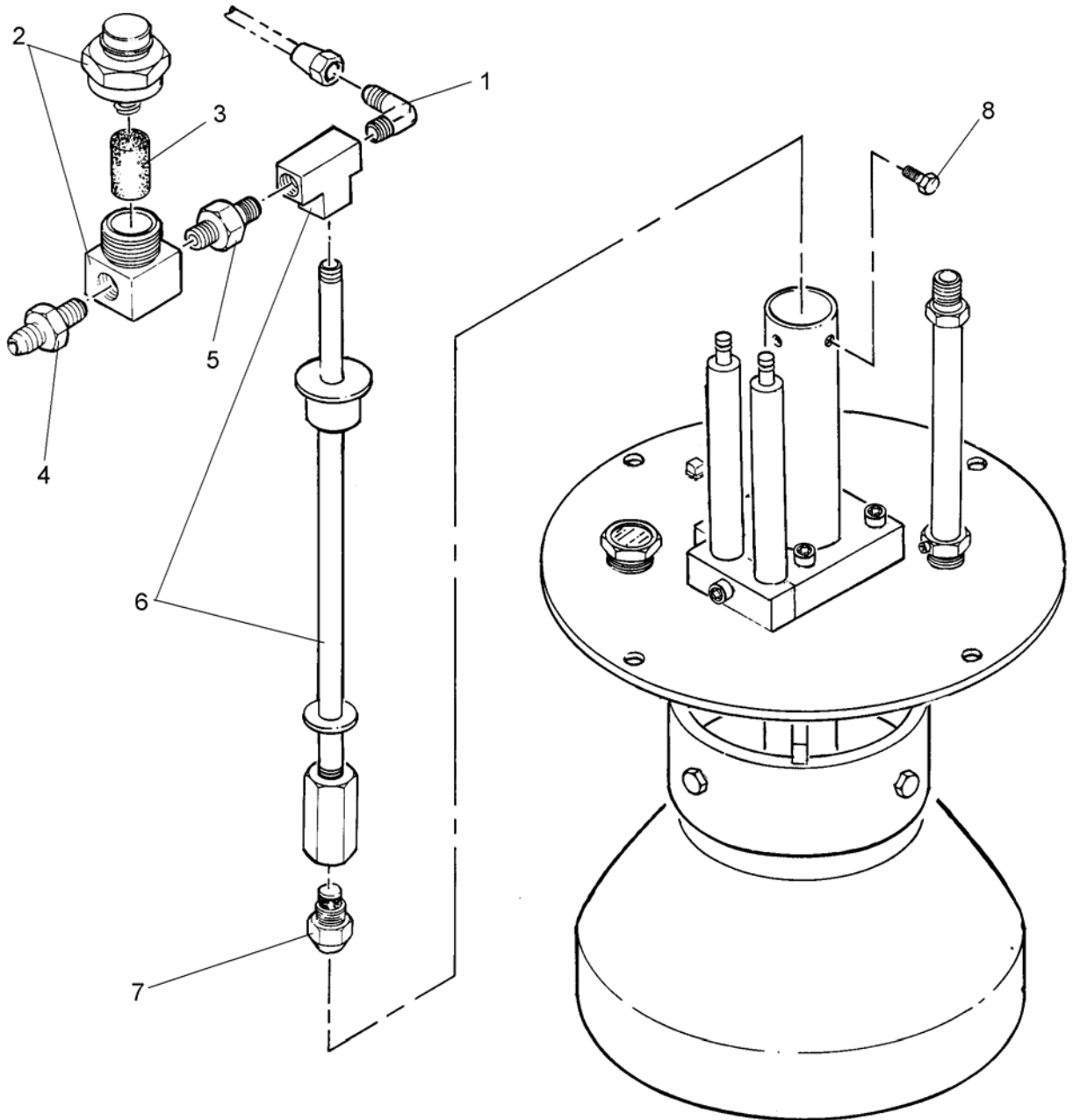


Figure 52. Burner, Oil, Pressure

(1) ITEM NO.	(2) SMR CODE	(3) NSN	(4) CAGEC	(5) PART NUMBER	(6) DESCRIPTION AND USABLE ON CODE (UOC)	(7) QTY
					GROUP 0108 HEATER ASSEMBLY	
					FIG. 52 BURNER, OIL, PRESSURE	
1	PAOZZ	4730-00-277-9177	93061	149F-4-4	.....ELBOW,PIPE TO TUBE,1/4 NPT X 1/4 TUBE	1
2	PAOOO	4330-01-506-5453	4X630	863-000274	.....FILTER,FLUID,IN-LINE,10 MICRON	1
3	PAOZZ	4330-01-506-5497	4X630	863-000275	.....FILTER ELEMENT,FLUID	1
4	PAOZZ	4730-01-093-2564	93061	46F-4-6	.....ADAPTER,STRAIGHT,PIPE,3/8 FNPT X 1/4 FLARE	1
5	PAOZZ	4730-00-200-0257	93061	222P-6-4	.....REDUCER,PIPE,3/8 FNPT X 1/4 MNPT	1
6	XDO00		66291	5-30-G04272	.....OIL TUBE ASSEMBLY	1
7	PAOZZ	2915-01-506-5248	4X630	863-000276	.....NOZZLE,FUEL INJECTION,60 DEGREE,12 GPH	1
8	PAOZZ	5305-00-068-0500	96906	MS90725-3	.....SCREW,CAP,HEXAGON HEAD,1/4- 20 UNC X 1/2 LG	1
					END OF FIGURE	





REPAIR PARTS AND SPECIAL TOOL LIST (RPSTL)  
LAUNDRY ADVANCED SYSTEM (LADS)  
NSN: 3510-01-463-0114  
HEATER ASSEMBLY  
REPAIR PARTS LIST

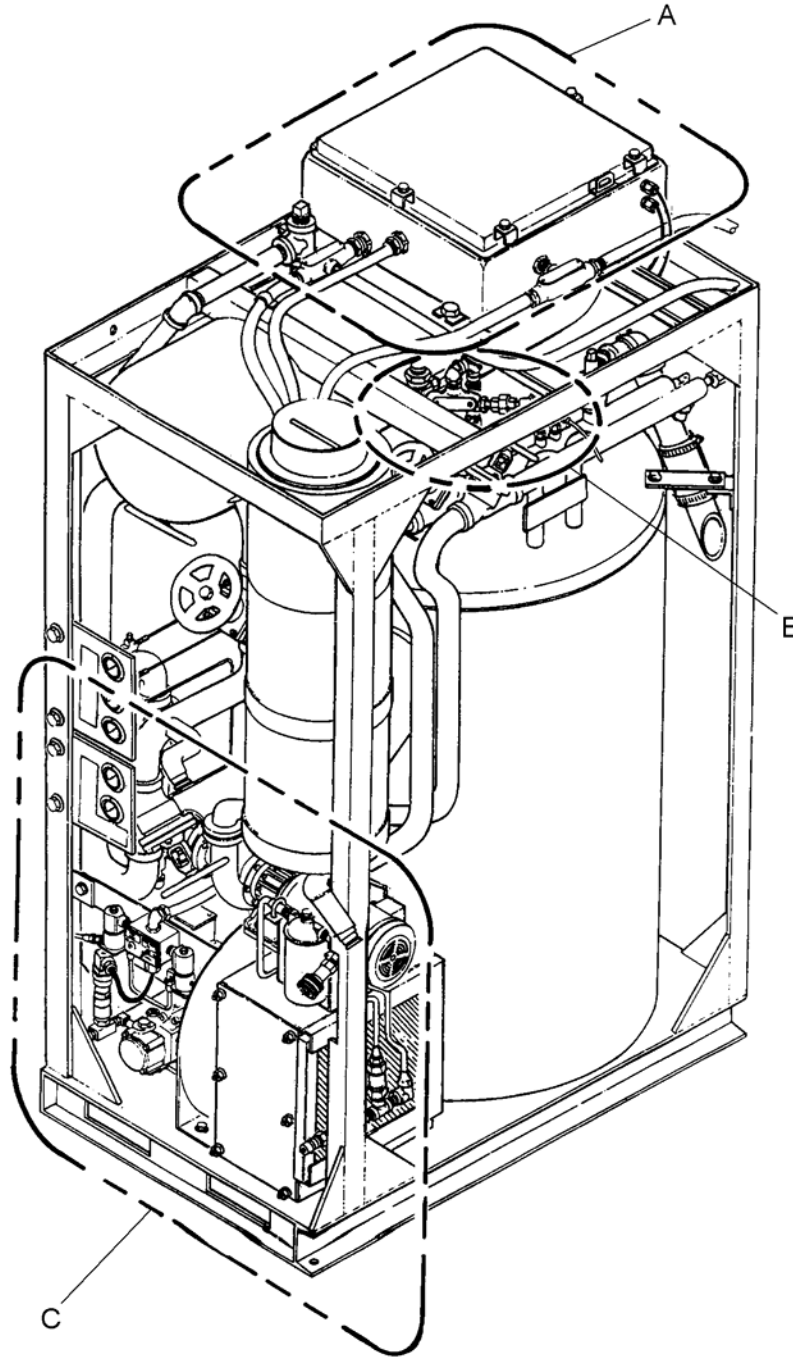


Figure 53. Conduit Runs (Sheet 1 of 3)



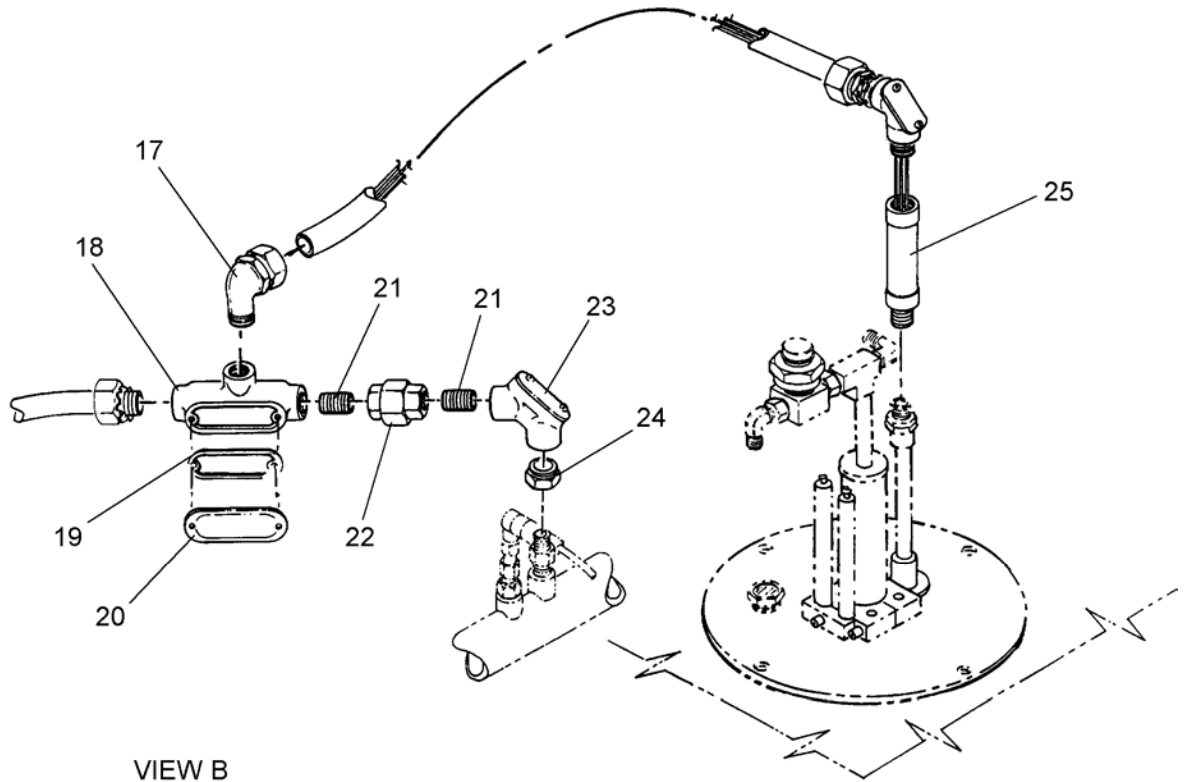
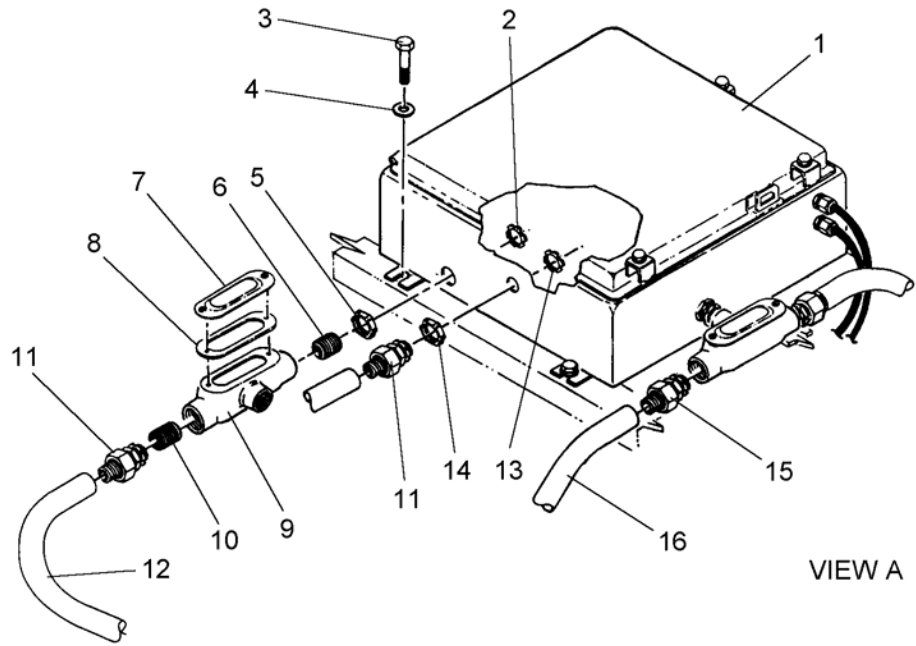
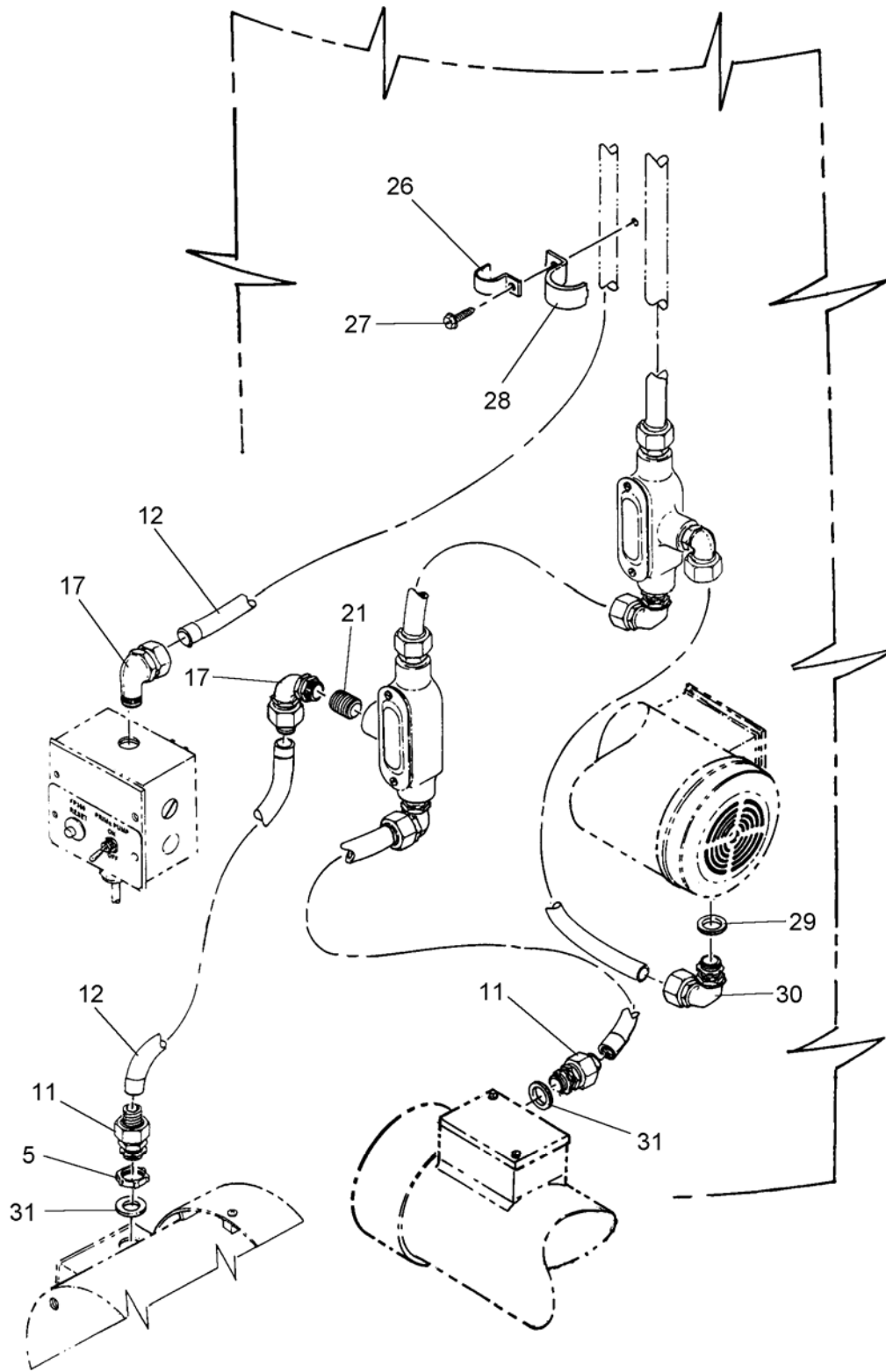


Figure 53. Conduit Runs (Sheet 2 of 3)



VIEW C

Figure 53. Conduit Runs (Sheet 3 of 3)

(1) ITEM NO.	(2) SMR CODE	(3) NSN	(4) CAGEC	(5) PART NUMBER	(6) DESCRIPTION AND USABLE ON CODE (UOC)	(7) QTY
<b>GROUP 0108 HEATER ASSEMBLY</b>						
<b>FIG. 53 CONDUIT RUNS</b>						
1	AFFHH		66291	7-53-G00001	.....ENCLOSURE,HEATER(REFER TO FIGURE 55 FOR BREAKDOWN)	1
2	PAOZZ	5975-00-642-7261	03743	BL-75	.....LOCKNUT,ELECTRICAL,CONDUIT,3/ 4	3
3	PAOZZ	5305-00-269-3211	80205	MS90725-60	.....SCREW,CAP,HEXAGON HEAD,3/8- 16 UNC X 1 LG	4
4	PAOZZ	5310-00-080-6004	96906	MS27183-14	.....WASHER,FLAT,3/8	4
5	PAOZZ	5975-01-132-0223	57797	BLSG-75	.....LOCKNUT,ELECTRICALCONDUIT,S EALING,3/4	4
6	PAOZZ	5975-01-493-8975	4X630	863-000706	.....NIPPLE,ELECTRCIAL CONDUIT,3/4 X CLOSE	2
7	PAOZZ	5975-00-953-8813	03743	K-75	.....COVER,CONDUIT OUTLET,STAMPED,BLANK,3/4	4
8	PAOZZ	5330-01-202-7609	03743	GK75-N	.....GASKET,SOLID,3/4	4
9	PAOZZ	5975-01-398-2690	57797	T75-M	.....CONDUIT OUTLETBODY,3/4	4
10	PAOZZ	5975-00-242-4234	03743	RB75-50	.....ADAPTER,ELECTRICAL,REDUCING, 3/4 X 1/2	3
11	PAOZZ	5975-00-578-3666	03743	ST-50	.....BOX CONNECTOR,ELECTRICAL,LIQUID- TIGHT,1/2	7
12	MOOZZ		66291	3-91-G00001- 19	.....CONDUIT,METAL,FLEXIBLE,LIQUID- TIGHT,1/2 (MAKE FROM CONDUIT 09641/LTCEF05	1
13	PAOZZ	5975-00-152-1075	03743	BL-50	.....LOCKNUT,ELECTRICAL,CONDUIT,1/ 2	3
14	PAOZZ	4730-01-481-5398	4X630	863-000642	.....LOCKNUT,TUBE FITTING,CONDUIT,SEALING,1/2	1
15	PAOZZ	5975-00-556-0412	03743	ST-75	.....BOX CONNECTOR,ELECTRICAL,LIQUID- TIGHT,3/4	7
16	MOOZZ		66291	3-91-G00001- 20	.....CONDUIT,FLEXIBLE,LIQUID- TIGHT,3/4 (MAKE FROM CONDUIT 09641/LTCEF075GY	1
17	PAOZZ	5975-00-578-3643	03743	ST-9050	.....BOX CONNECTOR,ELECTCONNECTOR,90 DEG,LIQUID-TIGHT,1/2	2
18	PAOZZ	5975-01-468-6319	4X630	863-000803	.....TEE,ELECTRICAL CONDUIT,1/2	1
19	PAOZZ	5330-01-202-7608	03743	GK50-N	.....GASKET,SOLID,1/2	1
20	PAOZZ	5975-00-159-0969	03743	K-50	.....COVER,CONDUIT OUTLET,STAMPED,BLANK,1/2	1
21	PAOZZ	4730-00-196-1504	39428	4549K572	.....NIPPLE,PIPE,1/2 NPT X 1-1/2 LG	3
22	PAOZZ	4730-01-481-5508	4X630	863-000403	.....UNION,PIPE,1/2 NPT	1
23	PAOZZ	5975-00-962-7015	03743	FFL-50	.....ELBOW,ELECTRICAL CONDUIT,PULLING,1/2	1
24	PAOZZ	5975-00-681-4066	4X630	863-000775	.....ADAPTER,ELECTRICAL,REDUCING, 1/2 X 3/8	1
25	PAOZZ	5980-01-493-5670	4X630	863-310950	.....SCANNER,UV	1

(1) ITEM NO.	(2) SMR CODE	(3) NSN	(4) CAGEC	(5) PART NUMBER	(6) DESCRIPTION AND USABLE ON CODE (UOC)	(7) QTY
					GROUP 0108 HEATER ASSEMBLY	
					FIG. 53 CONDUIT RUNS	
26	PAOZZ	5340-00-286-8721	4X630	863-000664	.....STRAP,RETAINING,CONDUIT,1/2	4
27	PAOZZ	5305-01-481-3290	4X630	863-000574	.....SCREW,SELF-DRILLING,1/4 X 1 LG	16
28	PAOZZ	5342-00-490-1940	4X630	863-000665	.....STRAP,CONDUIT,3/4	4
29	PAOZZ	5330-00-802-4966	56501	5263	.....PACKING WITH RETAINER,3/4	1
30	PAOZZ	5975-00-578-3667	03743	ST-9075	.....BOX	3
					CONNECTOR,ELECTCONNECTOR,90 DEG,LIQUID TIGHT,3/4	
31	PAOZZ	5331-00-588-0892	56501	5262	.....O-RINGCONDUIT SEALING,1/2	3
					END OF FIGURE	



REPAIR PARTS AND SPECIAL TOOL LIST (RPSTL)  
LAUNDRY ADVANCED SYSTEM (LADS)  
NSN: 3510-01-463-0114  
HEATER ASSEMBLY  
REPAIR PARTS LIST

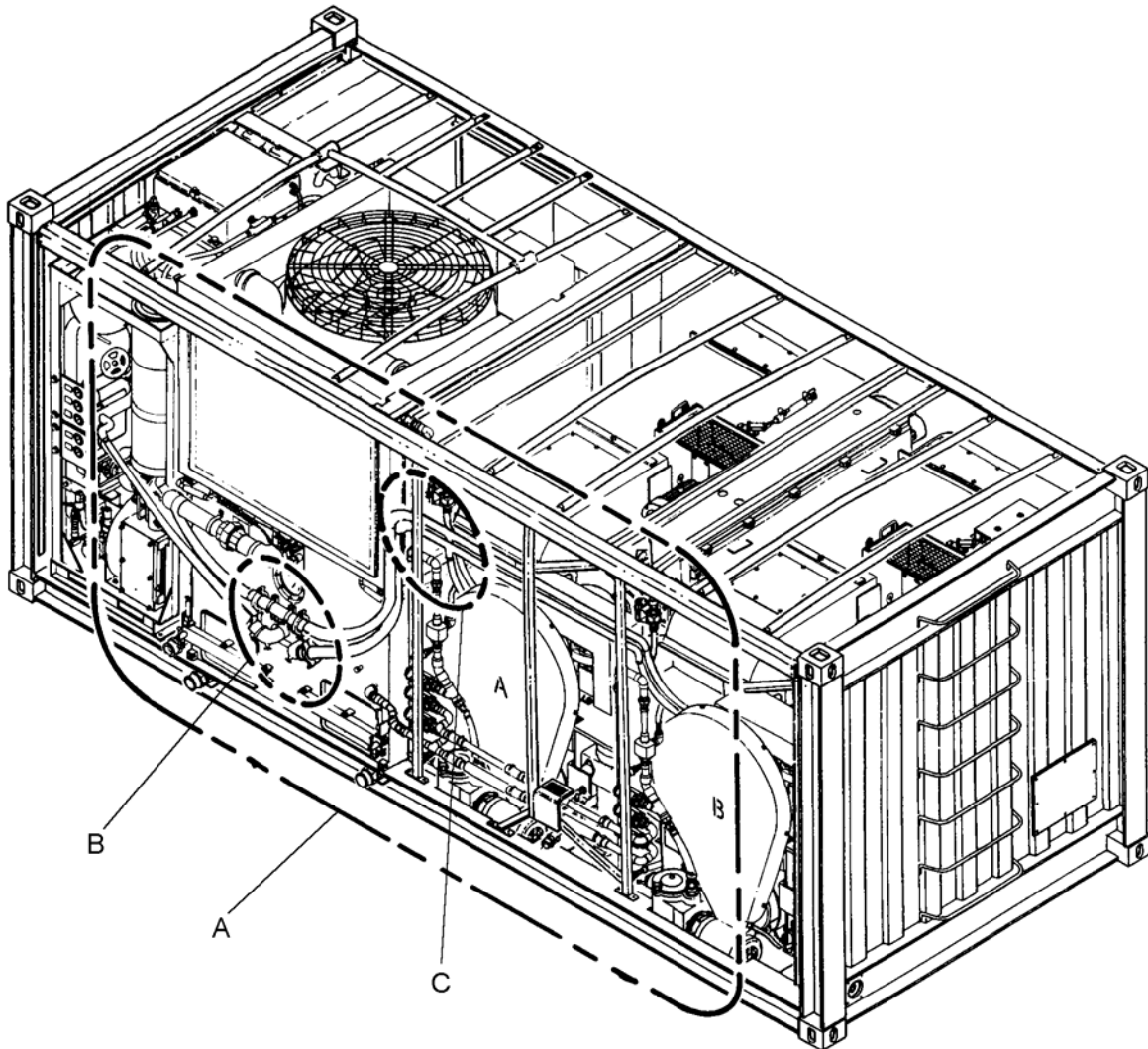


Figure 54. Piping Install, TF (Sheet 1 of 4)

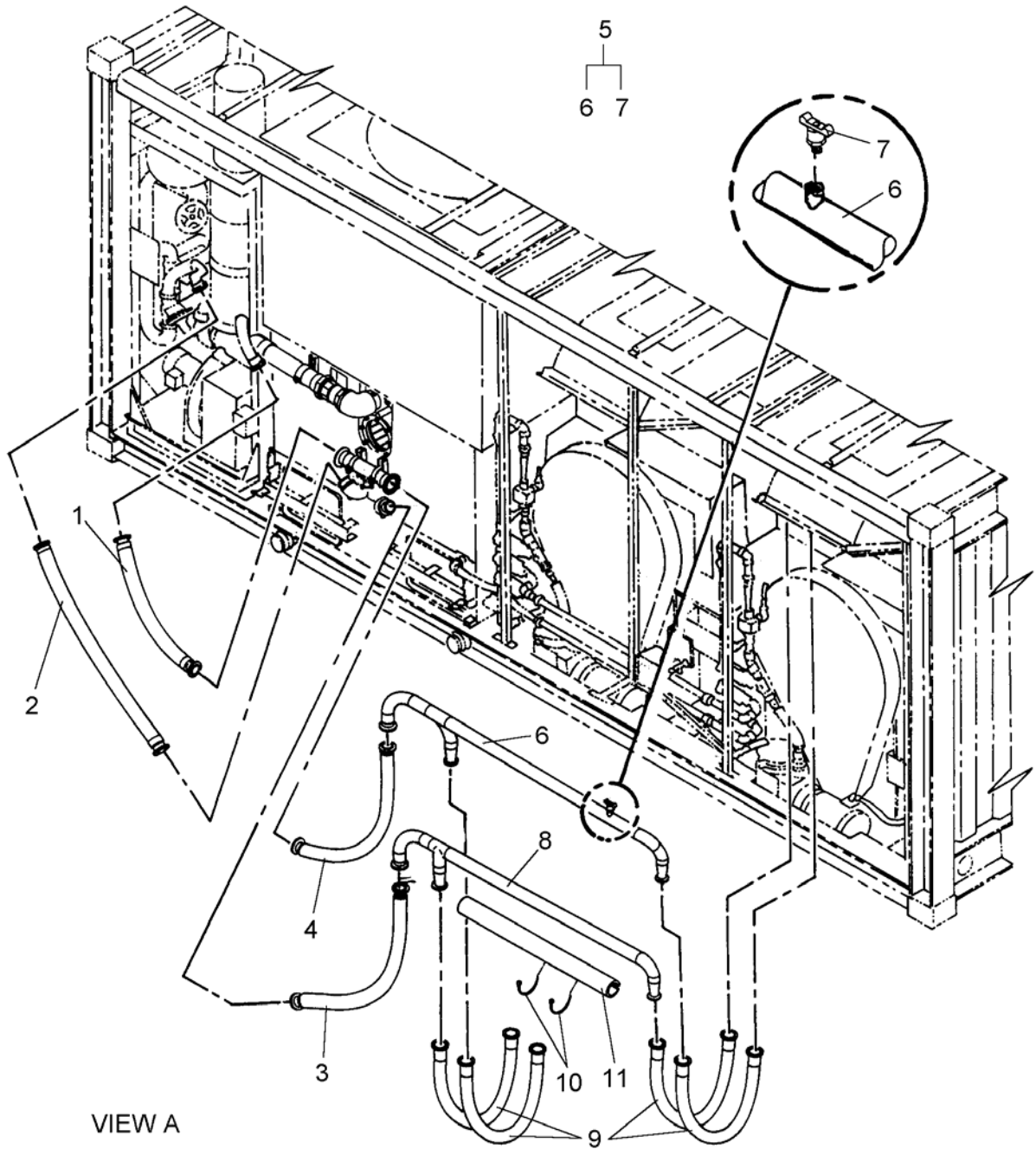


Figure 54. Piping Install, TF (Sheet 2 of 4)

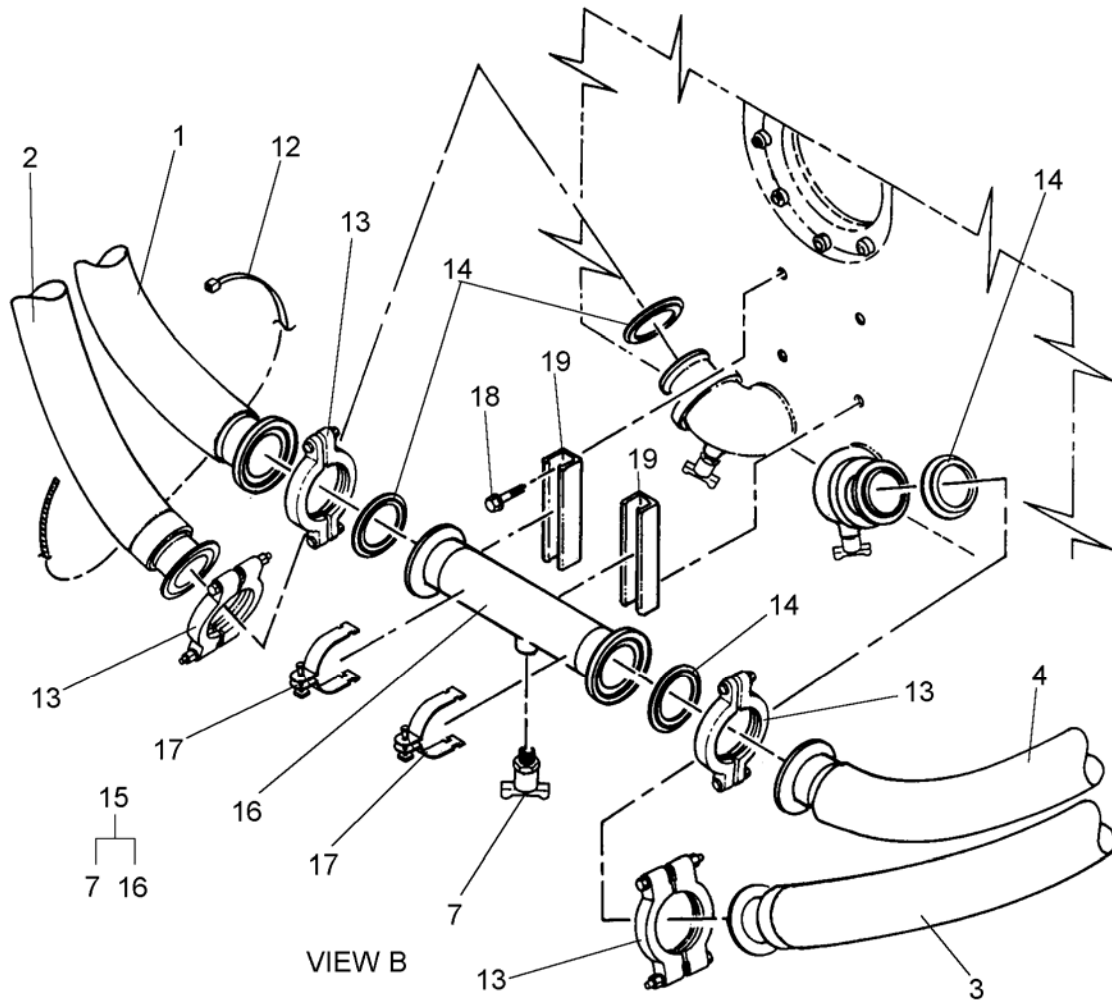


Figure 54. Piping Install, TF (Sheet 3 of 4)



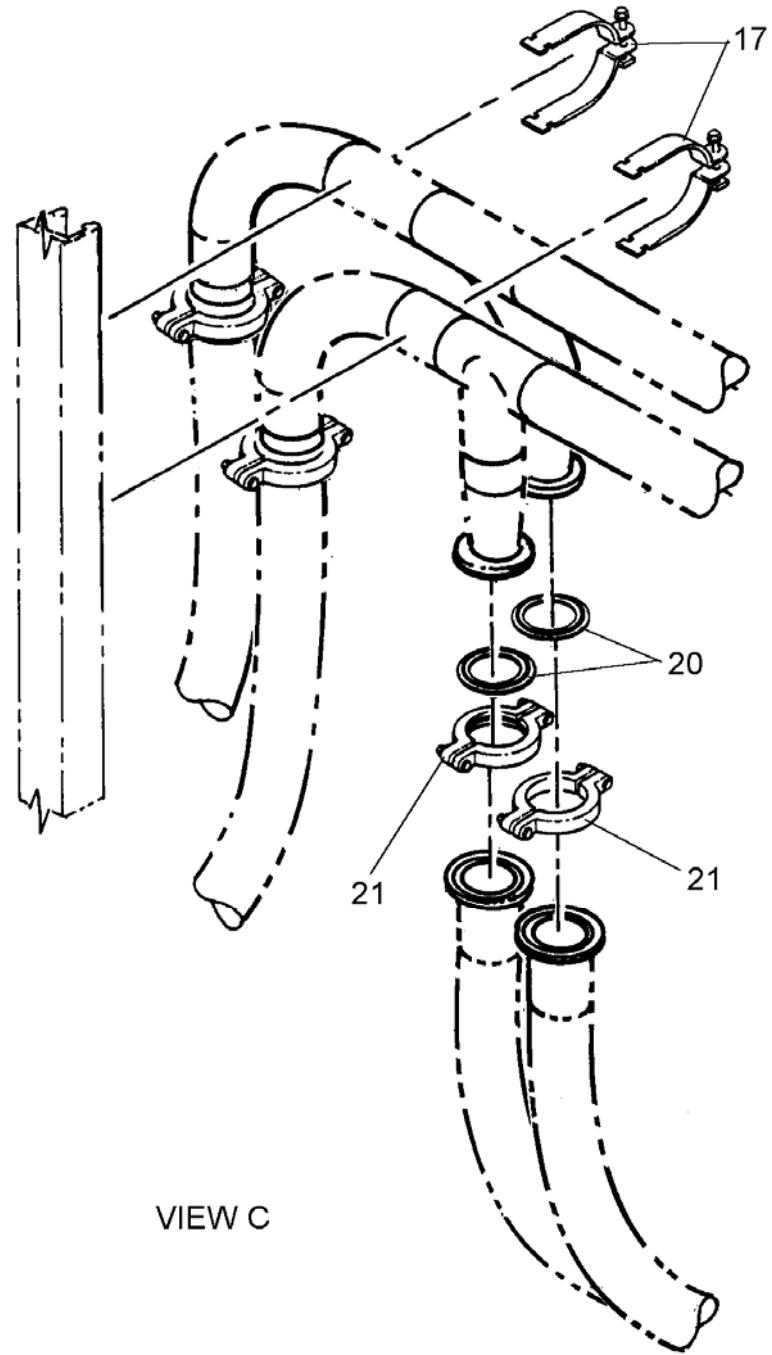


Figure 54. Piping Install, TF (Sheet 4 of 4)

(1) ITEM NO.	(2) SMR CODE	(3) NSN	(4) CAGEC	(5) PART NUMBER	(6) DESCRIPTION AND USABLE ON CODE (UOC)	(7) QTY
<b>GROUP 0108 HEATER ASSEMBLY</b>						
<b>FIG. 54 PIPING INSTALL, TF</b>						
1	PAFZZ	4720-01-481-4015	4X630	863-310979	...HOSE, NONMETALLIC, FLEXIBLE, 2 IN X 2 IN CONNECTION X 26.3 LG	1
2	PAFZZ	4720-01-481-4000	4X630	863-310982	...HOSE, NONMETALLIC, FLEXIBLE, 2 IN X 2 IN CONNECTION X 50.4 LG	1
3	PAFZZ	4720-01-481-3994	4X630	863-310981	...HOSE, NONMETALLIC, FLEXIBLE, 2 IN X 2 IN CONNECTION X 48.0 LG	1
4	PAFZZ	4720-01-481-4009	4X630	863-310980	...HOSE, NONMETALLIC, FLEXIBLE, 2 IN X 2 IN CONNECTION X 45.5 LG	1
5	AFFHH		4X630	863-730100	...TUBE ASSY, DCU HTRFEED MANIFOLD	1
6	PAFHH	4710-01-481-8170	4X630	863-730101	...TUBE, BENT, METALLIC, DCU HEATER FEED MANIFOLD	1
7	PAFZZ	4820-01-481-4288	4X630	863-000416	...COCK, POPPET DRAIN, 1/4 NPT	2
8	PAFHH	4710-01-481-6098	4X630	863-730110	...TUBE ASSY, DCU HTRRETURN MANIFOLD	1
9	PAFZZ	4720-01-481-3992	4X630	863-310978	...HOSE, NONMETALLIC, FLEXIBLE, 2 IN X 1-1/2 IN CONNECTION X 54 LG	4
10	PAFZZ	5975-01-481-4979	4X630	863-000525	...STRAP, TIEDOWN, ELECTRICAL, 8 LG	100
11	MFFZZ		4X630	863-730000-20	...INSULATION SLEEVING, PIPE, 1-1/2 ID (MAKE FROM PIPE INSULATION 39428/4529K	1
12	PAFZZ	5975-01-481-2424	4X630	863-000213	...STRAP, TIEDOWN, ELECTRICAL, HEAT STABILIZED, 14 LG	8
13	PAFZZ	5342-01-481-1734	4X630	863-000262	...COUPLING, CLAMP, GROOVED, 2 IN, SANITARY	8
14	PAFZZ	5330-01-481-1735	4X630	863-000328	...GASKET, 2 IN, SANITARY	8
15	AFFHH		4X630	863-730120	...TUBE ASSY, FEED DRAIN	1
16	PAFHH	4710-01-481-4487	4X630	863-730121	...TUBE ASSEMBLY, METAL, FEED DRAIN	1
17	PAFZZ	5340-00-785-7513	96195	P2038	...HANGER, PIPE, 2	8
18	PAFZZ	5305-01-481-3197	4X630	863-000519	...SCREW, SELF-DRILLING, #10, W/SEALING WASHER	4
19	PAFZZ	5340-01-481-1732	4X630	863-730130	...BRACKET, MOUNTING, TF PLUMBING SUPPORT	2
20	PAFZZ	5330-01-481-1730	4X630	863-000327	...GASKET, 1-1/2 IN, SANITARY	8
21	PAFZZ	5340-01-481-1729	4X630	863-000261	...COUPLING, CLAMP, GROOVED, 1-1/2 IN, SANITARY	8

END OF FIGURE

REPAIR PARTS AND SPECIAL TOOL LIST (RPSTL)  
 LAUNDRY ADVANCED SYSTEM (LADS)  
 NSN: 3510-01-463-0114  
 ENCLOSURE, HEATER CONTROL  
 REPAIR PARTS LIST

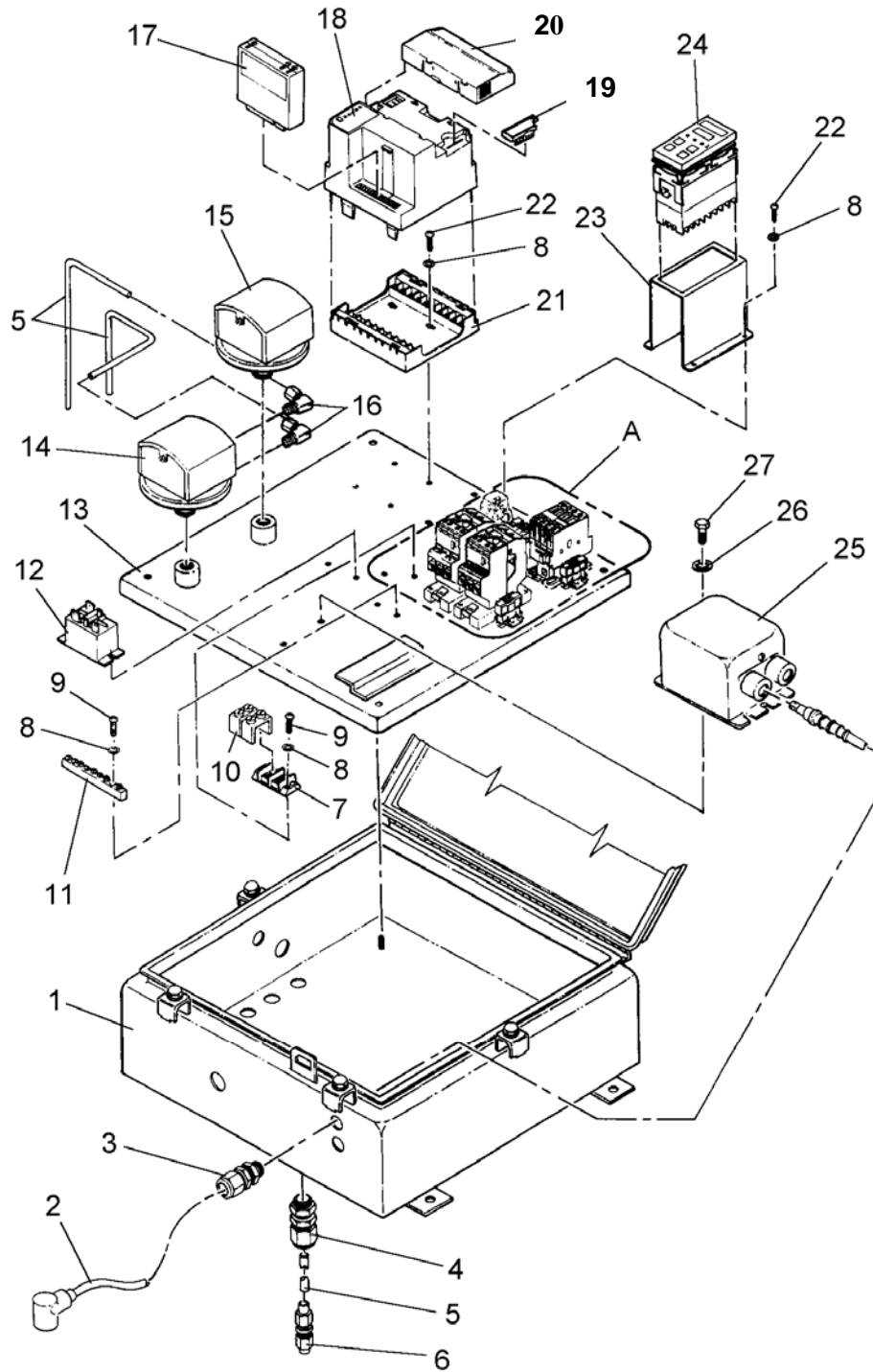
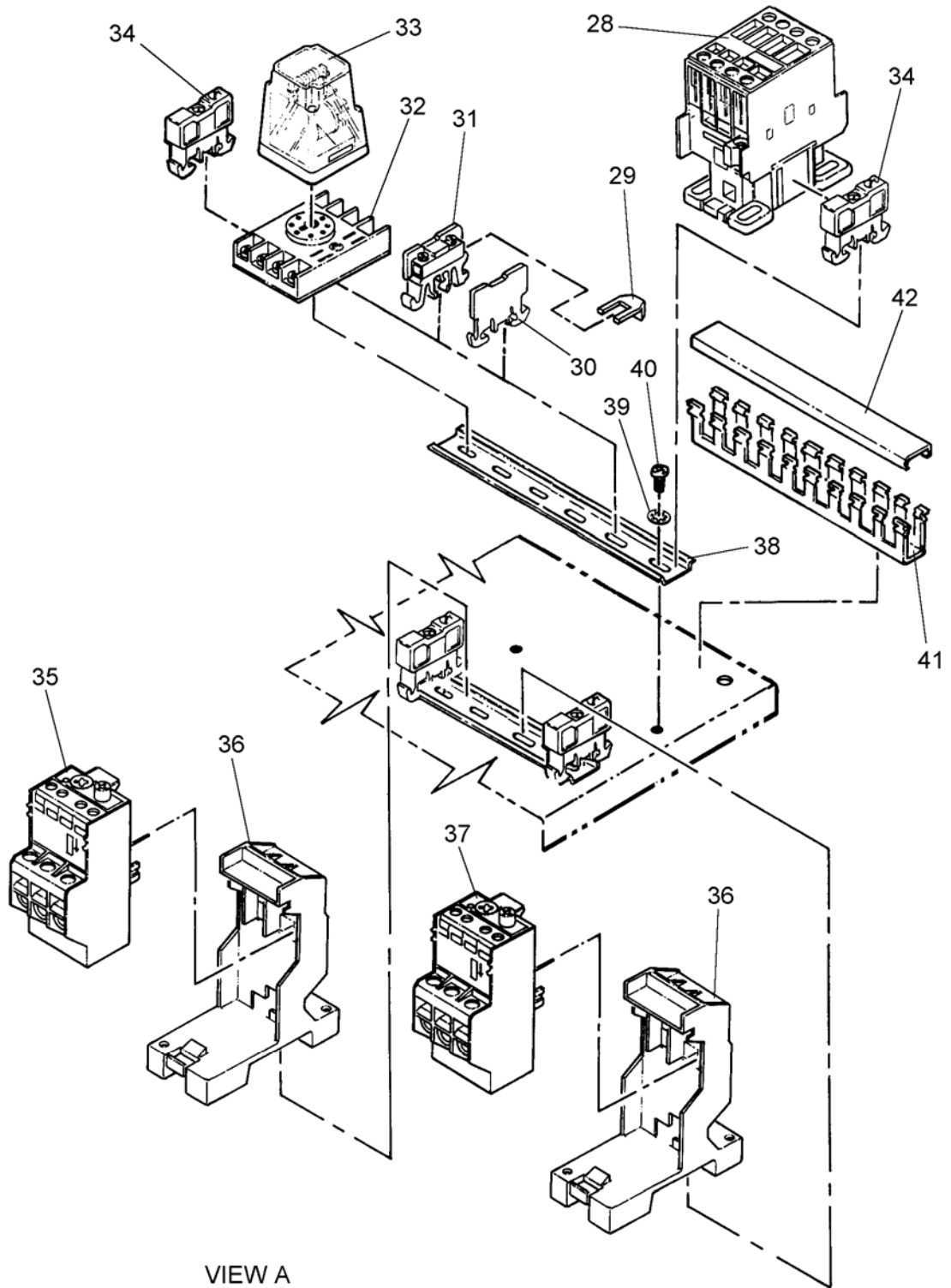


Figure 55. Enclosure, Heater (Sheet 1 of 2)



VIEW A

Figure 55. Enclosure, Heater (Sheet 2 of 2)

(1) ITEM NO.	(2) SMR CODE	(3) NSN	(4) CAGEC	(5) PART NUMBER	(6) DESCRIPTION AND USABLE ON CODE (UOC)	(7) QTY
<b>GROUP 0109 ENCLOSURE, HEATER CONTROL</b>						
<b>FIG. 55 ENCLOSURE, HEATER</b>						
1	XDFHH		66291	2-45-G00026	.....ENCLOSURE,HEATER	1
2	PAOZZ	2920-01-506-6332	4X630	863-000277	.....LEAD,IGNITION,HEATER COMBUSTION	2
3	PAOZZ	4730-01-481-8114	39428	69915K53	.....ADAPTER,STRAIGHT,PIPE,STRAIN RELIEF,1/2 NPT X 3/8 CORD	2
4	PAOZZ	5975-01-481-5129	4X630	863-000657	.....BUSHING,STRAIN RELIEF,CORD GRIP,.125-.187	4
5	MOOZZ		66291	7-53-G00001-42	.....TUBING,1/4 OD,COPPER (MAKE FROM 0MBZ9/ 1/4 DRYSEAL TUBE)	1
6	PAOZZ	4730-00-278-8717	93061	62C-4	.....NIPPLE,TUBEUNION,COMPRESSIO N,1/4 TUBE	2
7	PAOZZ	5940-01-493-6456	4X630	863-310946	.....BLOCK,TERMINAL	1
8	PAOZZ	5310-00-543-2739	96906	MS35333-72	.....WASHER,LOCK,INTERNAL TOOTH,#8	14
9	PAOZZ	5305-00-054-6672	96906	MS51957-47	.....SCREW,MACHINE,PAN HD,#8-32 UNC X 3/4 LG	4
10	PAOZZ	5940-01-493-5988	4X630	863-310947	.....ADAPTER,TC,TYPE J	1
11	PAOZZ	5925-00-597-1514	14280	PK7GTA	.....GROUND BAR KIT	1
12	PAOZZ	5945-01-481-6750	4X630	863-310959	.....RELAY,ELECTROMAGNETIC,SPDT	1
13	XDFZZ		66291	2-45-G00027	.....SUBPANEL	1
14	PAOZZ	5930-01-154-6287	4X630	863-310952	.....SWITCH,PRESSURE,BLOWER OUTLET	1
15	PAOZZ	5930-01-037-0849	4X630	863-310951	.....SWITCH,PRESSURE,BLOWER INLET	1
16	PAOZZ	4730-00-287-1766	93061	169C-4-2	.....ELBOW,PIPE TO TUBE,COMPRESSION,1/8 NPT X 1/4 TUBE	4
17	PAOZZ	5996-01-493-5671	4X630	863-310971	.....AMPLIFIER,ELECTRONIC CONTROL,UV SCANNER	1
18	PAOZZ	5895-01-493-5973	4X630	863-310972	.....PROGRAMMER,ELECTRONIC COMMAND SIGNALS,FLAME	1
19	PAOZZ	5998-01-506-4432	4X630	863-000278	.....PRINTED CIRCUIT BOARD,PURGE CARD,10 SEC	1
20	PAOZZ	6625-01-506-4423	4X630	863-000280	.....INDICATOR,FAULT LOCATING,REMOTE RESET	1
21	PAOZZ	5940-01-493-5997	4X630	863-310967	.....TERMINAL BOX SUB-BASE,FLAME PROGRAMMER	1
22	PAOZZ	5305-00-054-6670	96906	MS51957-45	.....SCREW,MACHINE,PAN HD,#8-32 UNC X 1/2 LG	10
23	XDOZZ		66291	5-10-G00019	.....BRACKET,TEMP CONTROLLER MOUNTING	1
24	PAOZZ	6685-01-481-4952	4X630	863-310920	.....CONTROL,TEMPERATURE	1
25	PAOZZ	5950-00-332-5972	4X630	863-310921	.....TRANSFORMER,POWER,IGNITION, 10KVA	1
26	PAOZZ	5310-00-543-2740	96906	MS35333-74	.....WASHER,LOCK,INTERNAL TOOTH,1/4	2

(1) ITEM NO.	(2) SMR CODE	(3) NSN	(4) CAGEC	(5) PART NUMBER	(6) DESCRIPTION AND USABLE ON CODE (UOC)	(7) QTY
<b>GROUP 0109 ENCLOSURE, HEATER CONTROL</b>						
<b>FIG. 55 ENCLOSURE, HEATER</b>						
27	PAOZZ	5305-00-719-3997	96906	MS35307-303	.....SCREW,CAP,HEXAGON HEAD,1/4-20 UNC X 1/2 LG	2
28	PAOZZ	6110-01-481-5168	4X630	863-510937	.....CONTACTOR,MAGNETIC,3 PHASE	1
29	PAOZZ	6150-01-298-1468	56365	9080GH73	.....BUS,CONDUCTOR	1
30	PAOZZ	5940-01-352-0231	4X630	863-000564	.....TERMINAL BOARD ASSEMBLY,END BARRIER,TERMINAL BLOCK	1
31	PAOZZ	5940-01-260-0111	56365	9080GR6	.....TERMINAL JUNCTION BLOCK	6
32	PAOZZ	5940-01-111-5419	25795	5X852	.....TERMINALSOCKET,RELAY MOUNTING	1
33	PAOZZ	5945-01-481-6710	4X630	863-310922	.....RELAY,ELECTROMAGNETIC,DPDT, 120 VAC	1
34	PAOZZ	5340-01-412-3512	51917	9080MH10	.....CLAMP,SYNCHRO,END,TERMINAL BLOCK	4
35	PAOZZ	5945-01-506-0789	4X630	863-000281	.....RELAY,THERMAL,CURRENT OVERLOAD	1
36	PAOZZ	5945-01-481-6751	4X630	863-510931	.....BASE,ELECTRICAL RELAY	2
37	PAOZZ	5945-01-481-6711	4X630	863-510928	.....RELAY,THERMAL,CURRENT OVERLOAD	1
38	PAOZZ	5340-01-481-3314	4X630	863-000567	.....BRACKET,MULTIPLE ANGLE,TERMINAL BLOCK	1
39	PAOZZ	5310-00-543-5933	96906	MS35333-73	.....WASHER,LOCK,INTERNAL TOOTH,#10	4
40	PAOZZ	5305-00-059-3659	96906	MS51958-63	.....SCREW,MACHINE,PAN HD,#10-32 UNF X 1/2 LG	4
41	MOOZZ		66291	7-53-G00001-18	.....WIRE DUCT,ADHESIVE BACKED (MAKE FROM WIRE DUCT 06383/F.75X1.5LG	1
42	MOOZZ		66291	7-53-G00001-19	.....COVER,WIRING DUCT(MAKE FROM DUCT COVER 06383/C.75LG6)	1

END OF FIGURE

REPAIR PARTS AND SPECIAL TOOL LIST (RPSTL)  
LAUNDRY ADVANCED SYSTEM (LADS)  
NSN: 3510-01-463-0114  
AIR SYSTEM ASSEMBLY  
REPAIR PARTS LIST

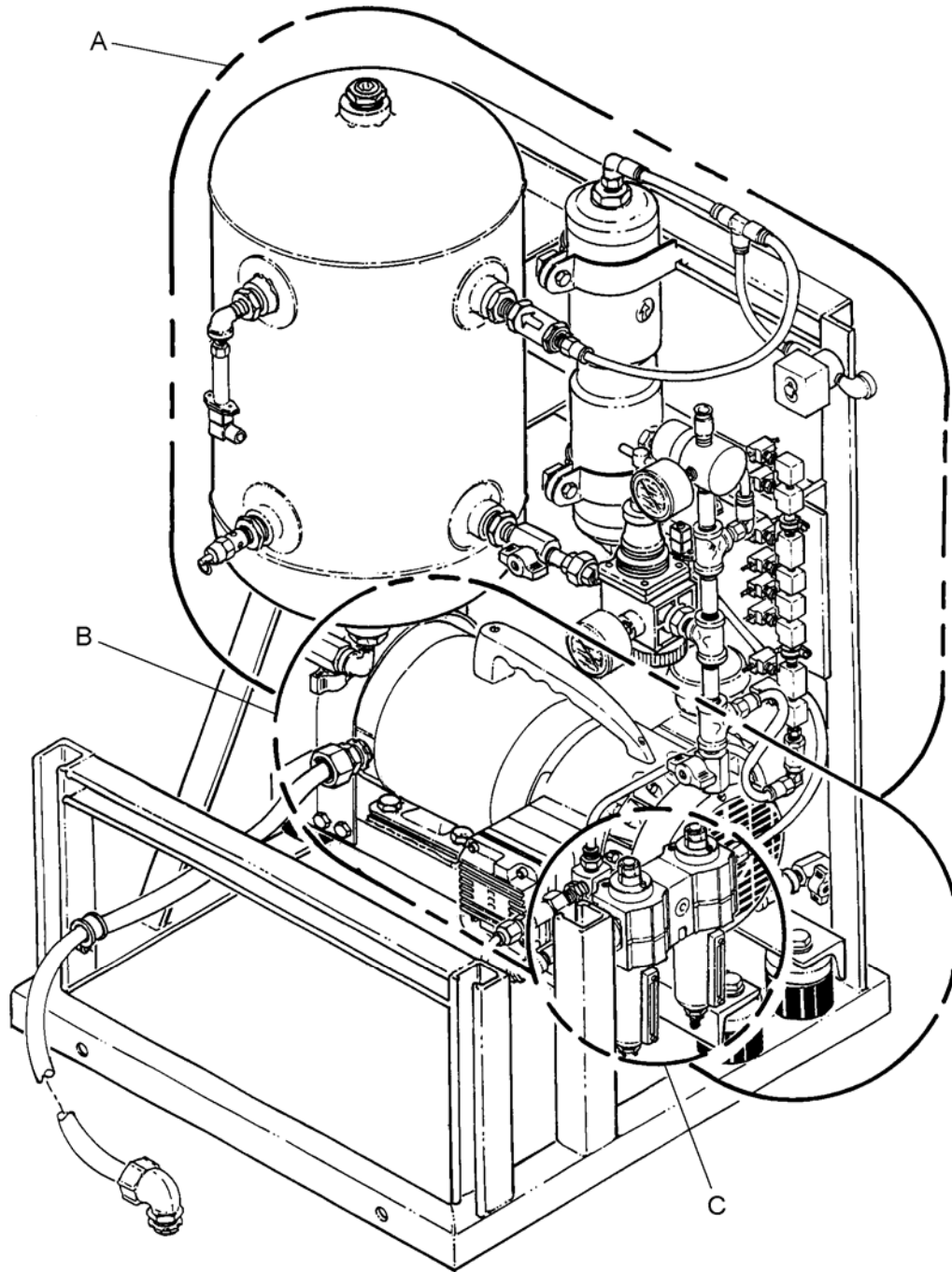


Figure 56. Air System Assembly (Sheet 1 of 4)

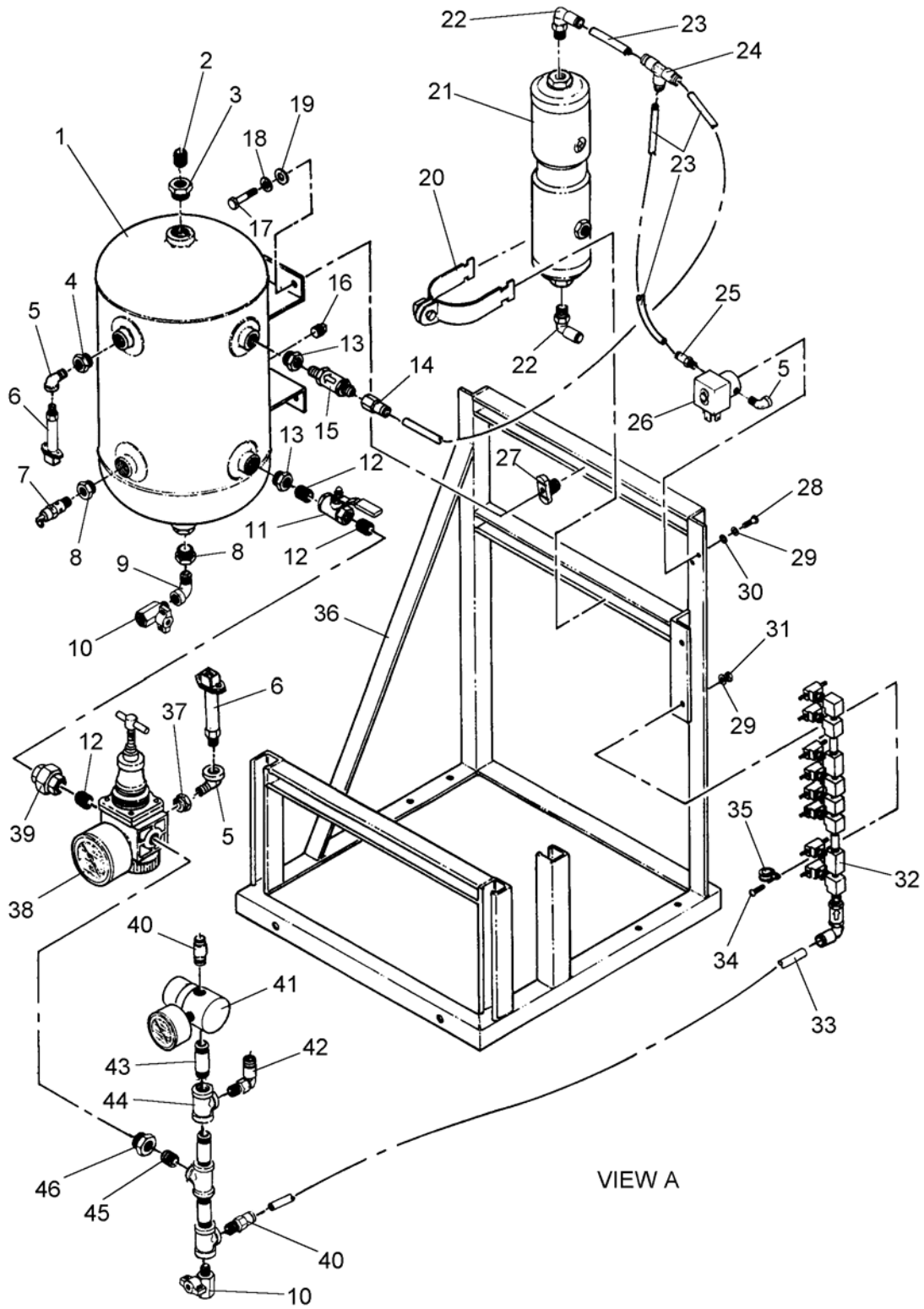


Figure 56. Air System Assembly (Sheet 2 of 4)



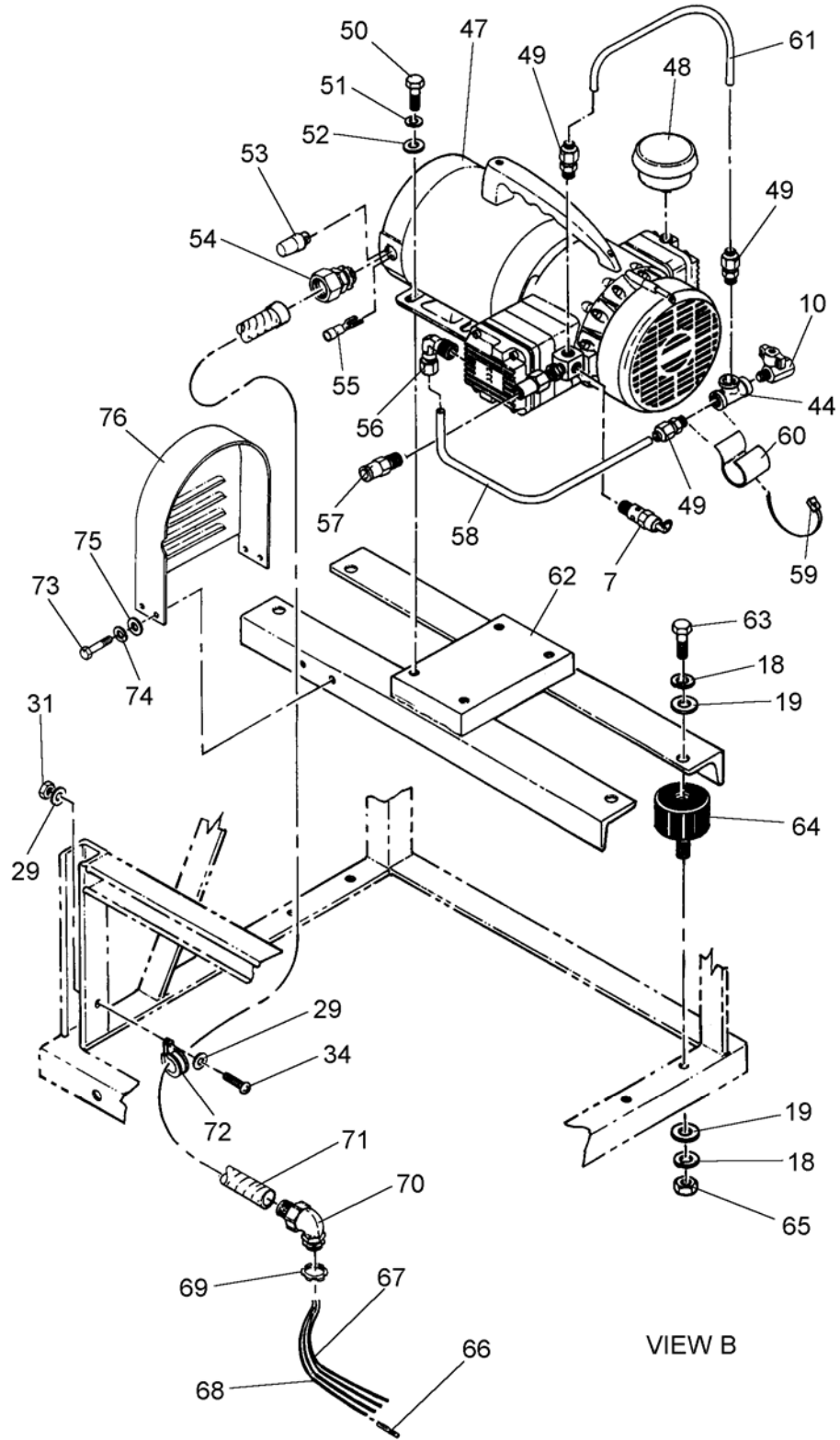


Figure 56. Air System Assembly (Sheet 3 of 4)

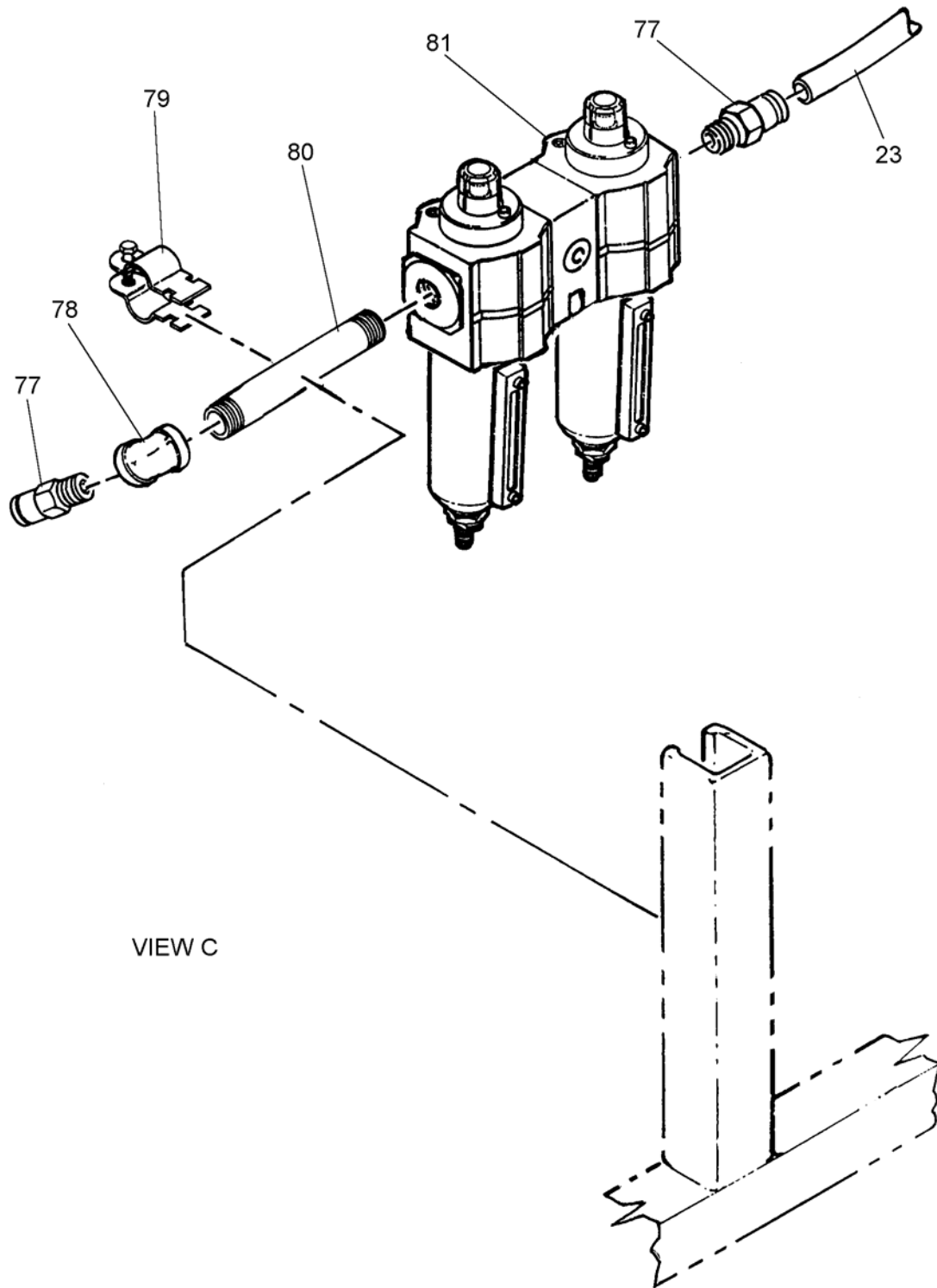


Figure 56. Air System Assembly (Sheet 4 of 4)

(1) ITEM NO.	(2) SMR CODE	(3) NSN	(4) CAGEC	(5) PART NUMBER	(6) DESCRIPTION AND USABLE ON CODE (UOC)	(7) QTY
<b>GROUP 0110 AIR SYSTEM ASSEMBLY</b>						
<b>FIG. 56 AIR SYSTEM ASSEMBLY</b>						
1	PAOZZ	5430-01-493-4592	4X630	863-410907	...TANK,AIR	1
2	PAOZZ	4730-01-506-5451	39428	50785K116	...PLUG,PIPE,SOCKET HEAD,3/4 NPT	1
3	PAOZZ	4730-01-481-8175	4X630	863-000351	...BUSHING,PIPE,1 NPT X 3/4 NPT	1
4	PAOZZ	4730-01-481-5403	4X630	863-000353	...BUSHING,PIPE,1/2 NPT X 1/8 NPT	1
5	PAOZZ	4730-01-481-7089	4X630	863-000302	...ELBOW,PIPE,STREET,1/8 NPT	3
6	PAOZZ	6625-01-481-7955	4X630	863-410912	...SENSOR,CURRENT,PRESSURE,0-200 PSIS	2
7	PAOZZ	4820-01-481-7940	4X630	863-410904	...VALVE,RELIEF,PRESSURE	2
8	PAOZZ	4730-01-235-5782	93061	209P-12-4	...BUSHING,PIPE,3/4 NPT X 1/4 NPT	2
9	PAOZZ	4730-01-453-5124	39428	4429K151	...ELBOW,PIPE,STREET,1/4 NPT	1
10	PAOZZ	4820-01-481-5414	4X630	863-000414	...VALVE,BALL,1/4 NPT	3
11	PAOZZ	4820-01-506-4629	4X630	863-000282	...VALVE,BALL,3/8 NPT	1
12	PAOZZ	4730-00-222-1838	39428	4568K151	...NIPPLE,PIPE,3/8 NPT X CLOSE	3
13	PAOZZ	4730-01-481-5420	4X630	863-000352	...BUSHING,PIPE,3/4 NPT X 3/8 NPT	1
14	PAOZZ	4730-01-481-7036	4X630	863-000425	...ADAPTER,STRAIGHT,PIPE,3/8 TUBE X 3/8 NPT	1
15	PAOZZ	4820-01-481-7937	4X630	863-410906	...VALVE,CHECK	1
16	PAOZZ	4730-01-481-6123	4X630	863-000348	...PLUG,PIPE,SQUARE HEAD,1/2 NPT	1
17	PAOZZ	5305-00-021-3740	96906	MS35307-364	...SCREW,CAP,HEXAGON HEAD,3/8-16 UNC X 1-1/2 LG	4
18	PAOZZ	5310-00-984-7042	96906	MS35338-141	...WASHER,LOCK,SPLIT,3/8	12
19	PAOZZ	5310-00-773-7618	96906	MS15795-814	...WASHER,FLAT,5/16	12
20	PAOZZ	5340-01-506-2768	96195	P2053	...HANGER,PIPE,3-7/8	2
21	PAOZZ	4440-01-506-4096	4X630	863-000283	...DEHYDRATOR UNIT,MEMBRANE	1
22	PAOZZ	4730-01-481-7797	4X630	863-000439	...ELBOW,PIPE TO TUBE,3/8 TUBE X 3/8 NPT	2
23	MOOZZ	4720-01-467-9620	4X630	863-410000-48	...TUBING,NONMETALLIC,3/8 OD X 1/4 ID,BLACK (MAKE TUBING FROM 39428/5548K	1
24	PAOZZ	4730-01-481-5510	4X630	863-000431	...TEE,TUBE,3/8	1
25	PAOZZ	4730-01-481-7078	4X630	863-000434	...ADAPTER,STRAIGHT,PIPE,3/8 TUBE X 1/8 NPT	1
26	PAOZZ	4810-01-506-4425	4X630	863-000499	...VALVE,SOLENOID	1
27	PAOZZ	5310-00-568-0326	96195	P1008	...NUT,PLAIN,RECTANGUL,W/SPRING,3/8-16 UNC	4
28	PAOZZ	5305-00-059-3659	96906	MS51958-63	...SCREW,MACHINE,PAN HD,#10-32 UNF X 1/2 LG	2
29	PAOZZ	5310-00-619-1148	96906	MS15795-808	...WASHER,FLAT,#10	6
30	PAOZZ	5310-00-543-5933	96906	MS35333-73	...WASHER,LOCK,INTERNAL TOOTH,#10	2
31	PAOZZ	5310-00-208-9255	96906	MS21044-C3	...NUT,SLFLKG,#10-32UNF	3
32	AOOOO		4X630	863-410200	...MANIFOLD ASSY,ORFICE (REFER TO FIGURE 58 FOR BREAKDOWN)	1
33	MOOZZ		4X630	863-410000-2	...TUBING,NONMETALLIC,1/4 OD X .170 ID (MAKE FROM TUBING 39428/5156K87)	1

(1) ITEM NO.	(2) SMR CODE	(3) NSN	(4) CAGEC	(5) PART NUMBER	(6) DESCRIPTION AND USABLE ON CODE (UOC)	(7) QTY
<b>GROUP 0110 AIR SYSTEM ASSEMBLY</b>						
<b>FIG. 56 AIR SYSTEM ASSEMBLY</b>						
34	PAOZZ	5305-00-059-3661	96906	MS51958-65	...SCREW,MACHINE,PAN HD,#10-32 UNF X 3/4 LG	3
35	PAOZZ	5975-01-460-8991	39428	3225T23	...HANGER,CABLE,LOOP CLAMP,3/8	2
36	XDHHH		4X630	863-410100	...FRAME,AIR SYSTEM	1
37	PAOZZ	4730-01-446-3253	54939	209P-4-2	...BUSHING,PIPE,1/4 NPT X 1/8 NPT	1
38	PAOZZ	6685-01-459-4844	4X630	863-410914	...REGULATOR,PRESSURE	1
39	PAOZZ	4730-01-366-3719	39428	4429K213	...UNION,PIPE,3/8 NPT	1
40	PAOZZ	4730-01-481-4262	4X630	863-000435	...NIPPLE,TUBE,1/4 X 1/4 NPT	2
41	PAOZZ	4820-00-204-9588	4X630	863-410913	...VALVE,REGULATING,FLUID/AIR,1/8 NPT	1
42	PAOZZ	4730-01-481-7362	4X630	863-000438	...ELBOW,PIPE TO TUBE,SWIVEL,3/8 TUBE X 1/4 NPT	1
43	PAOZZ	4730-00-196-1972	93061	215PNL-4-20	...NIPPLE,PIPE,1/4NPT X 2 LG	3
44	PAOZZ	4730-00-504-1908	39428	4429K251	...TEE,PIPE,1/4 NPT	4
45	PAOZZ	4730-00-222-1837	39428	4568K131	...NIPPLE,PIPE,1/4 NPT X CLOSE	3
46	PAOZZ	4730-01-481-5419	4X630	863-000350	...BUSHING,PIPE,3/8 NPT X 1/4 NPT	1
47	PAOLD	4310-01-481-7647	4X630	863-410020	...COMPRESSOR UNIT,REC	1
48	PAOOO	5855-01-073-1384	4X630	863-410908	...FILTER ASSEMBLY	1
49	PAOZZ	4730-01-506-2863	39428	52185K541	...ADAPTER,STRAIGHT,PIPE,COMPRESSOR,3/8 OD TUBE X 1/4 MNPT	3
50	PAOZZ	5306-00-637-9675	96906	MS35307-332	...BOLT,MACHINEHEXAGON HEAD,3/8-16 UNC	4
51	PAOZZ	5310-00-974-6623	96906	MS35338-140	...WASHER,LOCK,SPLIT,5/16	4
52	PAOZZ	5310-00-625-5756	96906	MS15795-812	...WASHER,FLAT,5/16	4
53	PAOZZ	5940-00-894-9225	30119	30-211	...SPLICE,CONDUCTOR	10
54	PAOZZ	5975-00-578-3666	03743	ST-50	...BOX CONNECTOR,ELECTRICAL,LIQUID-TIGHT,1/2	1
55	PAOZZ	5940-00-552-2019	00779	32060	...TERMINAL,LUG,CRIMP,FORK,BLUE,#10	1
56	PAOZZ	4730-01-506-5066	39428	52185K557	...ELBOW,PIPE TO TUBE,1/4 NPT X 3/8 TUBE	1
57	PAOZZ	4730-01-506-2978	39428	51495K193	...ADAPTER,STRAIGHT,PIPE,3/8 TUBE X 1/4 NPT	1
58	PAOZZ	4710-01-481-7471	4X630	863-410040	...TUBE,BENT,METALLIC,COMPRESSOR OUTLET	1
59	PAOZZ	4020-01-242-0582	39428	7134K2	...STRAP,TIEDOWN,ELECTRICAL,6 LG	1
60	MOOZZ		4X630	863-410000-86	...SHEET,1/8 THK,1 IN WD X 3 IN LG (MAKE FROM RUBBER SHEET 39428/8634	1
61	PAOZZ	4710-01-481-7538	4X630	863-410041	...TUBE,BENT,METALLIC,COMPRESSOR OUTLET	1

(1) ITEM NO.	(2) SMR CODE	(3) NSN	(4) CAGEC	(5) PART NUMBER	(6) DESCRIPTION AND USABLE ON CODE (UOC)	(7) QTY
<b>GROUP 0110 AIR SYSTEM ASSEMBLY</b>						
<b>FIG. 56 AIR SYSTEM ASSEMBLY</b>						
62	XDOHH		4X630	863-410010	...BRACKET,COMP MNT	1
63	PAOZZ	5305-00-576-5417	96906	MS35307-360	...SCREW,CAP,HEXAGON HEAD,3/8-16 UNC X 1 LG	8
64	PAOZZ	5340-01-481-7539	4X630	863-000601	...MOUNT,RESILIENT,GENERAL PURPOSE,W/STUD,3/8-16 UNC	4
65	PAOZZ	5310-00-913-8881	96906	MS51971-3	...NUT,PLAIN,HEXAGONHEAD,3/8-16 UNC	4
66	PAOZZ	5940-01-493-6176	4X630	863-000234	...FERRULE,NON-INSLT,16 AWG	4
67	MOOZZ		4X630	863-410000-71	...WIRE,ELECTRICAL,16 AWG,BLK,TFFN (MAKE FROM WIRE 013J0/TFFN16BLK)	1
68	MOOZZ		4X630	863-410000-72	...WIRE,ELECTRICAL,16 AWG,GRN,TFFN (MAKE FROM WIRE 013J0/TFFN16GRN)	1
69	PAOZZ	4730-01-481-5398	4X630	863-000642	...LOCKNUT,TUBE FITTING,CONDUIT,SEALING,1/2	1
70	PAOZZ	5975-00-578-3643	03743	ST-9050	...BOX CONNECTOR,ELECTCONNECTOR,90 DEG,LIQUID-TIGHT,1/2	1
71	MOOZZ		4X630	863-410000-57	...CONDUIT,METAL,FLEXIBLE,LIQUID- TIGHT,1/2 (MAKE FROM CONDUIT 09641/LTCEF05	1
72	PAOZZ	5340-01-482-1107	4X630	863-000312	...CLAMP,LOOP,7/8	1
73	PAOZZ	5305-00-725-3626	96906	MS35307-304	...SCREW,CAP,HEXAGON HEAD,1/4-20 UNC X 1/2 LG	4
74	PAOZZ	5310-00-933-8121	96906	MS35338-139	...WASHER,LOCK,SPLIT,1/4	4
75	PAOZZ	5310-00-550-5054	96906	MS15795-809	...WASHER,FLAT,1/4	4
76	XDOZZ		4X630	863-410050	...COVER,COMP MOTOR	1
77	PAOZZ	4730-01-506-2884	39428	51495K194	...ADAPTER,STRAIGHT,PIPE,3/8 TUBE X 3/8 NPT	2
78	PAOZZ	4730-01-506-4417	39428	4429K162	...ELBOW,PIPE,3/8 NPT	1
79	PAOZZ	5340-01-481-3203	4X630	863-000756	...HANGER,PIPE,3/8	1
80	PAOZZ	4730-00-196-1983	39428	4568K155	...NIPPLE,PIPE,3/8 NPT X 3 LG	1
81	PAOOO	4330-01-506-5524	4X630	863-000285	...FILTER,FLUID,AIR OUTLET (REFER TO FIGURE 57 FOR BREAKDOWN)	1

END OF FIGURE





REPAIR PARTS AND SPECIAL TOOL LIST (RPSTL)  
 LAUNDRY ADVANCED SYSTEM (LADS)  
 NSN: 3510-01-463-0114  
 AIR SYSTEM ASSEMBLY  
 REPAIR PARTS LIST

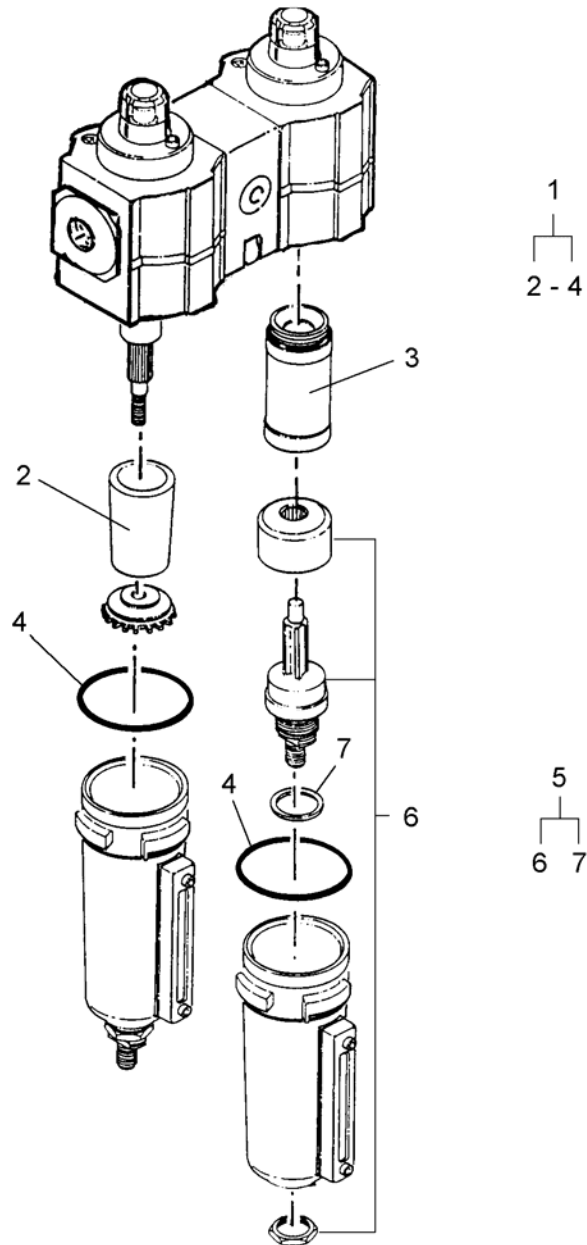


Figure 57. Filter, Fluid, Air Outlet



(1) ITEM NO.	(2) SMR CODE	(3) NSN	(4) CAGEC	(5) PART NUMBER	(6) DESCRIPTION AND USABLE ON CODE (UOC)	(7) QTY
<b>GROUP 0110 AIR SYSTEM ASSEMBLY</b>						
<b>FIG. 57 FILTER, FLUID, AIR OUTLET</b>						
1	PAOZZ	4330-01-506-6345	4X630	863-410500	....PARTS KIT,AIR FILTER,ELEMENTS AND PACKINGS	1
2	XAOZZ		43990	4438-01	.....FILTER ELEMENT,FLUID,AIR PARTICULATE	1
3	XAOZZ	4330-01-481-7604	43990	4444-01	.....FILTER ELEMENT,FLUID,AIR COALESCING	1
4	XAOZZ		4X630	863-410921	.....PACKING,PREFORMED	2
5	PAOZZ	4330-01-506-6352	4X630	863-410510	....PARTS KIT,AIR FILTER,FLOAT VALVES AND PACKINGS	1
END OF FIGURE						





REPAIR PARTS AND SPECIAL TOOL LIST (RPSTL)  
LAUNDRY ADVANCED SYSTEM (LADS)  
NSN: 3510-01-463-0114  
AIR SYSTEM ASSEMBLY  
REPAIR PARTS LIST

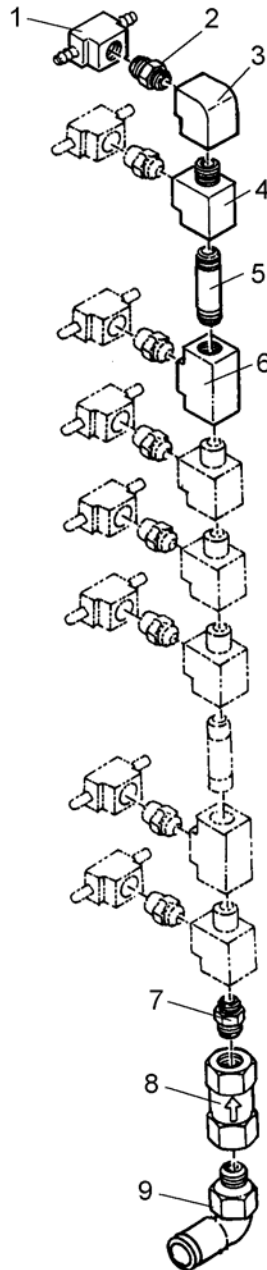


Figure 58. Manifold Assembly, Orifice

(1) ITEM NO.	(2) SMR CODE	(3) NSN	(4) CAGEC	(5) PART NUMBER	(6) DESCRIPTION AND USABLE ON CODE (UOC)	(7) QTY
<b>GROUP 0110 AIR SYSTEM ASSEMBLY</b>						
<b>FIG. 58 MANIFOLD ASSEMBLY, ORIFICE</b>						
1	PAOZZ	4730-01-481-5466	4X630	863-000294	....TEE,TUBE,BRANCH,1/8 NPT X BARB	8
2	PAOZZ	4730-01-481-5277	4X630	863-410910	....NIPPLE,PIPE,ORIFICE,1/8 NPT,#3	8
3	PAOZZ	4730-00-249-3882	93061	2200P-2-2	....ELBOW,PIPE,1/8 NPT	1
4	PAOZZ	4730-00-263-2733	93061	2225P-2	....TEE,PIPE,1/8 NPT	5
5	PAOZZ	4730-00-193-2707	93061	215PNL-2-15	....NIPPLE,PIPE,1/8 NPT X 1-1/2 IN LG	2
6	PAOZZ	4730-00-719-2708	93061	2203P-2	....TEE,PIPE,1/8 NPT	2
7	PAOZZ	4730-01-481-5198	4X630	863-410911	....NIPPLE,PIPE,ORIFICE,1/8 NPT,#4	1
8	PAOZZ	4330-01-481-7643	4X630	863-410905	....FILTER,FLUID,IN-LINE,5 MICRON	1
9	PAOZZ	4730-01-481-8012	4X630	863-000436	....ELBOW,SWIVEL FLANGE,1/8 NPT X 1/4 TUBE	1

END OF FIGURE



REPAIR PARTS AND SPECIAL TOOL LIST (RPSTL)  
 LAUNDRY ADVANCED SYSTEM (LADS)  
 NSN: 3510-01-463-0114  
 AIR SYSTEM ASSEMBLY  
 REPAIR PARTS LIST

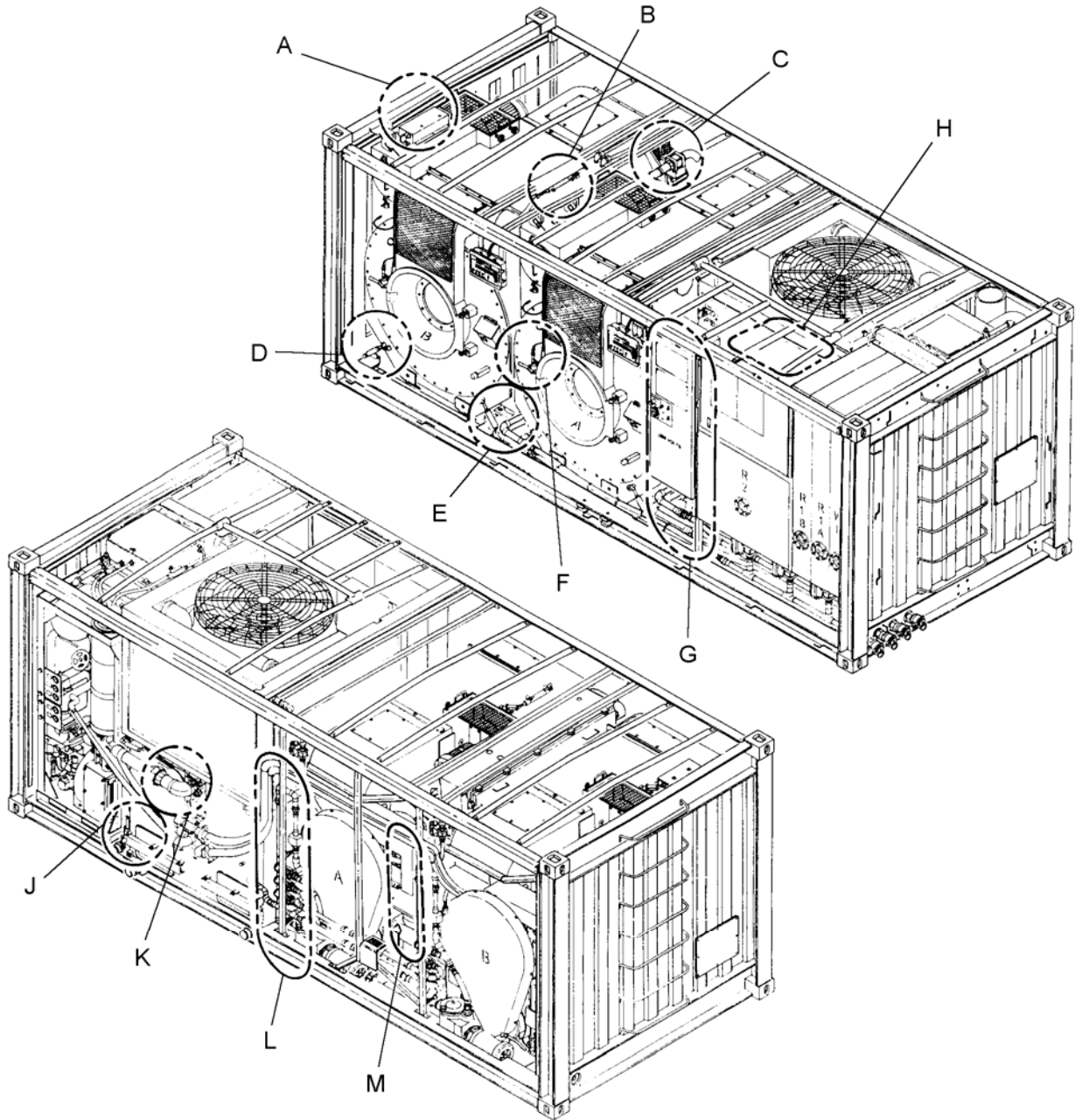


Figure 59. Tubing Install, Air (Sheet 1 of 6)

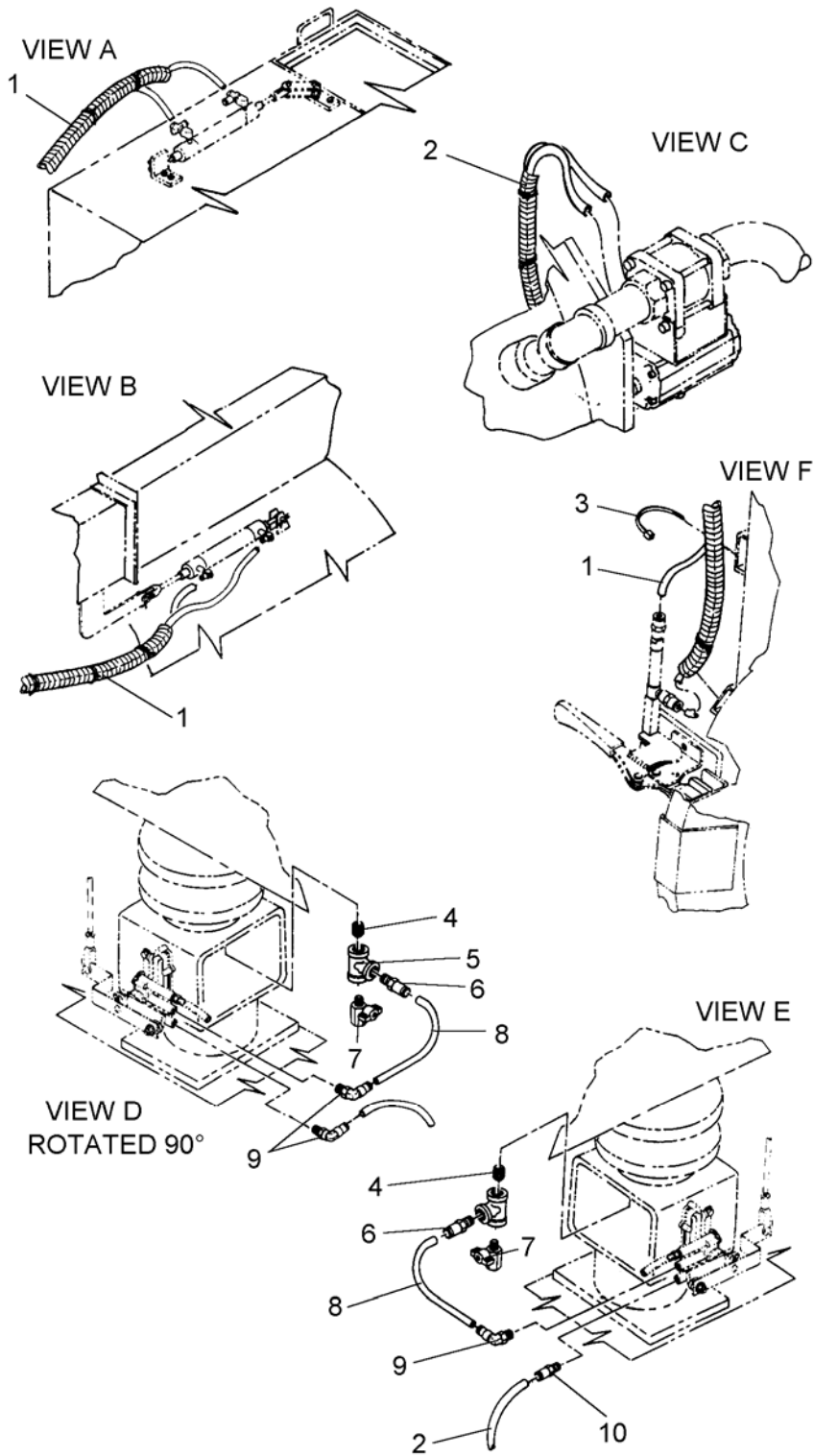


Figure 59. Tubing Install, Air (Sheet 2 of 6)



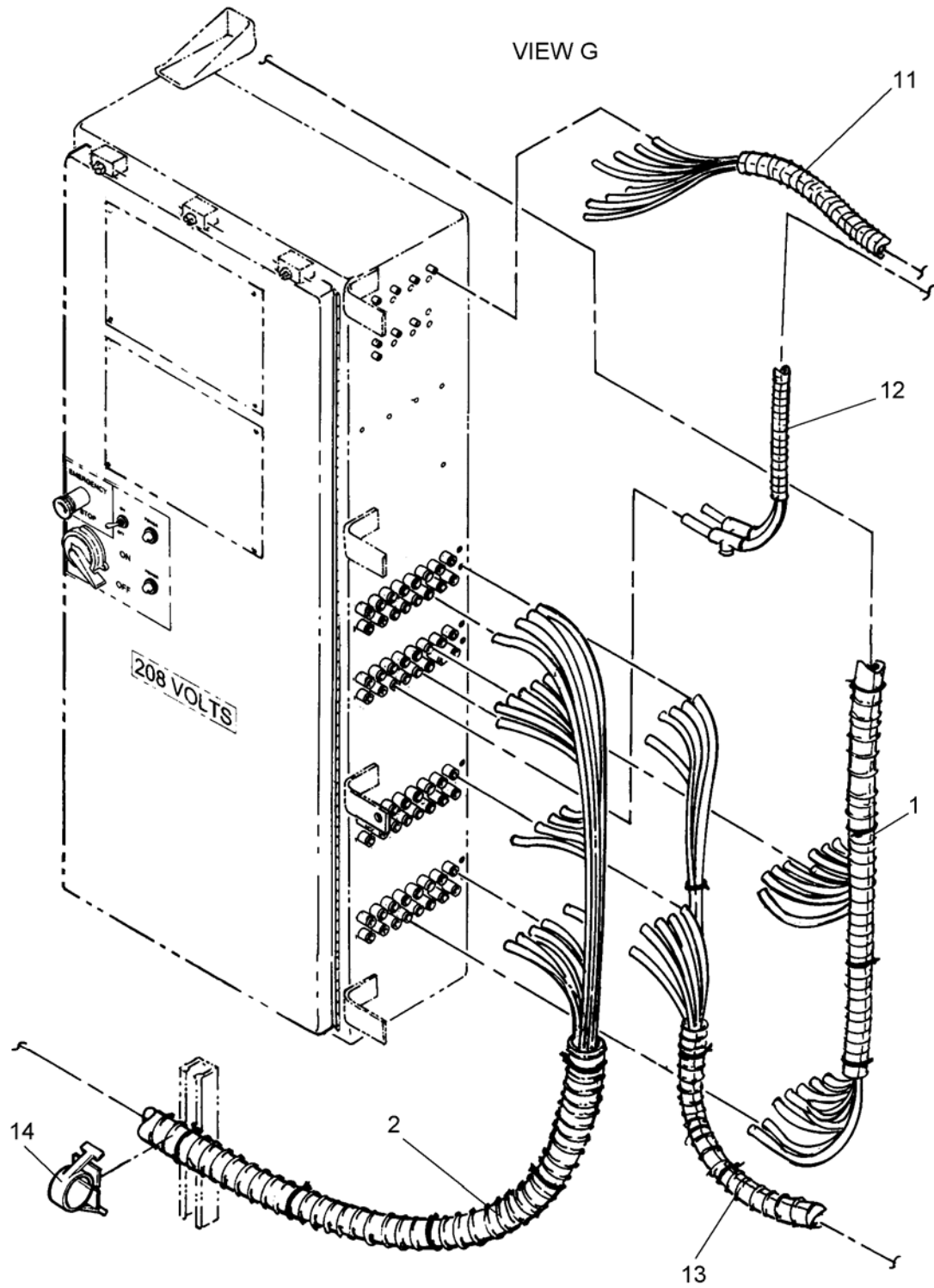


Figure 59. Tubing Install, Air (Sheet 3 of 6)

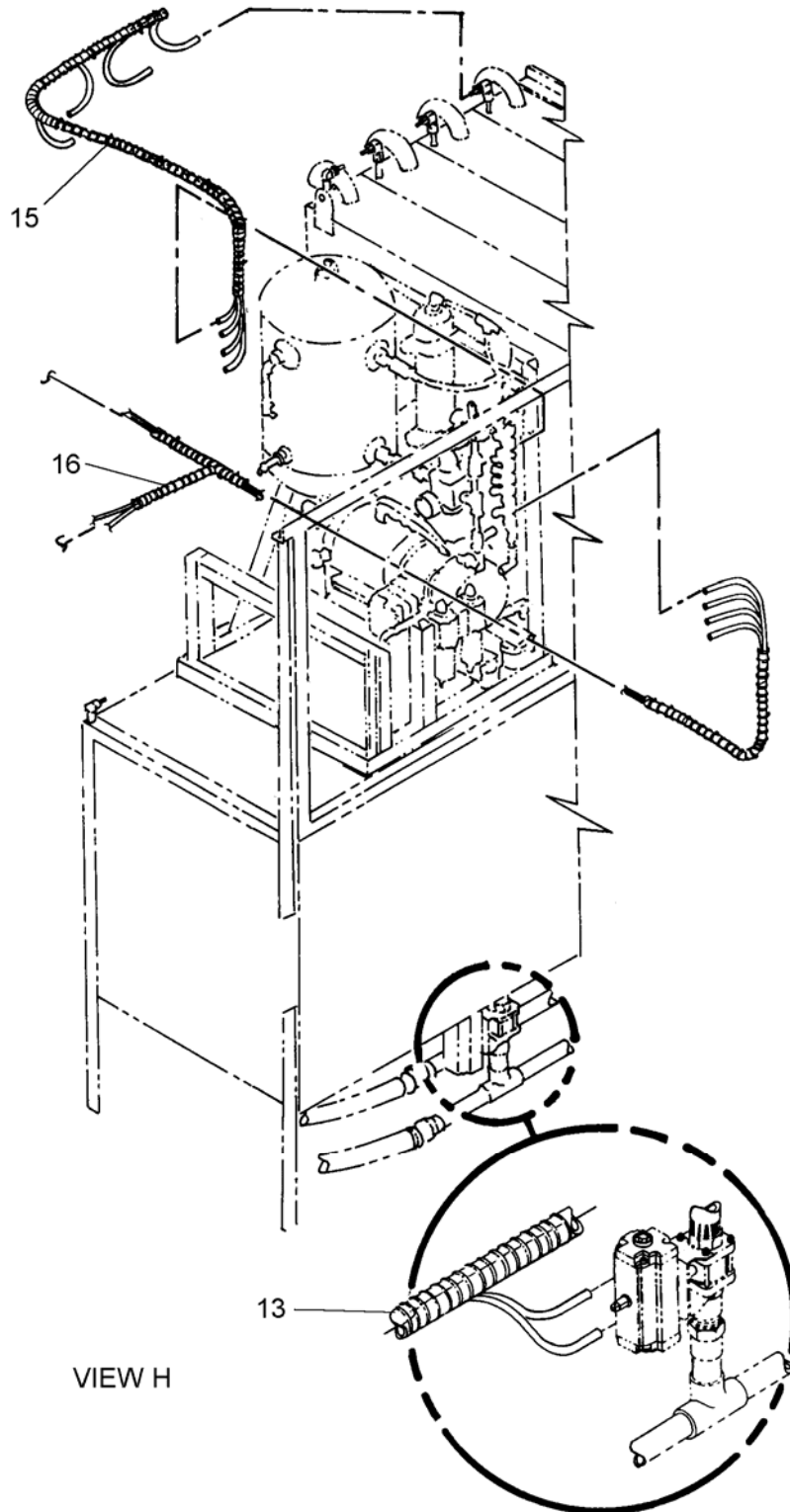


Figure 59. Tubing Install, Air (Sheet 4 of 6)

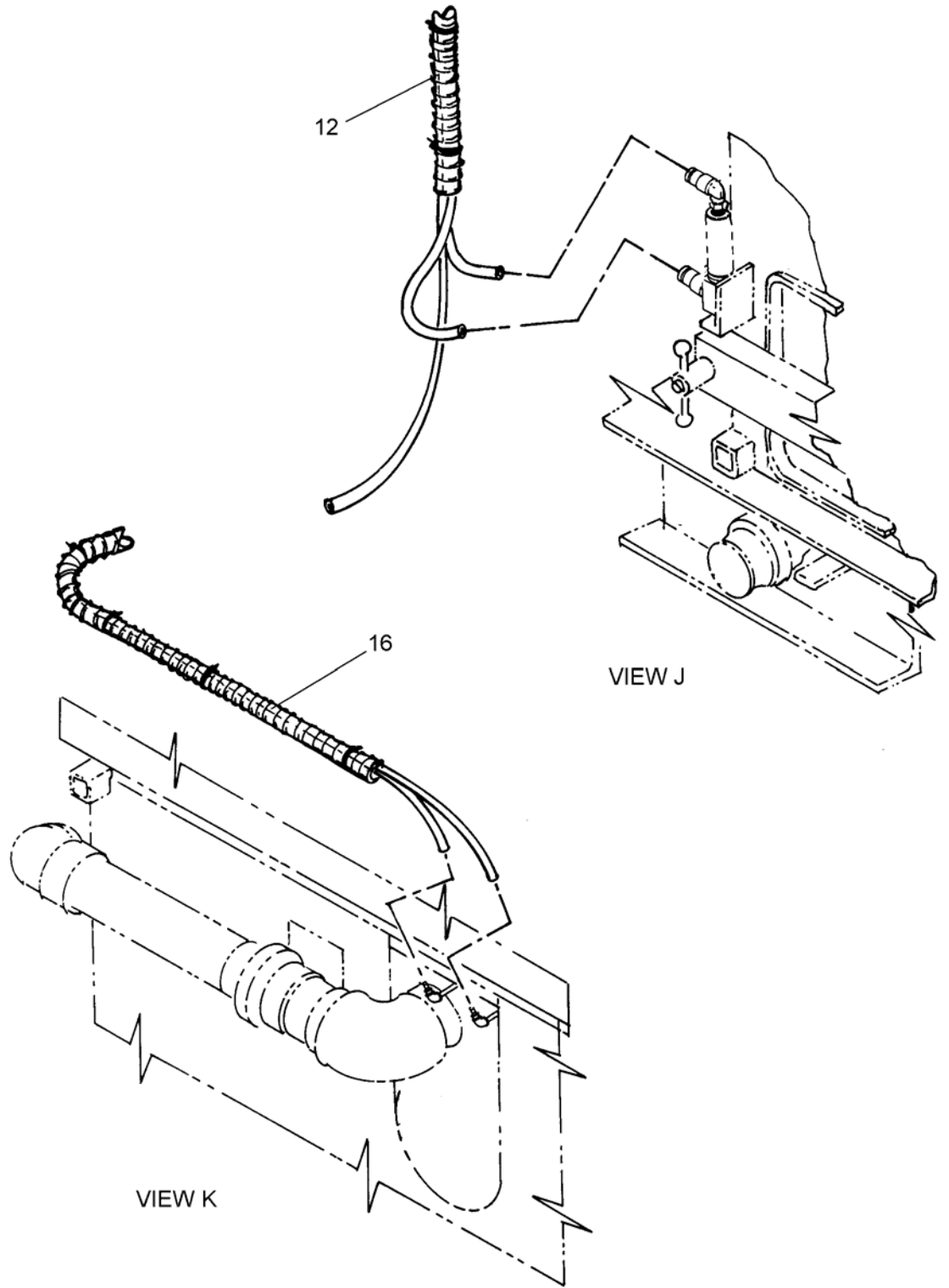


Figure 59. Tubing Install, Air (Sheet 5 of 6)

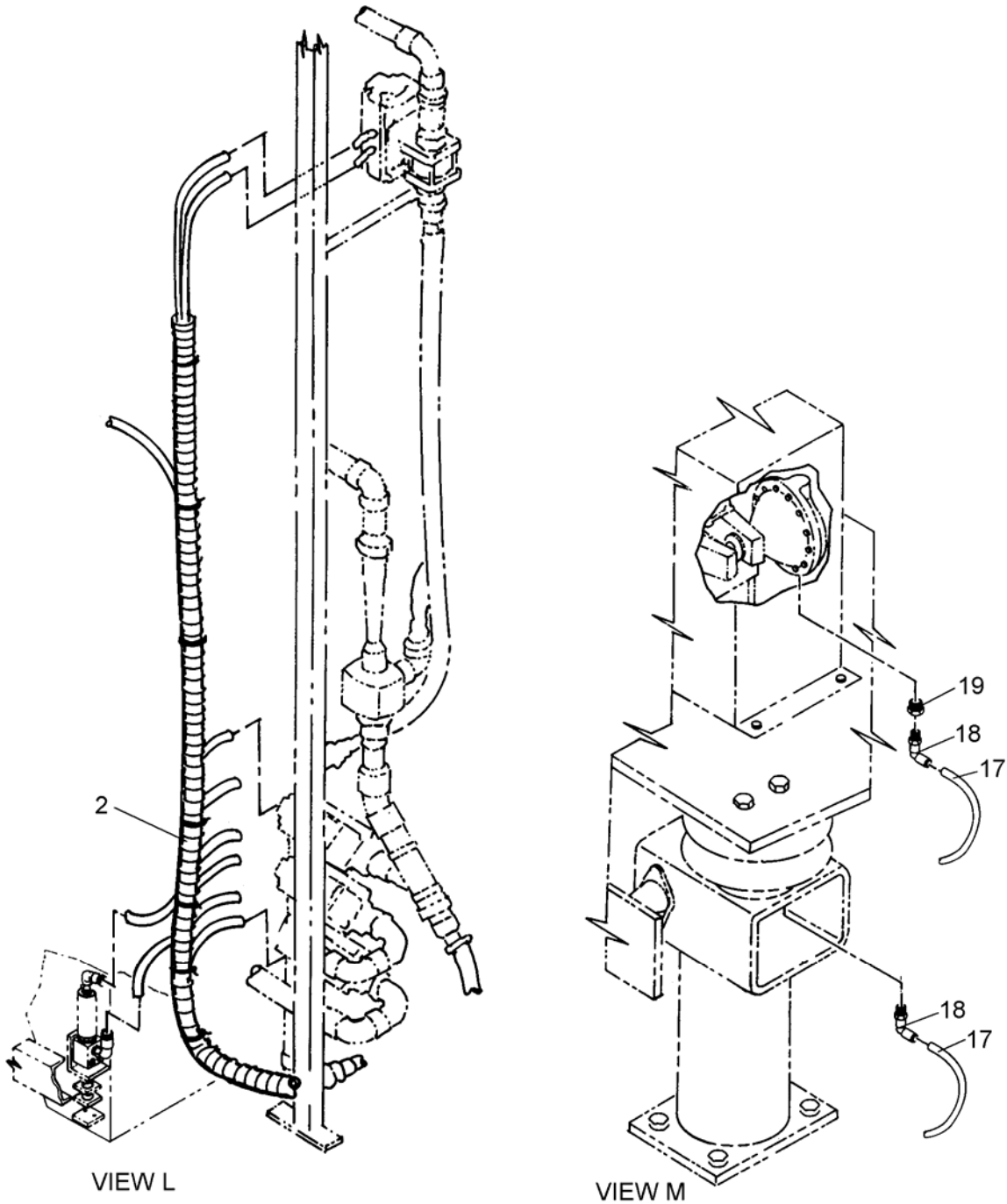


Figure 59. Tubing Install, Air (Sheet 6 of 6)

(1) ITEM NO.	(2) SMR CODE	(3) NSN	(4) CAGEC	(5) PART NUMBER	(6) DESCRIPTION AND USABLE ON CODE (UOC)	(7) QTY
<b>GROUP 0110 AIR SYSTEM ASSEMBLY</b>						
<b>FIG. 59 TUBING INSTALL, AIR</b>						
1	A0000		4X630	863-750140	...AIR TUBE ASSY, TOP, TOP AREA (REFER TO FIGURE 64 FOR BREAKDOWN)	1
2	A0000		4X630	863-750150	...AIR TUBE ASSY, BTM, BOTTOM AREA (REFER TO FIGURE 65 FOR BREAKDOWN)	1
3	PAOZZ	5975-01-481-4979	4X630	863-000525	...STRAP, TIEDOWN, ELECTRICAL, 8 LG	71
4	PAOZZ	4730-00-222-1837	39428	4568K131	...NIPPLE, PIPE, 1/4 NPT X CLOSE	4
5	PAOZZ	4730-00-504-1908	39428	4429K251	...TEE, PIPE, 1/4 NPT	4
6	PAOZZ	4730-01-481-4262	4X630	863-000435	...NIPPLE, TUBE, 1/4 X 1/4 NPT	4
7	PAOZZ	4820-01-481-5414	4X630	863-000414	...VALVE, BALL, 1/4 NPT	4
8	MOOZZ		4X630	863-750000-16	...TUBING, NONMETALLIC, 1/4 OD X .170 ID (MAKE FROM TUBING 39428/5156K87)	1
9	PAOZZ	4730-01-481-8012	4X630	863-000436	...ELBOW, SWIVEL FLANGE, 1/8 NPT X 1/4 TUBE	5
10	PAOZZ	4730-01-481-7209	4X630	863-000433	...ADAPTER, STRAIGHT, PIPE, 1/4 TUBE X 1/8 NPT	3
11	A0000		4X630	863-750100	...LEVEL TUBE ASSY, PTT O ORIFICE (REFER TO FIGURE 60 FOR BREAKDOWN)	1
12	A0000		4X630	863-750170	...AIR TUBE ASSY, DN200B (REFER TO FIGURE 67 FOR BREAKDOWN)	1
13	A0000		4X630	863-750130	...AIR TUBE ASSY, TANK VALVES (REFER TO FIGURE 63 FOR BREAKDOWN)	1
14	PAOZZ	5340-01-481-1700	4X630	863-000321	...CLAMP, LOOP, STRUT, 1-1/2 IN	4
15	A0000		4X630	863-750110	...LEVEL TUBE ASSY, ORIFICE TO TANKS (REFER TO FIGURE 61 FOR BREAKDOWN)	1
16	A0000		4X630	863-750120	...LEVEL TUBE ASSY, RINSE2, STILL, STNDP (REFER TO FIGURE 62 FOR BREAKDOWN)	1
17	A0000		4X630	863-750160	...AIR TUBE ASSY, REAR AIR BAGS (REFER TO FIGURE 66 FOR BREAKDOWN)	1
18	PAOZZ	4730-01-481-3811	4X630	863-000437	...ELBOW, SWIVEL FLANGE, 1/4 NPT X 1/4 TUBE	6
19	PAOZZ	4730-01-481-5419	4X630	863-000350	...BUSHING, PIPE, 3/8 NPT X 1/4 NPT	2
END OF FIGURE						



REPAIR PARTS AND SPECIAL TOOL LIST (RPSTL)  
 LAUNDRY ADVANCED SYSTEM (LADS)  
 NSN: 3510-01-463-0114  
 AIR SYSTEM ASSEMBLY  
 REPAIR PARTS LIST

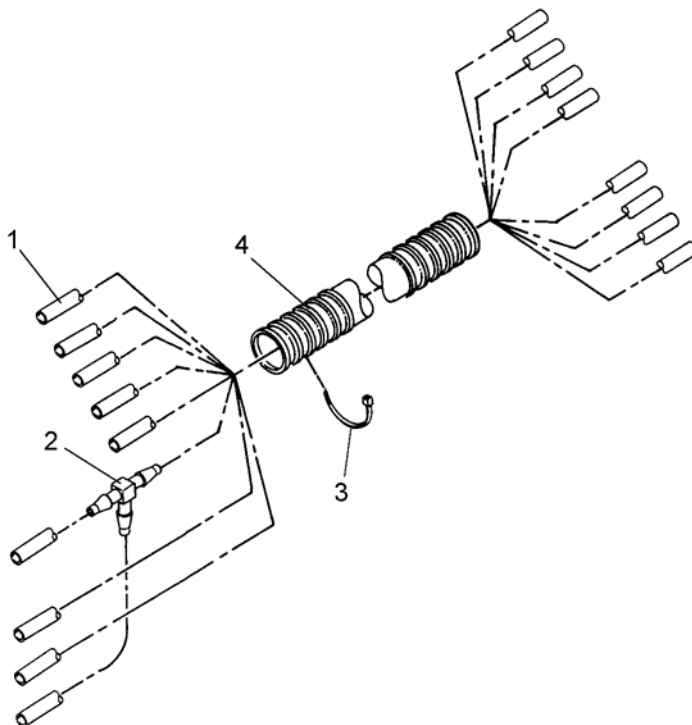


Figure 60. Level Tube Assembly, PT to Orifice

(1) ITEM NO.	(2) SMR CODE	(3) NSN	(4) CAGEC	(5) PART NUMBER	(6) DESCRIPTION AND USABLE ON CODE (UOC)	(7) QTY
<b>GROUP 0110 AIR SYSTEM ASSEMBLY</b>						
<b>FIG. 60 LEVEL TUBE ASSEMBLY, PT TO ORIFICE</b>						
1	MOOZZ		4X630	863-750100-2	....TUBING, NONMETALLIC, 1/4 OD X 1/8 ID (MAKE FROM TUBING 39428/5237K21)	1
2	PAOZZ	4730-01-481-5456	4X630	863-000429	....TEE, TUBE, 1/8	1
3	PAOZZ	4020-01-242-0582	39428	7134K2	....STRAP, TIEDOWN, ELECTRICAL, 6 LG	12
4	MOOZZ		4X630	863-750100-1	....TUBING, CORRUGATED, SPLIT, 1 (MAKE FROM PROTECTIVE TUBING 06383/CLT100N-	1

END OF FIGURE





REPAIR PARTS AND SPECIAL TOOL LIST (RPSTL)  
 LAUNDRY ADVANCED SYSTEM (LADS)  
 NSN: 3510-01-463-0114  
 AIR SYSTEM ASSEMBLY  
 REPAIR PARTS LIST

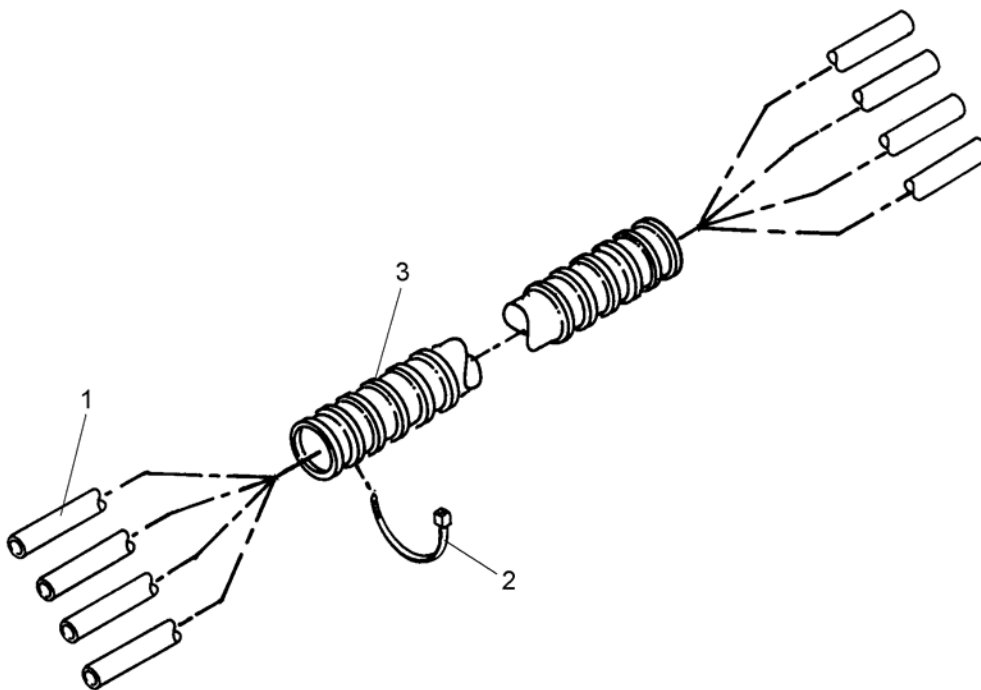


Figure 61. Level Tub Assembly, Orifice to Tanks

(1) ITEM NO.	(2) SMR CODE	(3) NSN	(4) CAGEC	(5) PART NUMBER	(6) DESCRIPTION AND USABLE ON CODE (UOC)	(7) QTY
<b>GROUP 0110 AIR SYSTEM ASSEMBLY</b>						
<b>FIG. 61 LEVEL TUBE ASSEMBLY, ORIFICE TO TANKS</b>						
1	MOOZZ		4X630	863-750110-2	....TUBING, NONMETALLIC, 1/4 OD X 1/8 ID (MAKE FROM TUBING 39428/5237K21)	1
2	PAOZZ	4020-01-242-0582	39428	7134K2	....STRAP, TIEDOWN, ELECTRICAL, 6 LG	2
3	MOOZZ		4X630	863-750110-1	....PROTECTOR, ELECTRICAL, CORRUGATED, SPLIT, 3/4 (MAKE FROM PROTECTIVE TUBING)	3

END OF FIGURE



REPAIR PARTS AND SPECIAL TOOL LIST (RPSTL)  
 LAUNDRY ADVANCED SYSTEM (LADS)  
 NSN: 3510-01-463-0114  
 AIR SYSTEM ASSEMBLY  
 REPAIR PARTS LIST

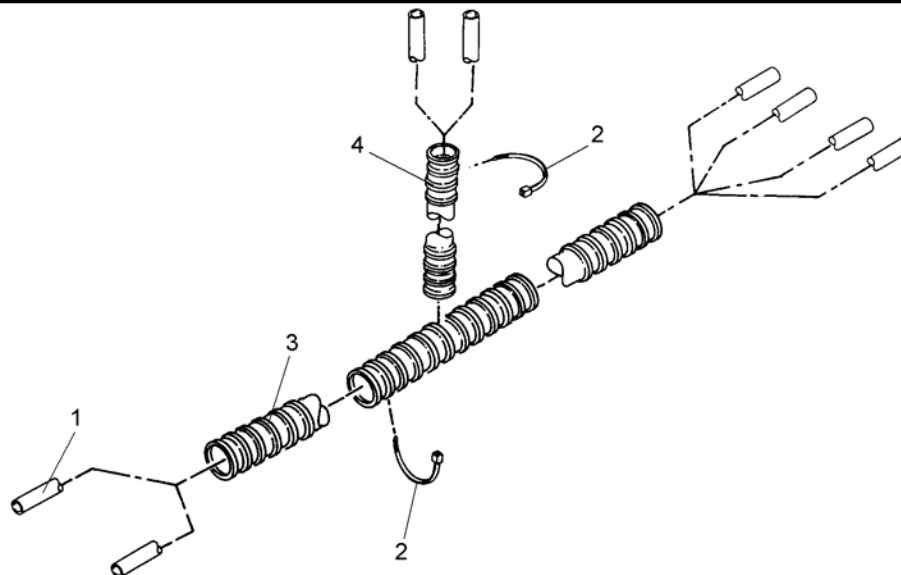


Figure 62. Level Tube Assembly, Rinse2, Still, Stndp

(1) ITEM NO.	(2) SMR CODE	(3) NSN	(4) CAGEC	(5) PART NUMBER	(6) DESCRIPTION AND USABLE ON CODE (UOC)	(7) QTY
<b>GROUP 0110 AIR SYSTEM ASSEMBLY</b>						
<b>FIG. 62 LEVEL TUBE ASSEMBLY, RINSE2, STILL, STNDP</b>						
1	MOOZZ		4X630	863-750120-3	....TUBING, NONMETALLIC, 1/4 OD X 1/8 ID (MAKE FROM TUBING 39428/5237K21)	1
2	PAOZZ	4020-01-242-0582	39428	7134K2	....STRAP, TIEDOWN, ELECTRICAL, 6 LG	24
3	MOOZZ		4X630	863-750120-1	....PROTECTOR, ELECTRICAL, CORRUGATED, SPLIT, 3/4 (MAKE FROM PROTECTIVE TUBING)	1
4	MOOZZ		4X630	863-750120-2	....PROTECTOR, ELECTRICAL, CORRUGATED, SPLIT, 1/2 (MAKE FROM PROTECTIVE TUBING)	1
END OF FIGURE						





REPAIR PARTS AND SPECIAL TOOL LIST (RPSTL)  
LAUNDRY ADVANCED SYSTEM (LADS)  
NSN: 3510-01-463-0114  
AIR SYSTEM ASSEMBLY  
REPAIR PARTS LIST

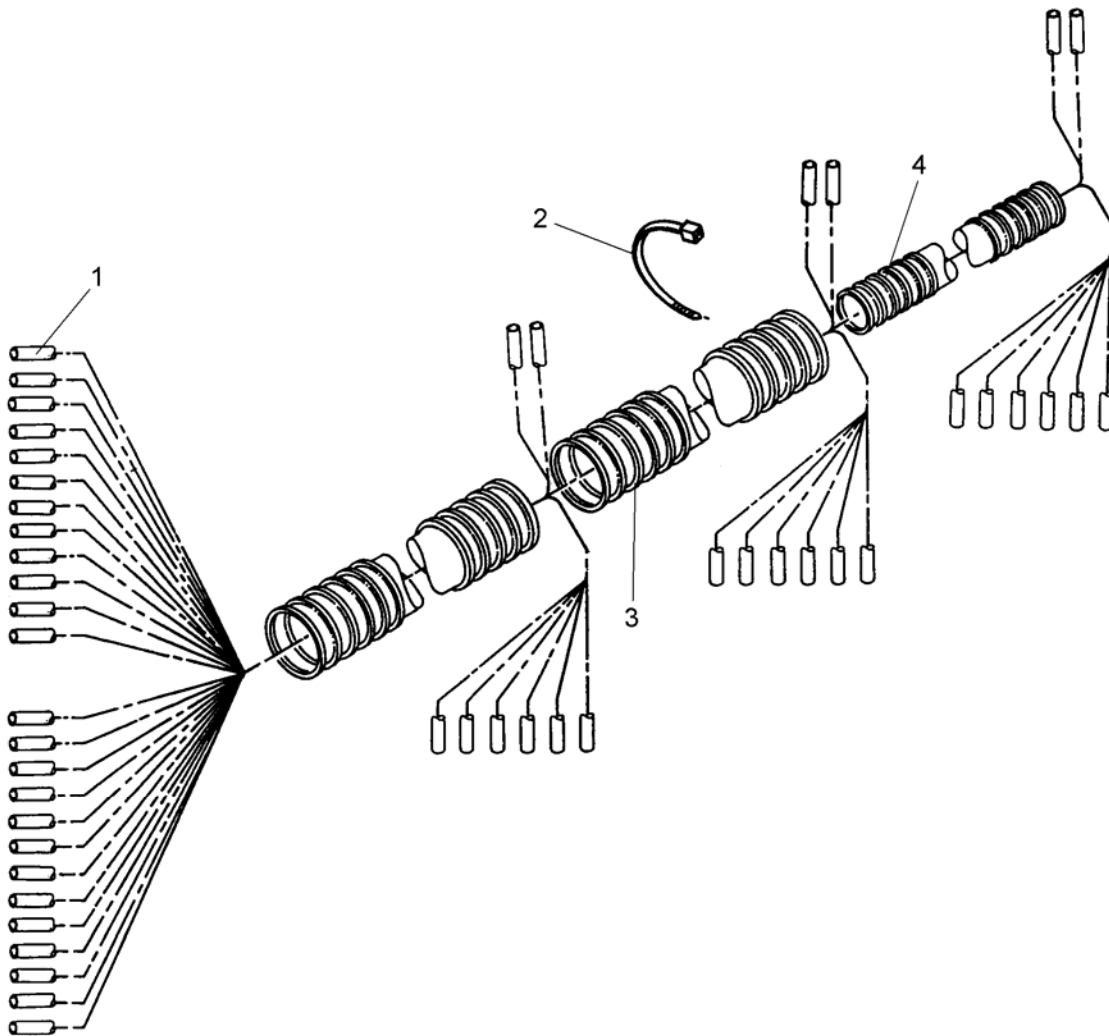


Figure 63. Air Tube Assembly, Tank Valves

(1) ITEM NO.	(2) SMR CODE	(3) NSN	(4) CAGEC	(5) PART NUMBER	(6) DESCRIPTION AND USABLE ON CODE (UOC)	(7) QTY
<b>GROUP 0110 AIR SYSTEM ASSEMBLY</b>						
<b>FIG. 63 AIR TUBE ASSEMBLY, TANK VALVES</b>						
1	MOOZZ		4X630	863-750130-3	....TUBING, NONMETALLIC, 1/4 OD X .170 ID (MAKE FROM TUBING 39428/5156K87)	1
2	PAOZZ	4020-01-242-0582	39428	7134K2	....STRAP, TIEDOWN, ELECTRICAL, 6 LG	30
3	MOOZZ		4X630	863-750130-1	....SHIELD, COIL, CORRUGATED, SPLIT, 1 1/2 (MAKE FROM PROTECTIVE TUBING)	1
4	MOOZZ		4X630	863-750130-2	....TUBING, CORRUGATED, SPLIT, 1 (MAKE FROM PROTECTIVE TUBING (06383/CLT100N-	1
END OF FIGURE						







REPAIR PARTS AND SPECIAL TOOL LIST (RPSTL)  
LAUNDRY ADVANCED SYSTEM (LADS)  
NSN: 3510-01-463-0114  
AIR SYSTEM ASSEMBLY  
REPAIR PARTS LIST

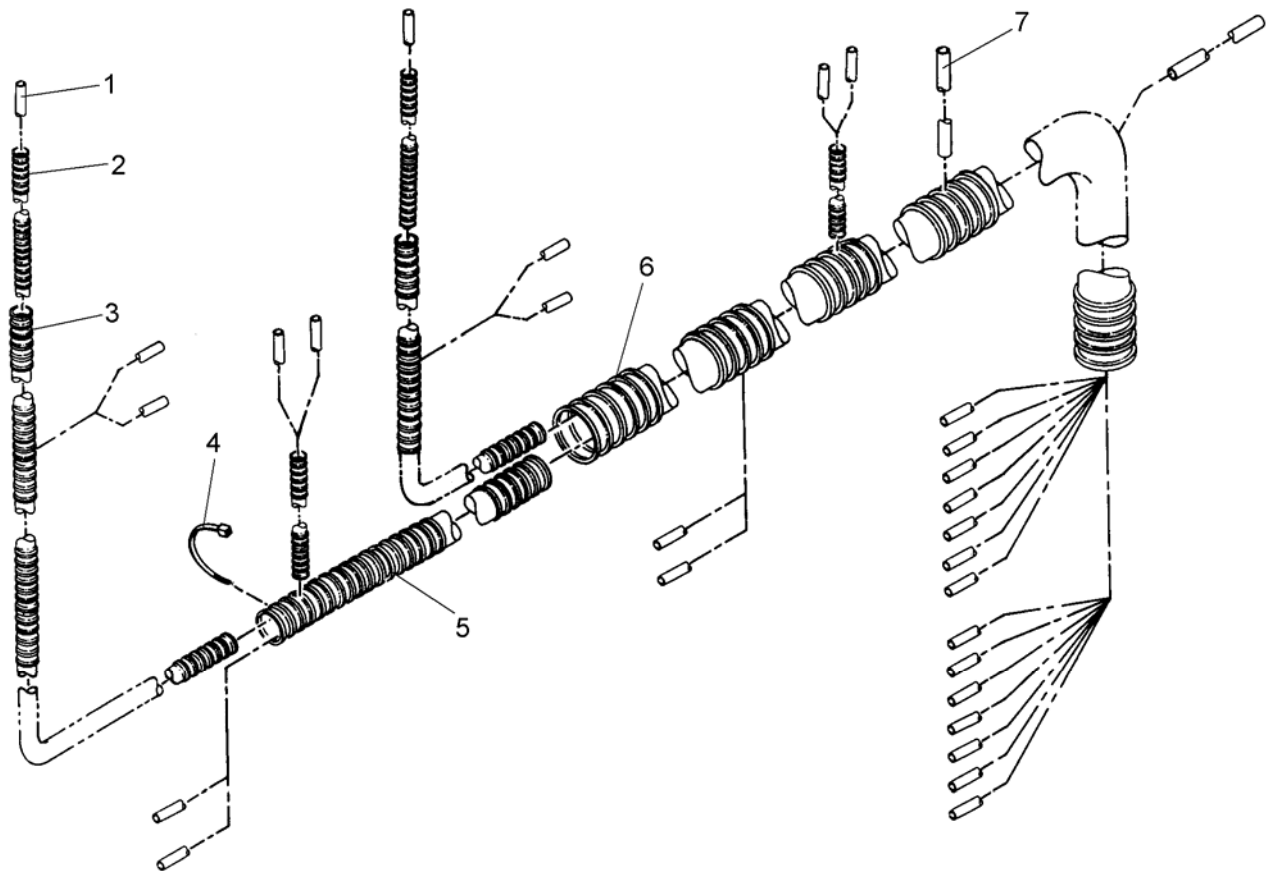


Figure 64. Air Tube Assembly, Top, Top Area

(1) ITEM NO.	(2) SMR CODE	(3) NSN	(4) CAGEC	(5) PART NUMBER	(6) DESCRIPTION AND USABLE ON CODE (UOC)	(7) QTY
<b>GROUP 0110 AIR SYSTEM ASSEMBLY</b>						
<b>FIG. 64 AIR TUBE ASSEMBLY, TOP, TOP AREA</b>						
1	MOOZZ		4X630	863-750140-4	....TUBING, NONMETALLIC, 1/4 OD X .170 ID (MAKE FROM TUBING 39428/5156K87)	1
2	MOOZZ		4X630	863-750140-3	....PROTECTOR, ELECTRICAL, CORRUGATED, SPLIT, 1/2 (MAKE FROM PROTECTIVE TUBING)	1
3	MOOZZ		4X630	863-750140-7	....PROTECTOR, ELECTRICAL, CORRUGATED, SPLIT, 3/4 (MAKE FROM PROTECTIVE TUBING)	1
4	PAOZZ	4020-01-242-0582	39428	7134K2	....STRAP, TIEDOWN, ELECTRICAL, 6 LG	80
5	MOOZZ		4X630	863-750140-2	....TUBING, CORRUGATED, SPLIT, 1 (MAKE FROM PROTECTIVE TUBING (06383/CLT100N-	1
6	MOOZZ		4X630	863-750140-1	....SHIELD, COIL, CORRUGATED, SPLIT, 1 1/2 (MAKE FROM PROTECTIVE TUBING)	1
7	MOOZZ		4X630	863-750140-5	....HOSE, NONMETALLIC, 3/8 OD X 1/4 ID (MAKE FROM TUBING 39428/5156K88)	1
END OF FIGURE						





REPAIR PARTS AND SPECIAL TOOL LIST (RPSTL)  
LAUNDRY ADVANCED SYSTEM (LADS)  
NSN: 3510-01-463-0114  
AIR SYSTEM ASSEMBLY  
REPAIR PARTS LIST

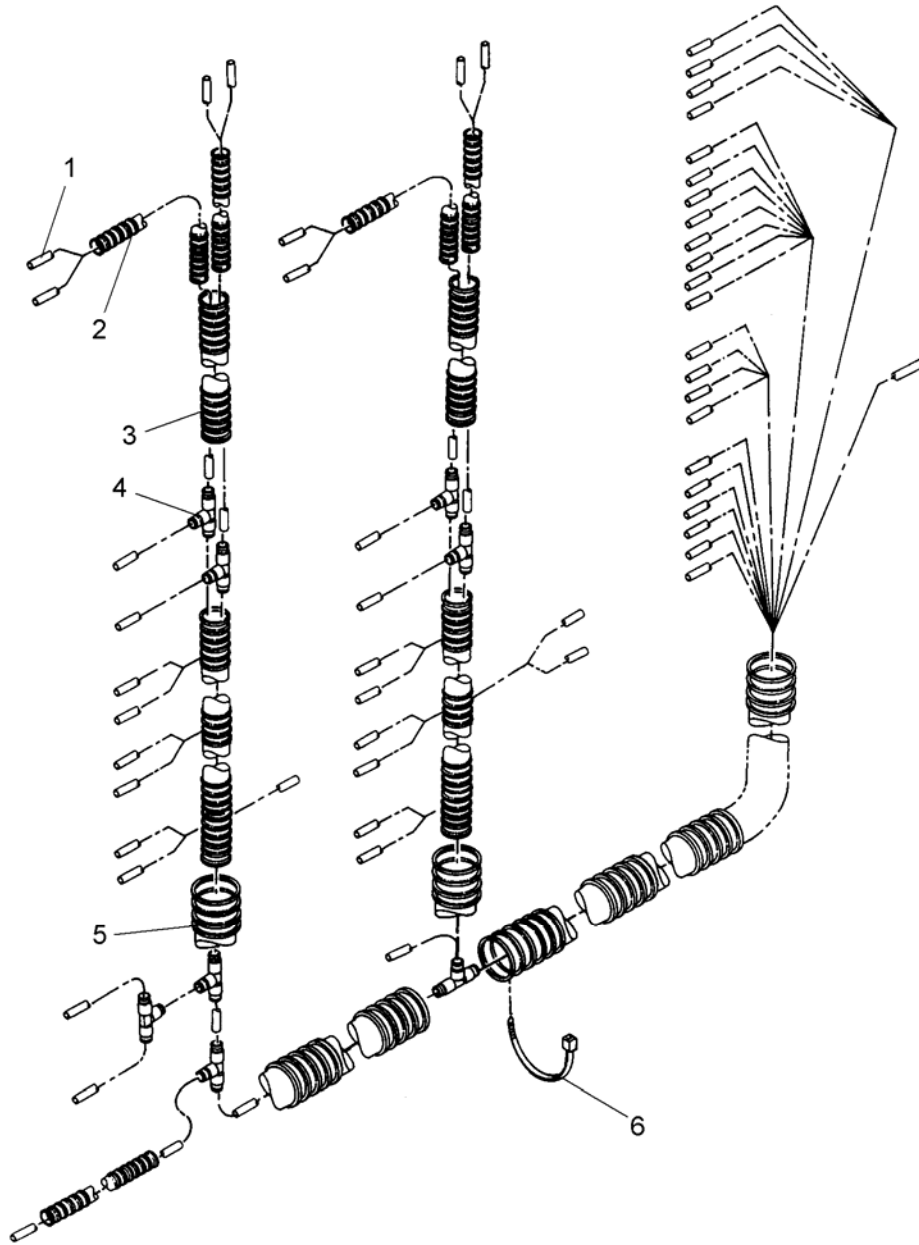


Figure 65. Air Tube Assembly, Btm, Bottom Area

(1) ITEM NO.	(2) SMR CODE	(3) NSN	(4) CAGEC	(5) PART NUMBER	(6) DESCRIPTION AND USABLE ON CODE (UOC)	(7) QTY
<b>GROUP 0110 AIR SYSTEM ASSEMBLY</b>						
<b>FIG. 65 AIR TUBE ASSEMBLY, BTM, BOTTOM AREA</b>						
1	MOOZZ		4X630	863-750150-5	....TUBING, NONMETALLIC, 1/4 OD X .170 ID (MAKE FROM TUBING 39428/5156K87)	1
2	MOOZZ		4X630	863-750150-4	....PROTECTOR, ELECTRICAL, CORRUG ATED, SPLIT, 1/2 (MAKE FROM PROTECTIVE TUBING)	1
3	MOOZZ		4X630	863-750150-2	....TUBING, CORRUGATED, SPLIT, 1 (MAKE FROM PROTECTIVE TUBING (06383/CLT100N-	1
4	PAOZZ	4730-01-481-7818	4X630	863-000430	....TEE, TUBE, 1/4	8
5	MOOZZ		4X630	863-750150-1	....SHIELD, COIL, CORRUGATED, SPLIT, 1 1/2 (MAKE FROM PROTECTIVE TUBING)	1
6	PAOZZ	4020-01-242-0582	39428	7134K2	....STRAP, TIEDOWN, ELECTRICAL, 6 LG	100
END OF FIGURE						





REPAIR PARTS AND SPECIAL TOOL LIST (RPSTL)  
 LAUNDRY ADVANCED SYSTEM (LADS)  
 NSN: 3510-01-463-0114  
 AIR SYSTEM ASSEMBLY  
 REPAIR PARTS LIST

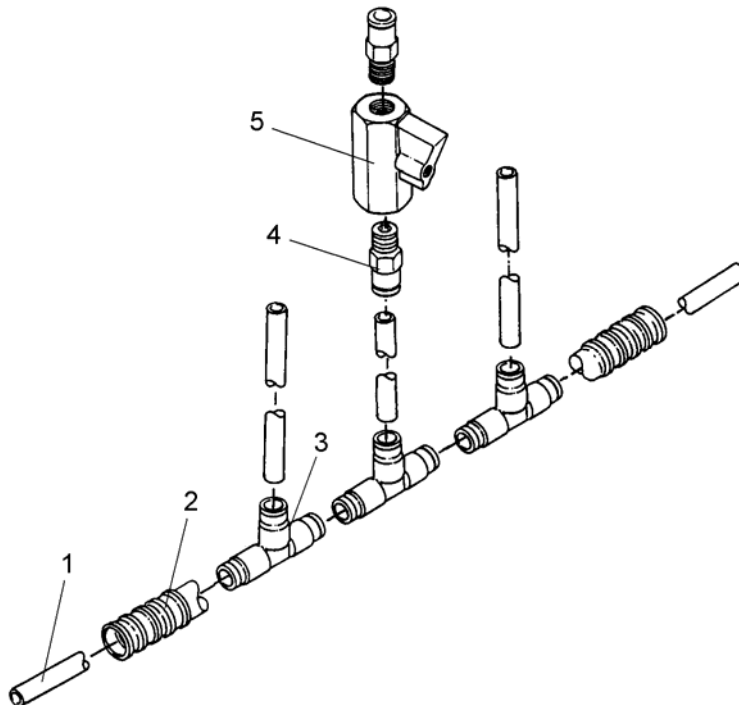


Figure 66. Air Tube Assembly, Rear Air Bags

(1) ITEM NO.	(2) SMR CODE	(3) NSN	(4) CAGEC	(5) PART NUMBER	(6) DESCRIPTION AND USABLE ON CODE (UOC)	(7) QTY
<b>GROUP 0110 AIR SYSTEM ASSEMBLY</b>						
<b>FIG. 66 AIR TUBE ASSEMBLY, REAR AIR BAGS</b>						
1	MOOZZ		4X630	863-750160-4	....TUBING, NONMETALLIC, 1/4 OD X .170 ID (MAKE FROM TUBING 39428/5156K87)	1
2	MOOZZ		4X630	863-750160-5	....PROTECTOR, ELECTRICAL, CORRUGATED, SPLIT, 1/2 (MAKE FROM PROTECTIVE TUBING)	1
3	PAOZZ	4730-01-481-7818	4X630	863-000430	....TEE, TUBE, 1/4	3
4	PAOZZ	4730-01-481-7209	4X630	863-000433	....ADAPTER, STRAIGHT, PIPE, 1/4 TUBE X 1/8 NPT	2
5	PAOZZ	4820-01-481-4295	4X630	863-000413	....VALVE, BALL, 1/8 FNPT	1

END OF FIGURE



REPAIR PARTS AND SPECIAL TOOL LIST (RPSTL)  
 LAUNDRY ADVANCED SYSTEM (LADS)  
 NSN: 3510-01-463-0114  
 AIR SYSTEM ASSEMBLY  
 REPAIR PARTS LIST

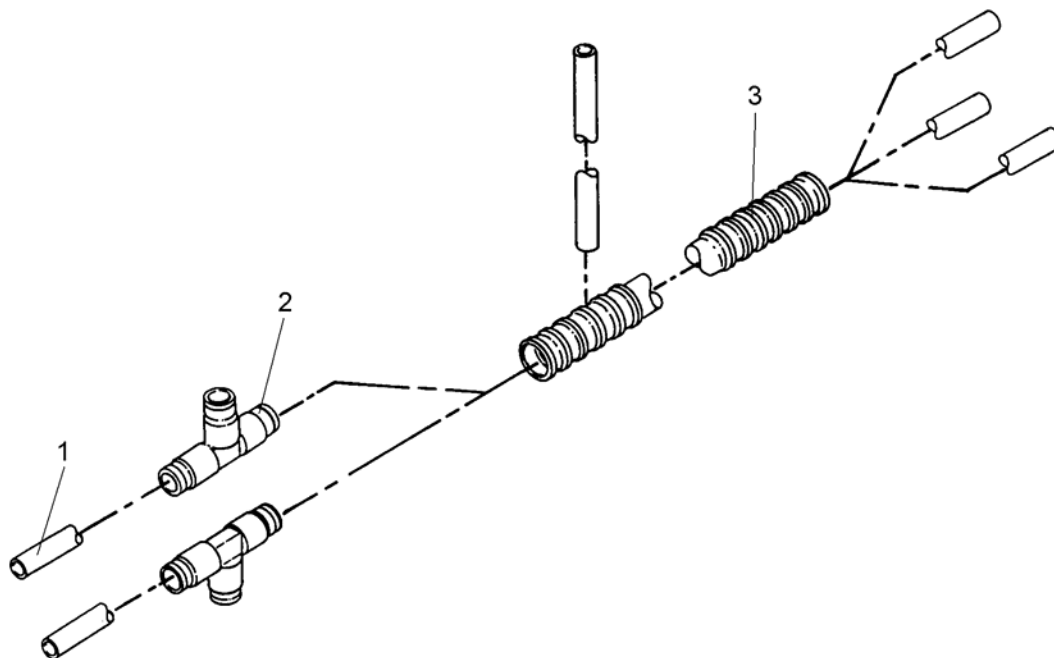


Figure 67. Air Tube Assembly, DN200B

(1) ITEM NO.	(2) SMR CODE	(3) NSN	(4) CAGEC	(5) PART NUMBER	(6) DESCRIPTION AND USABLE ON CODE (UOC)	(7) QTY
--------------------	--------------------	------------	--------------	--------------------	---	------------

**GROUP 0110 AIR SYSTEM ASSEMBLY**

**FIG. 67 AIR TUBE ASSEMBLY, DN200B**

1	MOOZZ		4X630	863-750170-2	....TUBING, NONMETALLIC, 1/4 OD X .170 ID (MAKE FROM TUBING 39428/5156K87)	1
2	PAOZZ	4730-01-481-7818	4X630	863-000430	....TEE, TUBE, 1/4	2
3	MOOZZ		4X630	863-750170-1	....PROTECTOR, ELECTRICAL, CORRUGATED, SPLIT, 1/2 (MAKE FROM PROTECTIVE TUBING)	1

END OF FIGURE



REPAIR PARTS AND SPECIAL TOOL LIST (RPSTL)  
 LAUNDRY ADVANCED SYSTEM (LADS)  
 NSN: 3510-01-463-0114  
 ENCLOSURE ASSEMBLY, MAIN CONTROL  
 REPAIR PARTS LIST

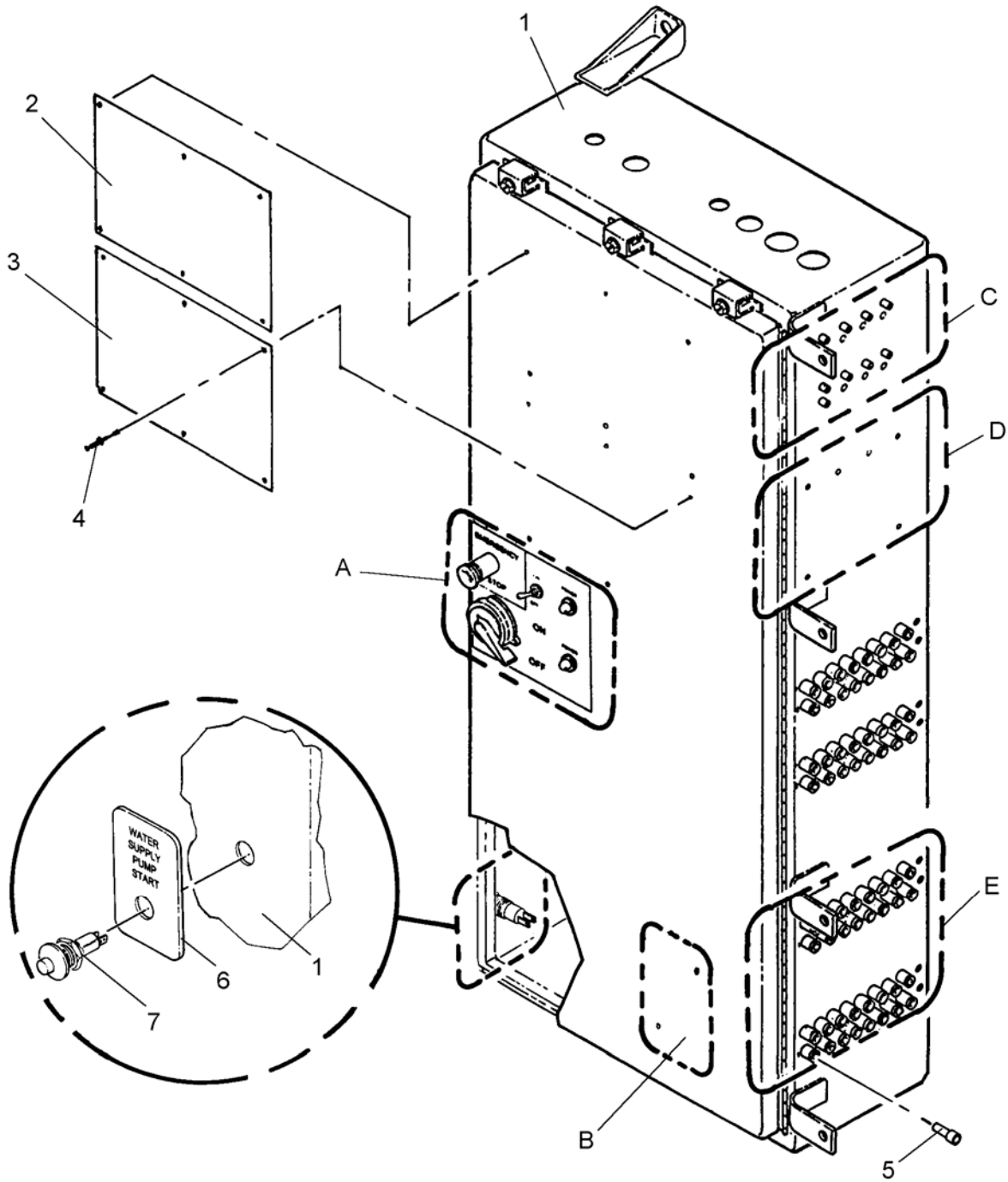


Figure 68. Enclosure, Main Control (Sheet 1 of 12)

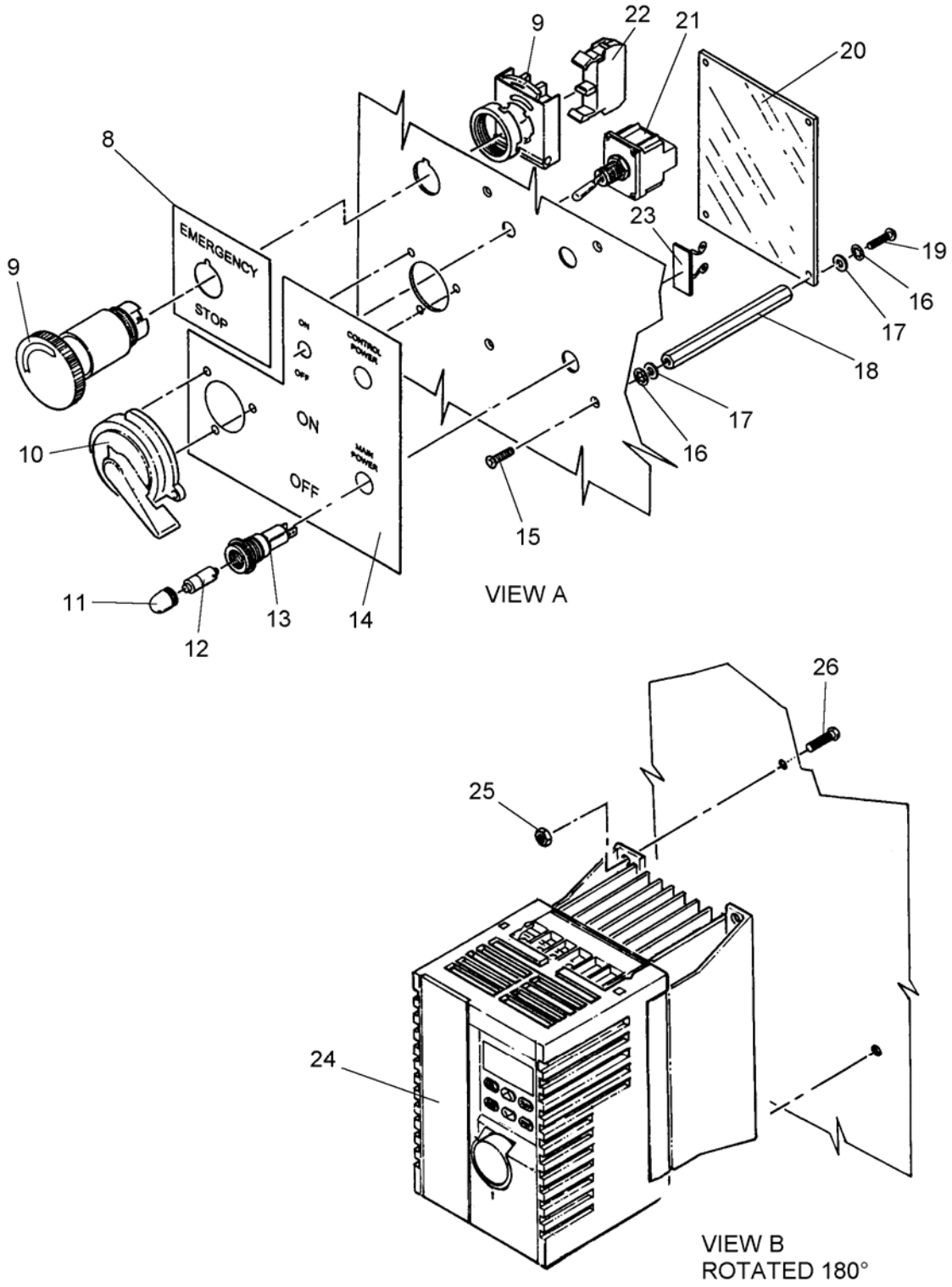


Figure 68. Enclosure, Main Control (Sheet 2 of 12)

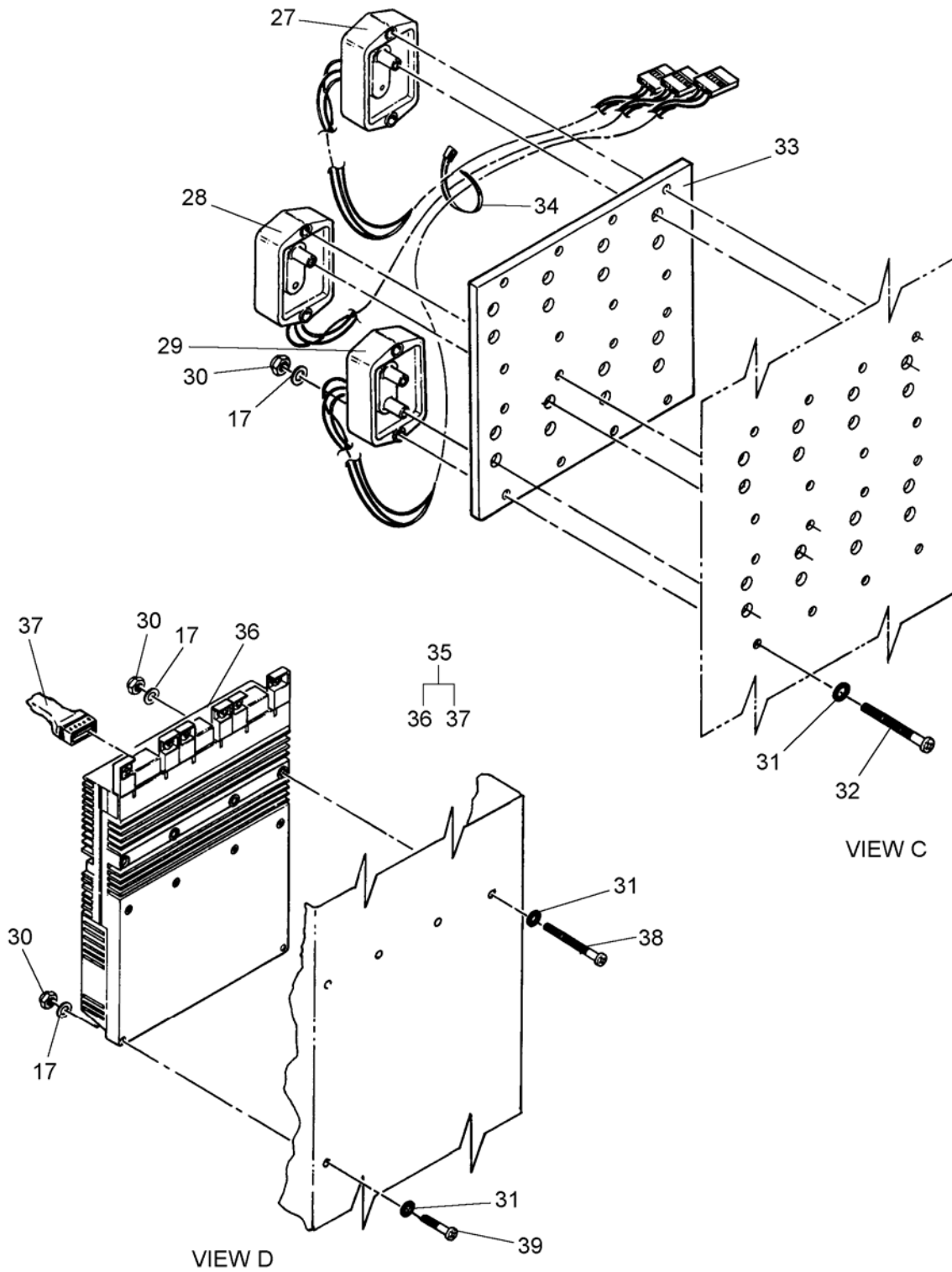


Figure 68. Enclosure, Main Control (Sheet 3 of 12)

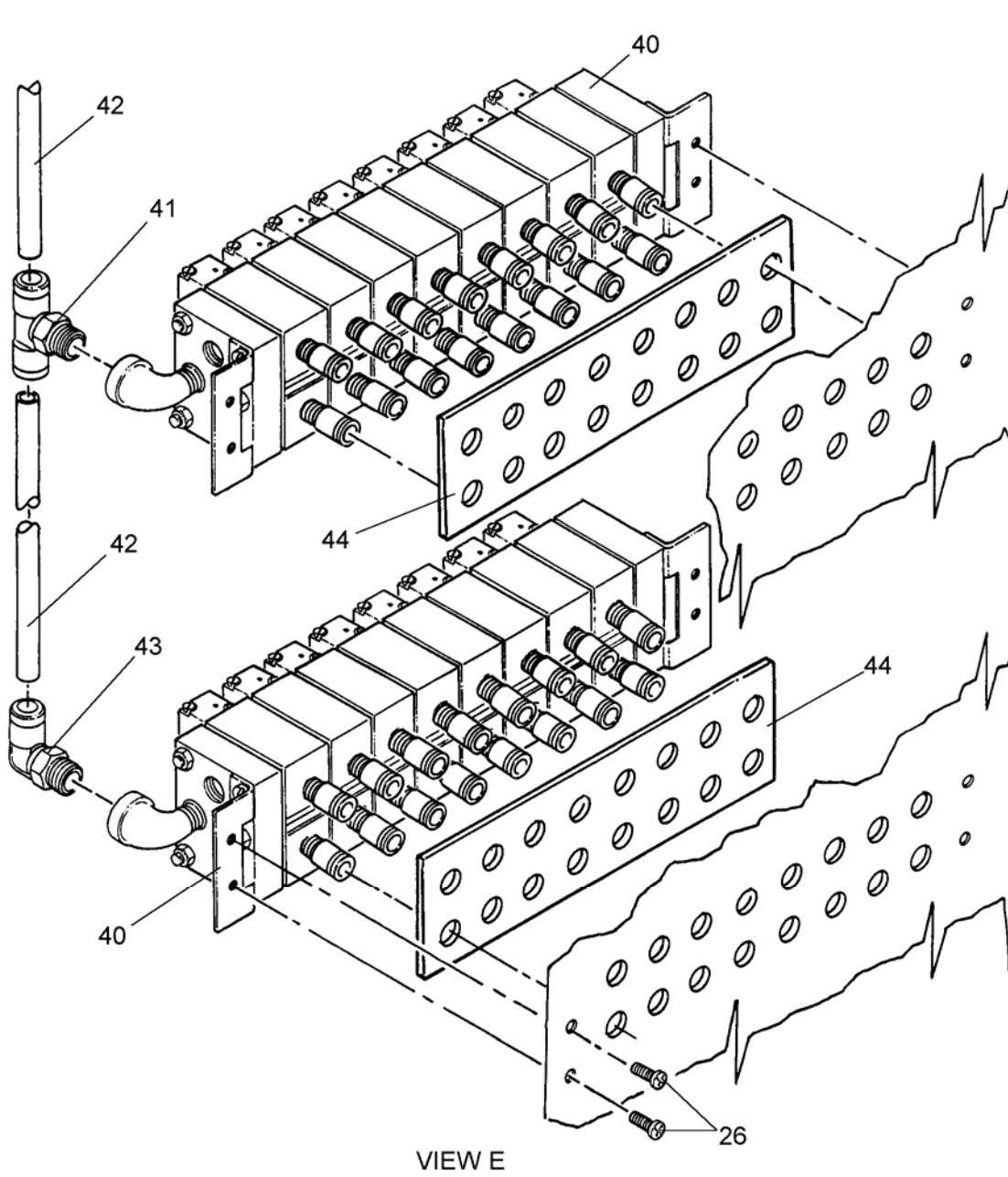


Figure 68. Enclosure, Main Control (Sheet 4 of 12)



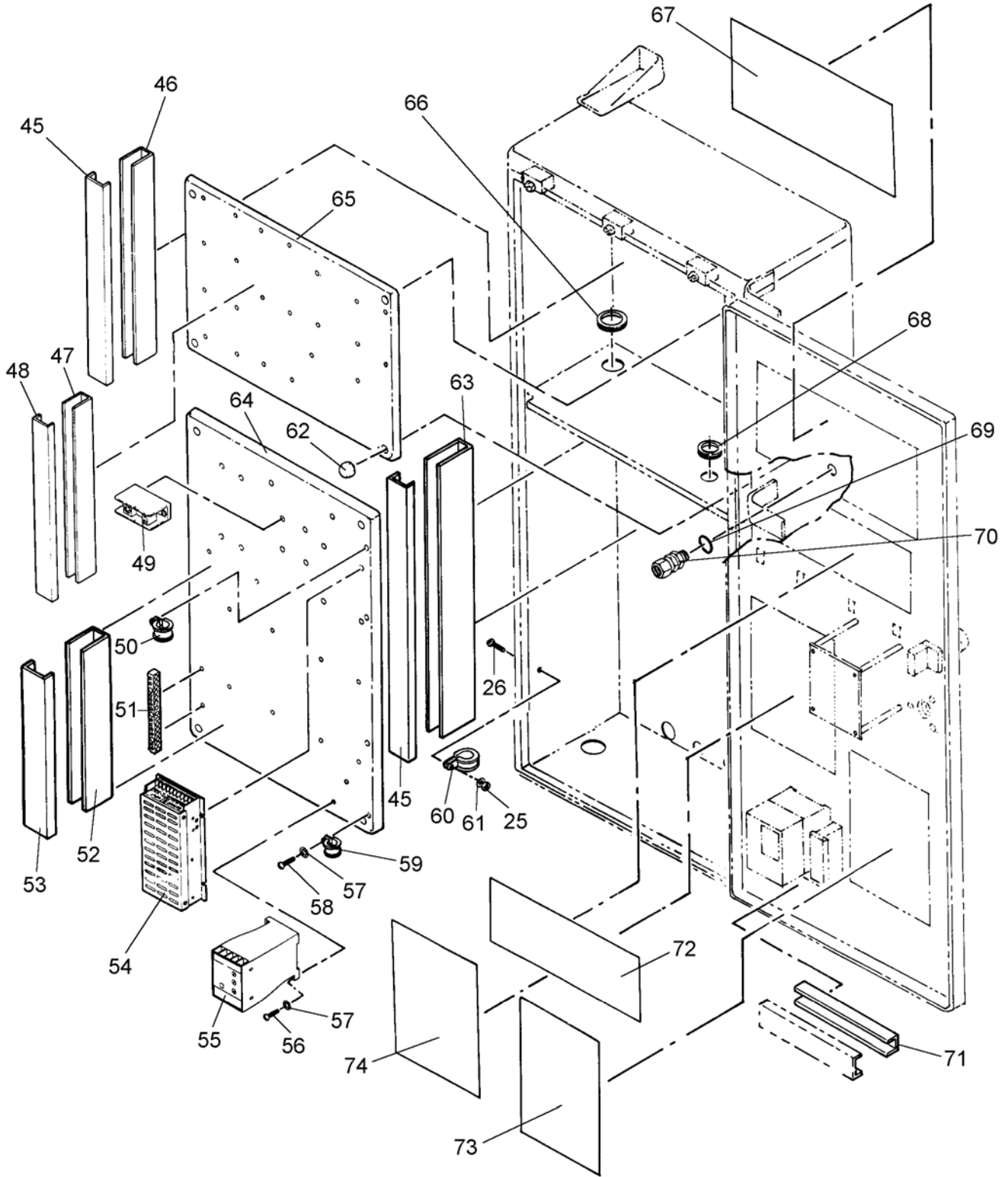


Figure 68. Enclosure, Main Control (Sheet 5 of 12)

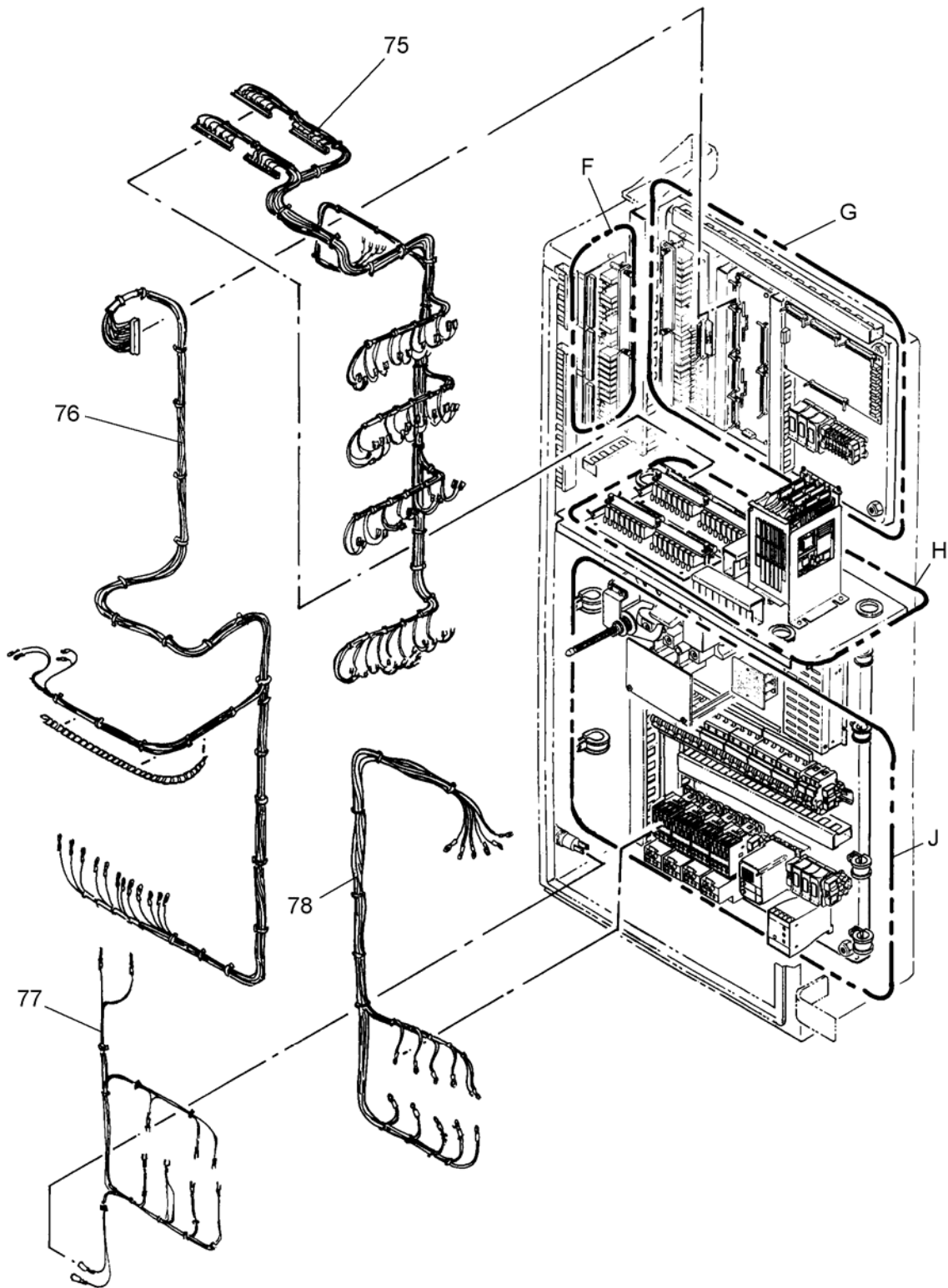


Figure 68. Enclosure, Main Control (Sheet 6 of 12)

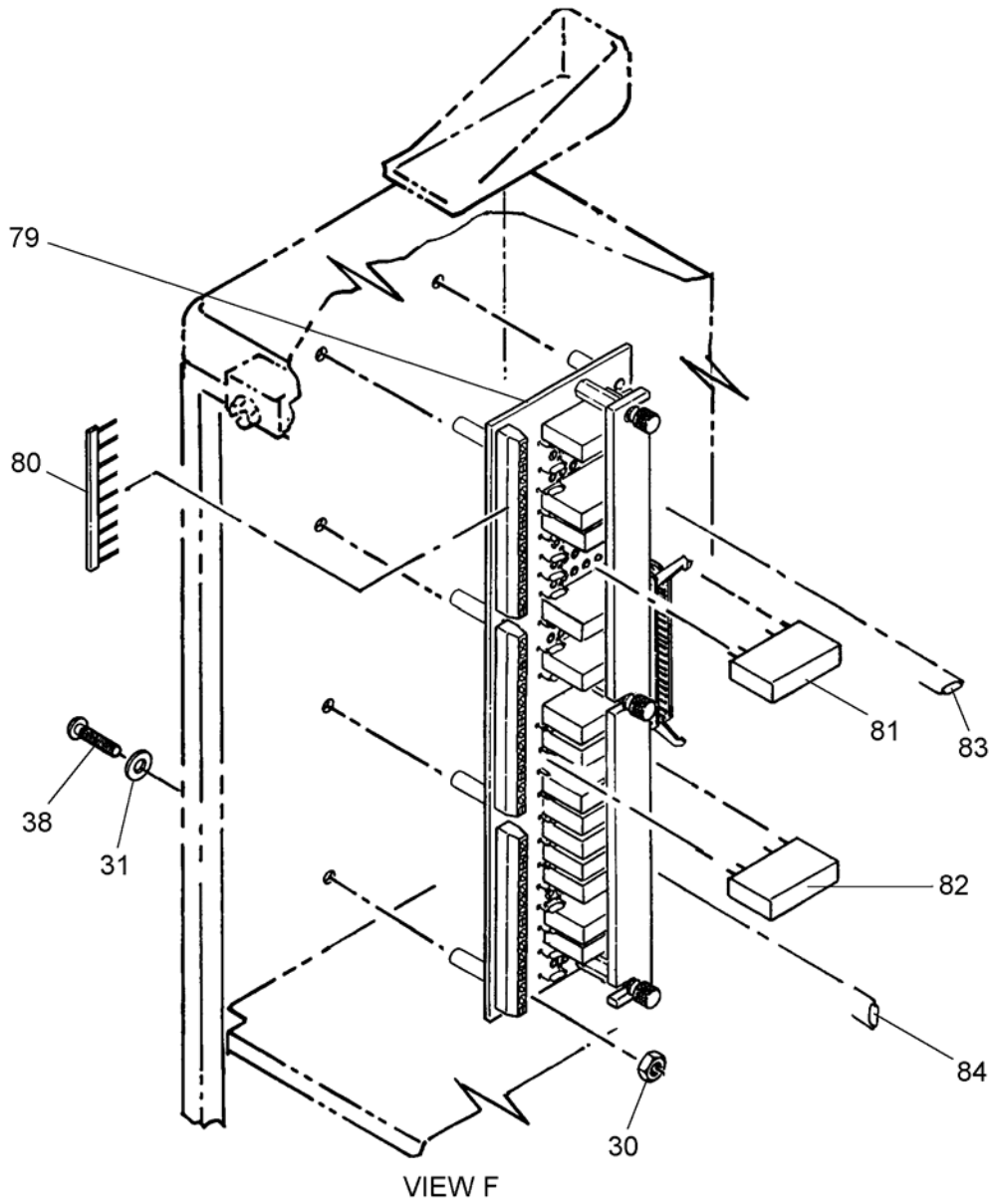


Figure 68. Enclosure, Main Control (Sheet 7 of 12)

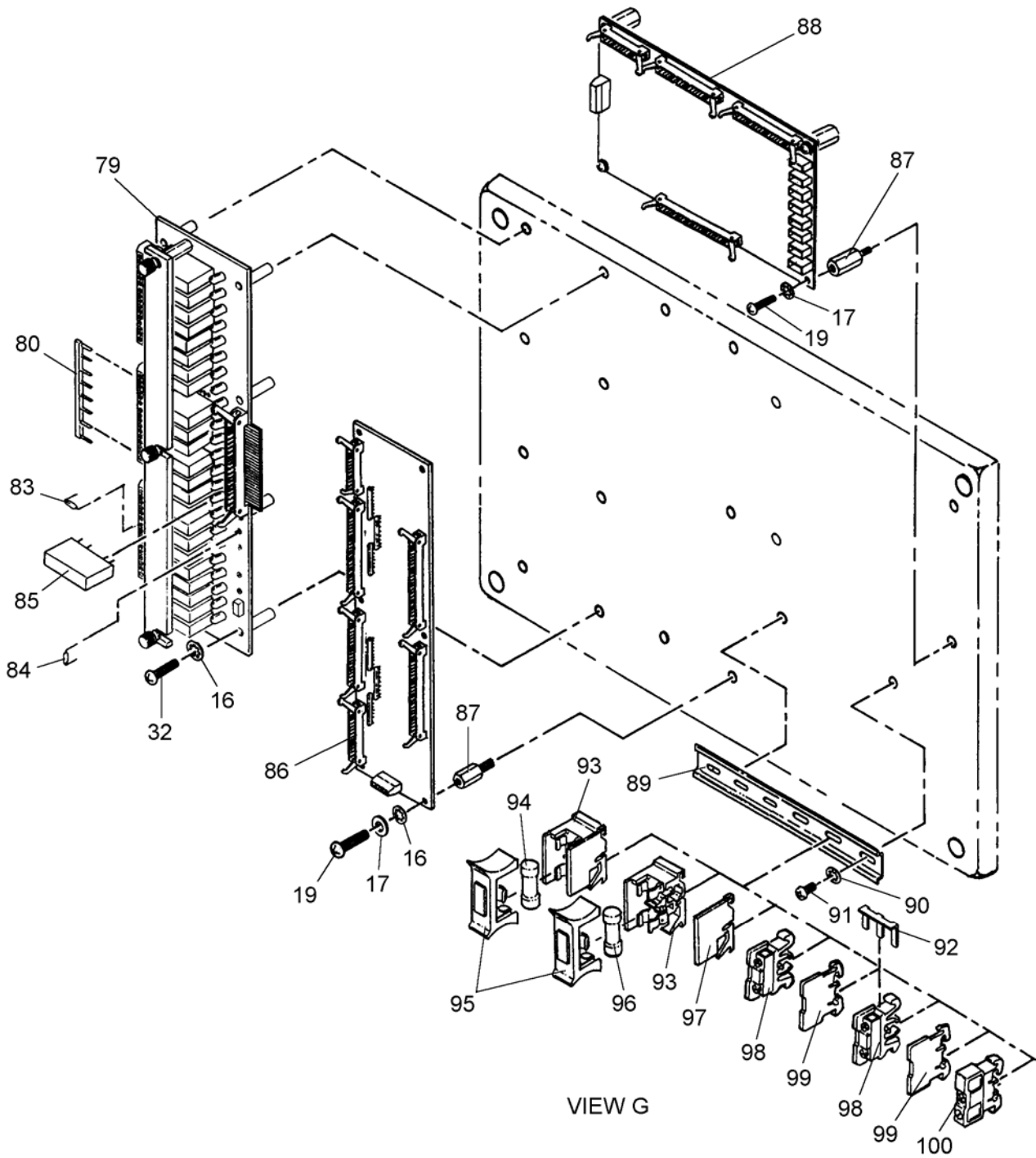


Figure 68. Enclosure, Main Control (Sheet 8 of 12)

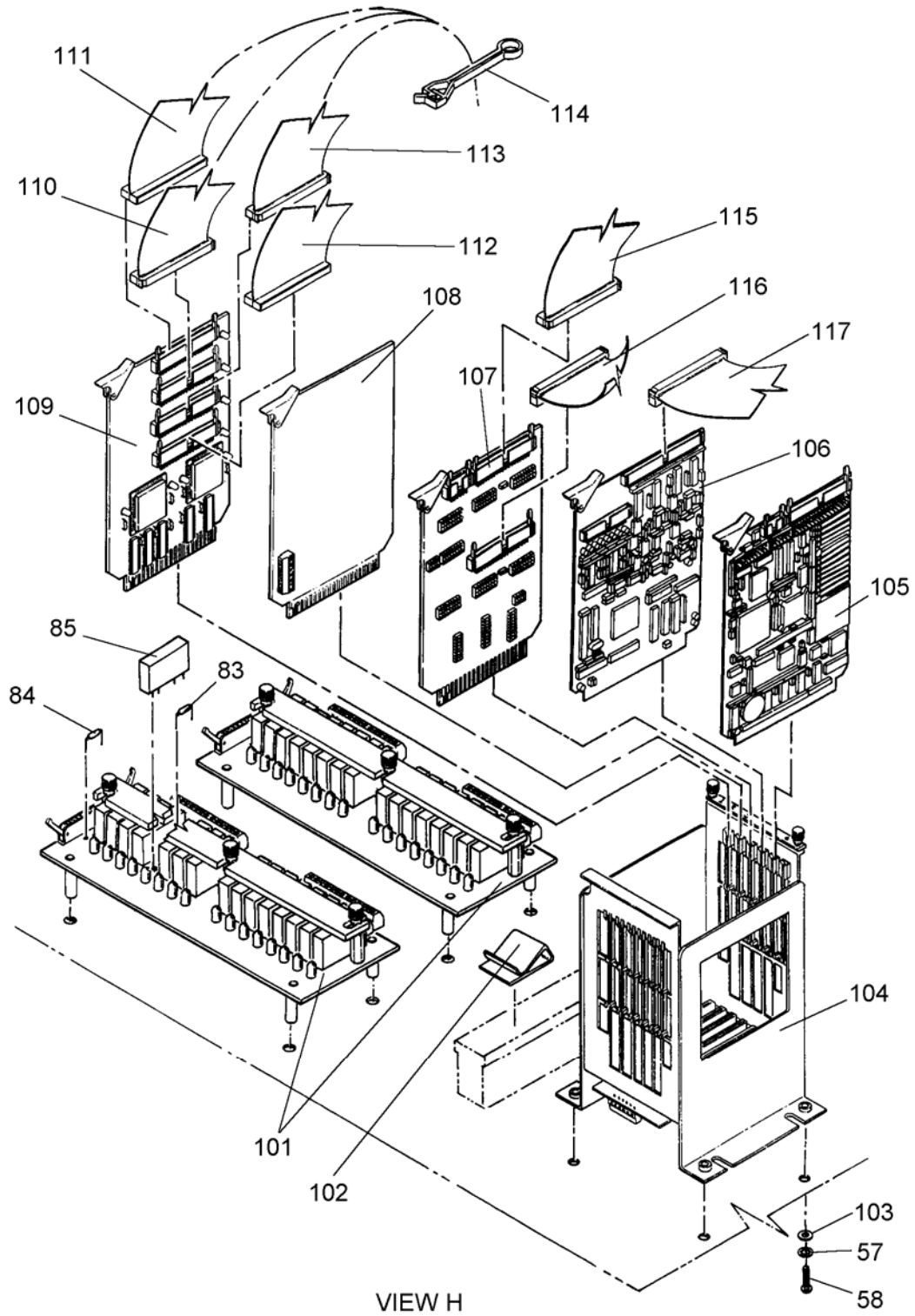


Figure 68. Enclosure, Main Control (Sheet 9 of 12)

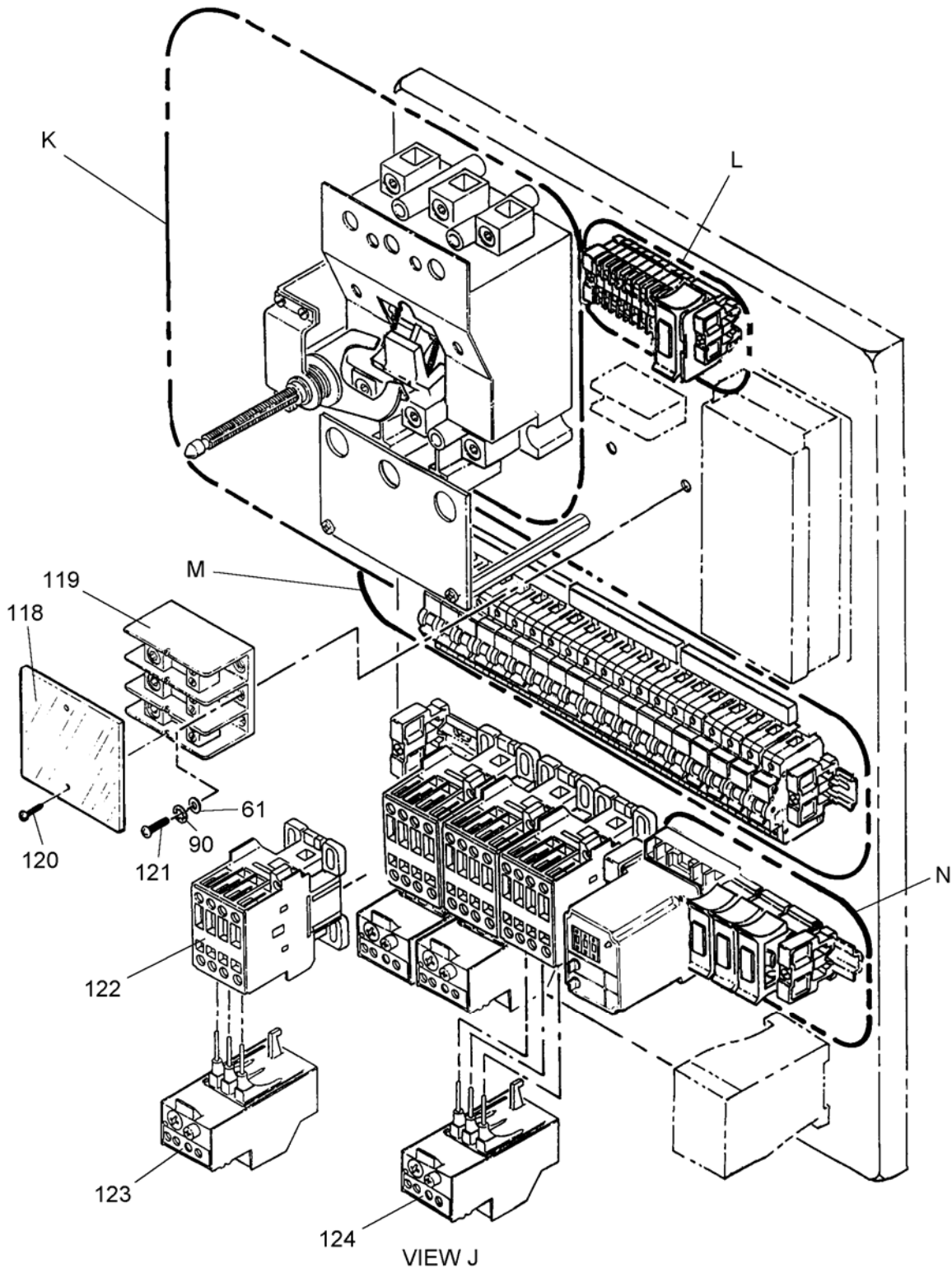


Figure 68. Enclosure, Main Control (Sheet 10 of 12)

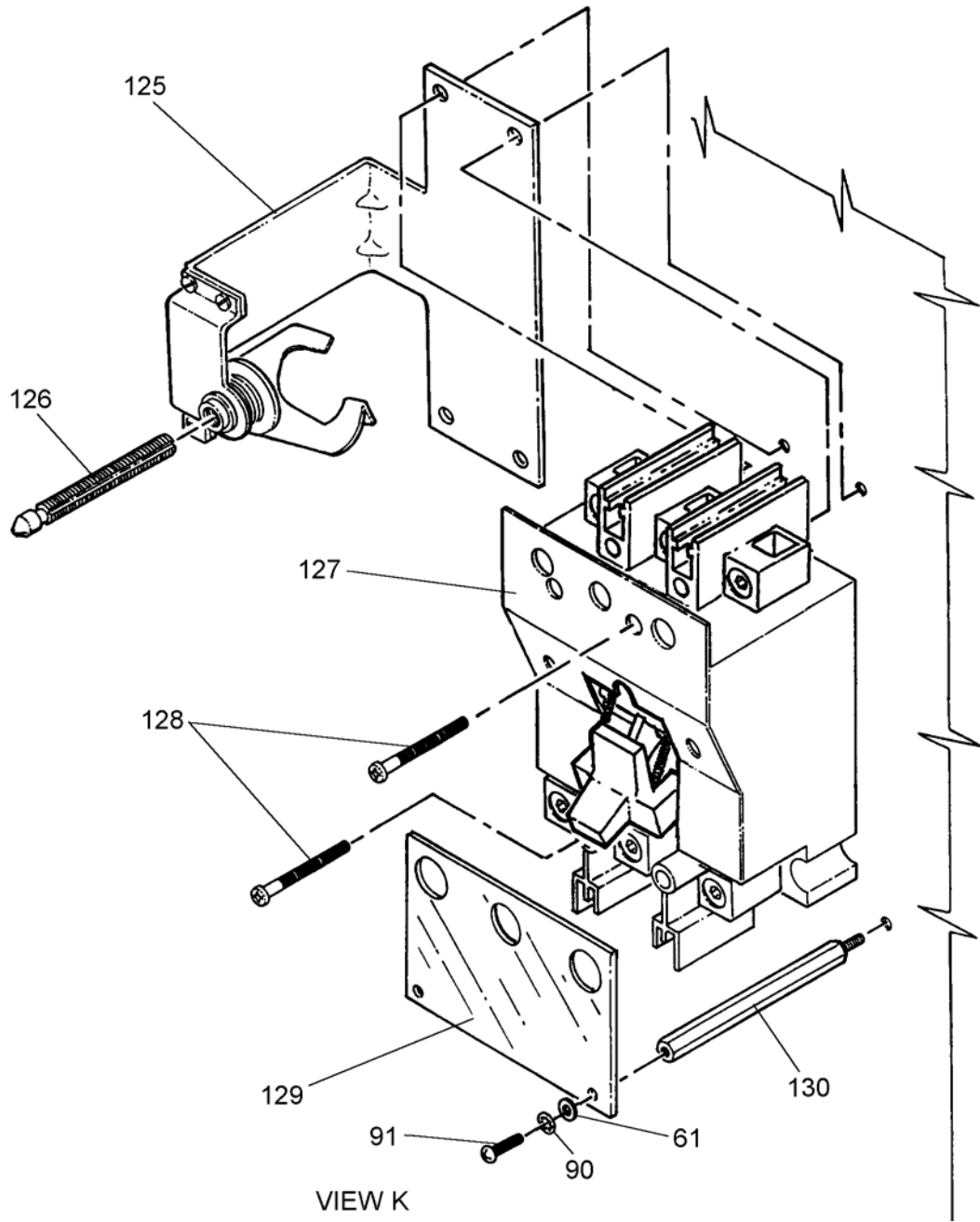


Figure 68. Enclosure, Main Control (Sheet 11 of 12)

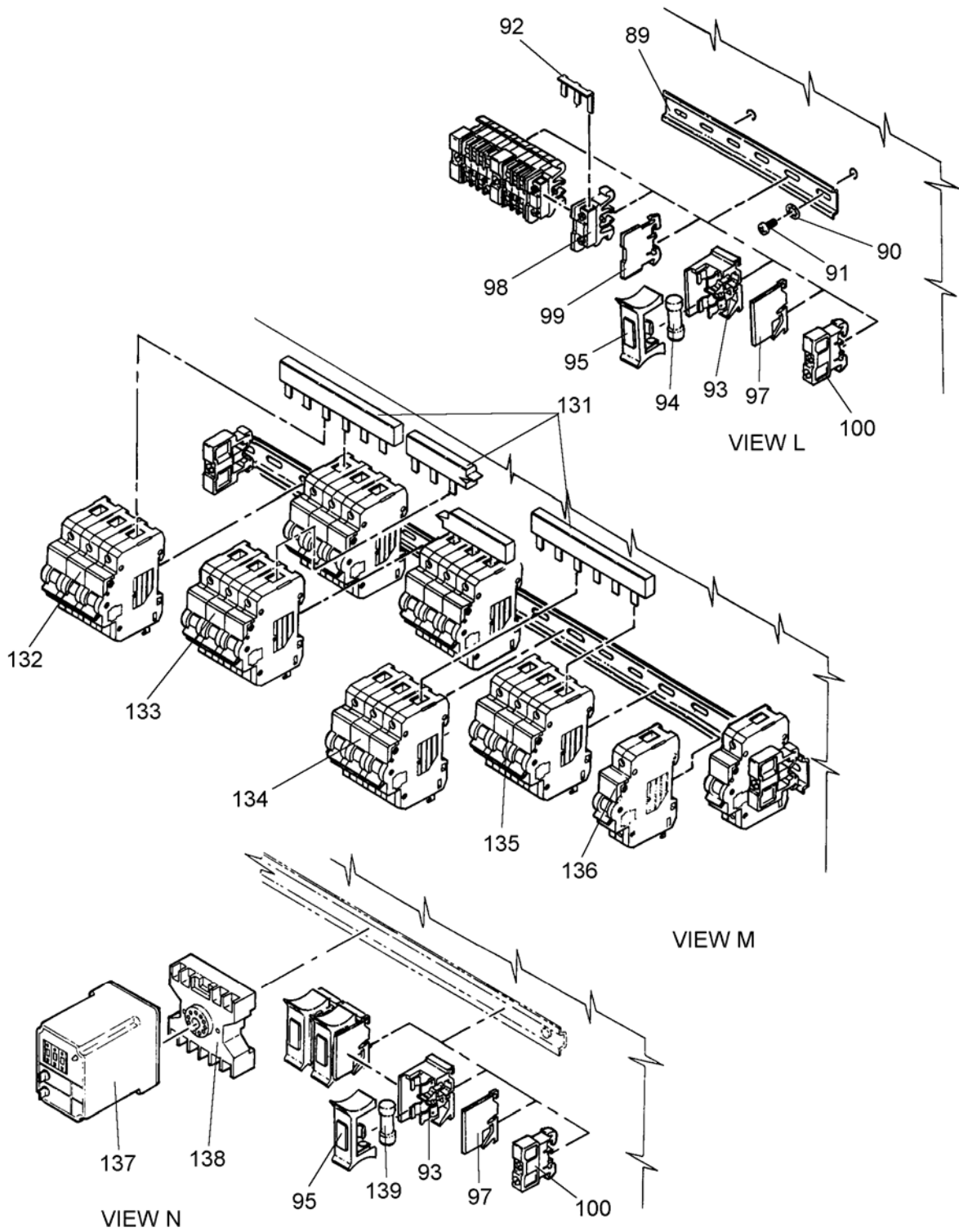


Figure 68. Enclosure, Main Control (Sheet 12 of 12)



(1) ITEM NO.	(2) SMR CODE	(3) NSN	(4) CAGEC	(5) PART NUMBER	(6) DESCRIPTION AND USABLE ON CODE (UOC)	(7) QTY
<b>GROUP 0111 ENCLOSURE ASSEMBLY, MAIN CONTROL</b>						
<b>FIG. 68 ENCLOSURE, MAIN CONTROL</b>						
1	XDHHH		4X630	863-510010	...ENCLOSURE,MAINCONTROL	1
2	PAOZZ	9905-01-481-9561	4X630	863-510120	...PLATE,INSTRUCTION,SYSTEM OPERATION	1
3	PAOZZ	9905-01-492-7530	4X630	863-510126	...PLATE,INSTRUCTION,CYCLE DESCRIPTION	1
4	PAOZZ	5320-01-476-0343	39428	97525A425	...RIVET,BLIND,DOME HD,1/8 DIA X 1/4 GRIP	12
5	PAOZZ	4730-01-481-1661	4X630	863-000426	...PLUG ASSEMBLY,SEALING,TUBE FITTING,1/4	4
6	PAOZZ	9905-01-506-2724	4X630	863-510145	...PLATE,INSTRUCTION,WATER SUPPLY PUMP START	1
7	PAOZZ	5930-01-481-6717	4X630	863-510921	...SWITCH,PUSHBUTTON	1
8	PAOZZ	7690-01-481-3370	4X630	863-510060	...LABEL,EMERGENCY STOP	1
9	PAOZZ	5930-01-481-6741	4X630	863-510923	...SWITCH,PUSHBUTTON,EMERGENC Y STOP	1
10	PAOZZ	5930-01-481-6713	4X630	863-000421	...HANDLE,SWITCH	1
11	PAOZZ	6210-01-481-3372	4X630	863-000458	...LENS,LIGHT,CLEAR	2
12	PAOZZ	5980-01-493-5664	4X630	863-510902	...LAMP,LED,WHITE	2
13	PAOZZ	6210-01-436-0820	83330	95-5710-09-201	...LIGHT,INDICATOR	2
14	PAOZZ	7690-01-481-3371	4X630	863-510050	...LABEL,POWER CONTROLS	1
15	PAOZZ	5305-01-481-1826	4X630	863-000594	...SCREW,MACHINE,FLT HD,#6-32 UNC X 3/8 LG,100 DEG	4
16	PAOZZ	5310-00-616-3555	96906	MS35333-71	...WASHER,LOCK,INTERNAL TOOTH,#6	36
17	PAOZZ	5310-00-722-5998	96906	MS15795-805	...WASHER,FLAT,#6	30
18	PAOZZ	5340-01-493-5340	4X630	863-000631	...STANDOFF,#6-32UNC X 3 LG	4
19	PAOZZ	5305-00-054-6652	96906	MS51957-28	...SCREW,MACHINE,PAN HD,#6-32 UNC X 3/8 LG	16
20	PAOZZ	5340-01-481-1726	4X630	863-510110	...COVER,ACCESS,DOOR	1
21	PAOZZ	5930-00-655-4247	96906	MS24524-22	...SWITCH,TOGGLE,DPST	1
22	PAOZZ	5999-01-478-5619	4X630	863-510922	...CONTACT ASSEMBLY,ELECTRICAL,NC	1
23	PAOZZ	5975-01-481-5142	4X630	863-000214	...MOUNTING BASE,TIEDOWN,ADHESIVE BACKED	10
24	PAOZZ	6110-01-481-8191	4X630	863-510800	...CONTROLLER,MOTORSPEED,1 HP,PROGRAMMED	1
25	PAOZZ	5310-00-208-9255	96906	MS21044-C3	...NUT,SLFLKG,#10-32UNF	4
26	PAOZZ	5305-01-481-7094	4X630	863-000569	...SCREW,MACHINE,PAN HD,SEALING,#10-32 UNF X 1/2 LG	20
27	PAOZZ	5930-01-481-6742	4X630	863-510086	...SWITCH,SENSITIVE,PRESSURE,0-5 PSIG	6
28	PAOZZ	5930-01-481-6743	4X630	863-510087	...SWITCH,SENSITIVE,PRESSURE,0-1 PSIG	1

(1) ITEM NO.	(2) SMR CODE	(3) NSN	(4) CAGEC	(5) PART NUMBER	(6) DESCRIPTION AND USABLE ON CODE (UOC)	(7) QTY
<b>GROUP 0111 ENCLOSURE ASSEMBLY, MAIN CONTROL</b>						
<b>FIG. 68 ENCLOSURE, MAIN CONTROL</b>						
29	PAOZZ	5930-01-481-6744	4X630	863-510085	...SWITCH,SENSITIVE,PRESSURE,0-1 PSID	1
30	PAOZZ	5310-00-925-9646	96906	MS21083-C06	...NUT,SELF-LOCKING,HEX HD,#6-32 UNC	30
31	PAOZZ	5310-01-481-7099	4X630	863-000560	...WASHER,FLAT,SEALING,#6	30
32	PAOZZ	5305-00-054-6659	96906	MS51957-35	...SCREW,MACHINE,PAN HD,#6-32 UNC X 1 1/4 LG	32
33	PAOZZ	5330-01-481-3216	4X630	863-510090	...GASKET,PRESSURE SENSORS	1
34	PAOZZ	4020-01-242-0582	39428	7134K2	...STRAP,TIEDOWN,ELECTRICAL,6 LG	100
35	AOOOO		4X630	863-510047	...POWER SUPPLY ASSY,+5,+/-12	1
36	PAOZZ	6130-01-481-4916	4X630	863-510932	...POWER SUPPLY,+5,+/-12 VDC	1
37	PAOZZ	5998-01-481-7285	4X630	863-510048	...CIRCUIT CARD ASSEMBYCIRCUIT ASSEMBLY,PS1 TRIM	1
38	PAOZZ	5305-01-481-1824	4X630	863-000580	...SCREW,MACHINE,PAN HD, #6-32 UNC X 1-1/2 LG	12
39	PAOZZ	5305-01-481-1825	4X630	863-000579	...SCREW,MACHINE,PAN HD, #6-32 UNC X 1 LG	2
40	AOOOO		53527	FL00041	...MANIFOLD ASSY,SOLENOID VALVES (REFER TO FIGURE 69 FOR BREAKDOWN)	4
41	PAOZZ	4730-01-481-5514	4X630	863-000432	...TEE,TUBE,SWIVEL,3/8 TUBE X 1/4 NPT	3
42	MOOZZ		4X630	863-510000-67	...TUBING,NONMETALLIC,3/8 OD X 1/4 ID,BLACK (MAKE TUBING FROM 39428/5548K)	1
43	PAOZZ	4730-01-481-7362	4X630	863-000438	...ELBOW,PIPE TO TUBE,SWIVEL,3/8 TUBE X 1/4 NPT	1
44	PAOZZ	5330-01-493-4669	4X630	863-510080	...GASKET,SOL MANFLD	4
45	MOOZZ		4X630	863-510000-60	...COVER,CONDUIT RACEWAY (MAKE FROM DUCT COVER 06383/C1LG6)	1
46	MOOZZ		4X630	863-510000- 110	...CONDUIT,NONMETALLIC,ADHESIVE BACKED (MAKE FROM WIRE DUCT 06383/E1X3LG6-A)	1
47	MOOZZ		4X630	863-510000- 108	...WIRE DUCT,ADHESIVE BACKED (MAKE FROM WIRE DUCT 06383/F.75X1.5LG)	1
48	MOOZZ		4X630	863-510000- 109	...COVER,WIRING DUCT(MAKE FROM DUCT COVER 06383/C.75LG6)	1
49	PAOZZ	5940-01-481-4555	4X630	863-000269	...TERMINAL BOARD,1 POLE	1
50	PAOZZ	5340-01-481-1722	4X630	863-000316	...CLAMP,LOOP,3/4	2
51	PAOZZ	5925-01-077-6316	14280	PK12GTA	...GROUND BAR KIT	1
52	MOOZZ		4X630	863-510000- 142	...CONDUIT,NONMETALLIC,WIRE DUCT,ADHESIVE BACKED (MAKE FROM WIRE DUCT 06383)	1
53	MOOZZ		4X630	863-510000- 143	...COVER,WIRE DUCT(MAKE FROM DUCT COVER 06383/C1.5LG6)	1

(1) ITEM NO.	(2) SMR CODE	(3) NSN	(4) CAGEC	(5) PART NUMBER	(6) DESCRIPTION AND USABLE ON CODE (UOC)	(7) QTY
<b>GROUP 0111 ENCLOSURE ASSEMBLY, MAIN CONTROL</b>						
<b>FIG. 68 ENCLOSURE, MAIN CONTROL</b>						
54	PAOZZ	6130-01-481-4920	4X630	863-510933	...POWER SUPPLY,+12 VDC	1
55	PAOZZ	6625-01-481-7347	4X630	863-510910	...MONITOR,VOLTAGE DEVICE	1
56	PAOZZ	5305-00-054-6672	96906	MS51957-47	...SCREW,MACHINE,PAN HD,#8-32 UNC X 3/4 LG	2
57	PAOZZ	5310-00-543-2739	96906	MS35333-72	...WASHER,LOCK,INTERNAL TOOTH,#8	14
58	PAOZZ	5305-00-054-6670	96906	MS51957-45	...SCREW,MACHINE,PAN HD,#8-32 UNC X 1/2 LG	12
59	PAOZZ	5340-01-481-7077	4X630	863-000315	...CLAMP,LOOP,1/2	2
60	PAOZZ	5340-01-481-8105	4X630	863-000319	...CLAMP,LOOP,1-1/2	2
61	PAOZZ	5310-00-619-1148	96906	MS15795-808	...WASHER,FLAT,#10	8
62	PAOZZ	5340-01-481-1723	4X630	863-000622	...CAP,PROTECTIVE,DUST	8
63	MOOZZ		4X630	863-510000-59	...WIRE DUCT,ADHESIVE BACKED (MAKE FROM WIRE DUCT 06383/E1X4LG6-A)	1
64	XDHZZ		4X630	863-510030	...SUBPANEL,ELECCOMPARTMENT	1
65	XDHZZ		4X630	863-510020	...SUBPANEL,ELEKCOMPARTMENT	1
66	PAOZZ	5325-01-481-1738	4X630	863-000616	...GROMMET,NONMETALLIC,1-1/2 ID	2
67	PAOZZ	9905-01-492-7539	4X630	863-510121	...PLATE,INSTRUCTION,ELECTRONIC DIAGRAM	1
68	PAOZZ	5325-01-467-2485	4X630	863-000614	...GROMMET,NONMETALLIC,1-1/4 ID	2
69	PAOZZ	5331-01-481-1660	4X630	863-000602	...O-RING	1
70	PAOZZ	4730-01-481-7797	4X630	863-000439	...NUT,TUBE COUPLING,BULKHEAD,3/8 TUBE	1
71	MOOZZ		4X630	863-510000- 136	...CONDUIT,NONMETALLIC,WIRE DUCT (MAKE FROM WIRE DUCT 06383/E1X1LG6)	1
72	PAOZZ	9905-01-492-7540	4X630	863-510122	...PLATE,INSTRUCTION,CARD CAGE DIAGRAM	1
73	PAOZZ	9905-01-492-7998	4X630	863-510124	...PLATE,INSTRUCTION,SOLENOID VALVES DIAGRAM	1
74	PAOZZ	9905-01-492-7999	4X630	863-510123	...PLATE,INSTRUCTION,ELECTRICAL DIAGRAM	1
75	AOOOO		4X630	863-510140	...CABLE ASSY,SOL VL(REFER TO FIGURE 71 FOR BREAKDOWN)	1
76	AOOOO		4X630	863-510141	...CABLE ASSY,PCB2-J4(REFER TO FIGURE 70 FOR BREAKDOWN)	1
77	AOOOO		4X630	863-510144	...CABLE ASSY,WATERSUPPLY PUMP START (REFER TO FIGURE 73 FOR BREAKDOWN)	1
78	AOOOO		4X630	863-510142	...CABLE ASSY,CNTORNEUTRALS (REFER TO FIGURE 72 FOR BREAKDOWN)	1
79	PAOOO	5945-01-493-5668	4X630	863-510909	...PCB,SS RELAY	2
80	PAOZZ	6150-01-481-4449	4X630	863-000503	...BUS,CONDUCTOR,JUMPER BAR,8 POSITION	6

(1) ITEM NO.	(2) SMR CODE	(3) NSN	(4) CAGEC	(5) PART NUMBER	(6) DESCRIPTION AND USABLE ON CODE (UOC)	(7) QTY
<b>GROUP 0111 ENCLOSURE ASSEMBLY, MAIN CONTROL</b>						
<b>FIG. 68 ENCLOSURE, MAIN CONTROL</b>						
81	PAOZZ	5945-01-481-6746	4X630	863-510906	...RELAY,SOLID STATE,AC OUT	10
82	PAOZZ	5945-01-481-6773	4X630	863-510905	...RELAY,SOLID STATERELAY,SOLID STATE,AC IN	5
83	PAOZZ	9520-00-057-4818	4X630	863-510936	....FUSE,5A	80
84	PAOZZ	5920-01-481-6708	4X630	863-510935	....FUSE,CARTRIDGE,1A	4
85	PAOZZ	5945-01-481-6745	4X630	863-510907	...RELAY,SOLID STATE,DC OUT	55
86	PAOZZ	5998-01-481-6706	4X630	863-510300	...CIRCUIT CARD ASSEMBLY,DISCRETE INPUT	1
87	PAOZZ	5340-01-481-1719	4X630	863-000596	...STANDOFF,THREADED,S,M/F,#6-32 X 3/4 LG	12
88	PAOZZ	5998-01-481-6704	4X630	863-510200	...CIRCUIT CARD ASSEMBLY,ANALOG	1
89	PAOZZ	5340-01-481-3314	4X630	863-000567	...BRACKET,MULTIPLE ANGLE,TERMINAL BLOCK	4
90	PAOZZ	5310-00-543-5933	96906	MS35333-73	...WASHER,LOCK,INTERNAL TOOTH,#10	12
91	PAOZZ	5305-00-059-3659	96906	MS51958-63	...SCREW,MACHINE,PAN HD,#10-32 UNF X 1/2 LG	12
92	PAOZZ	6150-01-298-1468	56365	9080GH73	...BUS,CONDUCTOR	3
93	PAOZZ	5920-01-257-5921	56365	9080GF6	...FUSEHOLDER,EXTRACTOR	7
94	PAOZZ	5920-00-166-3508	4X630	863-510918	...FUSE,CARTRIDGE,SLOW BLOW,4 AMP	3
95	PAOZZ	5940-01-481-4545	4X630	863-000502	...TERMINAL JUNCTION BLOCK,INDICATOR,BLOWN FUSE	7
96	PAOZZ	5920-00-370-2479	4X630	863-510917	...FUSE,CARTRIDGE,SLOW BLOW,10 AMP	1
97	PAOZZ	5920-01-481-7859	4X630	863-000562	...FUSEHOLDER,EXTRACTOR,END BARRIER,FUSE BLOCK	3
98	PAOZZ	5940-01-260-0111	56365	9080GR6	...TERMINAL JUNCTION BLOCK	18
99	PAOZZ	5940-01-352-0231	4X630	863-000564	...TERMINAL BOARD ASSEMBLY,END BARRIER,TERMINAL BLOCK	3
100	PAOZZ	5340-01-412-3512	51917	9080MH10	...CLAMP,SYNCHRO,END,TERMINAL BLOCK	11
101	PAOOO	5945-01-493-5669	4X630	863-510908	...PCB,SS RELAY	2
102	PAOZZ	5340-01-293-2971	06383	FCC-A-C8	...CLIP,SPRING TENSION,FLAT CABLE,ADHESIVE BACKED	1
103	PAOZZ	5310-00-225-5328	96906	MS15795-841	...WASHER,FLAT,#8	4
104	PAOZZ	5998-01-481-6740	4X630	863-510045	...HOLDER,ELECTRIC CARD	1
105	PAOLL	5998-01-481-7286	4X630	863-510600	...CIRCUIT CARD ASSEMBLY,CPU	1
106	PAOZZ	5998-01-481-7290	4X630	863-510700	...CIRCUIT CARD ASSEMBLY,ADC,ALTERED	1
107	PAOZZ	5998-01-481-7287	4X630	863-510500	...CIRCUIT CARD ASSEMBLY,OPTICALLY ISOLATED INPUT	1

(1) ITEM NO.	(2) SMR CODE	(3) NSN	(4) CAGEC	(5) PART NUMBER	(6) DESCRIPTION AND USABLE ON CODE (UOC)	(7) QTY
<b>GROUP 0111 ENCLOSURE ASSEMBLY, MAIN CONTROL</b>						
<b>FIG. 68 ENCLOSURE, MAIN CONTROL</b>						
108	PAOZZ	5998-01-506-0988	4X630	863-510650	...CIRCUIT CARD ASSEMBLY,POWER TEST POINTS	1
109	PAOZZ	5998-01-481-7289	4X630	863-510400	...CIRCUIT CARD ASSEMBLY,DIGITAL I/O	1
110	PAOZZ	6150-01-481-4433	4X630	863-510185	...CABLE ASSEMBLY,SPECIAL PURPOSE,PCB4	1
111	PAOZZ	6150-01-481-4435	4X630	863-510180	...CABLE ASSEMBLY,SPECIAL PURPOSE,PCB3	1
112	PAOZZ	6150-01-481-4430	4X630	863-510195	...CABLE ASSEMBLY,SPECIAL PURPOSE,PCB6	1
113	PAOZZ	6150-01-481-4434	4X630	863-510190	...CABLE ASSEMBLY,SPECIAL PURPOSE,PCB5	1
114	PAOZZ	5340-01-481-1720	4X630	863-000735	...CLIP,SPRING TENSION,SPECIAL PURPOSE	3
115	PAOZZ	6150-01-481-4440	4X630	863-510160	...CABLE ASSEMBLY,SPECIAL PURPOSE,PCB2-J2	1
116	PAOZZ	6150-01-481-4436	4X630	863-510170	...CABLE ASSEMBLY,SPECIAL PURPOSE,PCB2-J3	1
117	PAOZZ	6150-01-493-4720	4X630	863-510150	...CABLE ASSEMBLY,SPECIAL PURPOSE,PCB1-J2	1
118	PAOZZ	5340-01-481-1658	4X630	863-510100	...COVER,ACCESS,TB1	1
119	PAOZZ	5940-01-107-9500	4X630	863-000270	...TERMINAL BOARD,3 POLE	1
120	PAOZZ	5305-01-481-1725	4X630	863-000551	...SCREW,TAPPING,PAN HD,#4-40 UNC X 3/8 LG,THD CUTTING	2
121	PAOZZ	5305-00-059-3661	96906	MS51958-65	...SCREW,MACHINE,PAN HD,#10-32 UNF X 3/4 LG	4
122	PAOZZ	6110-01-481-5168	4X630	863-510937	...CONTACTOR,MAGNETIC,3-PHASE	4
123	PAOZZ	5945-01-481-6748	4X630	863-510927	...RELAY,THERMAL,CURRENT OVERLOAD	3
124	PAOZZ	5945-01-481-6747	4X630	863-510926	...RELAY,THERMAL,CURRENT OVERLOAD	1
125	PAOZZ	5930-01-481-6712	4X630	863-000417	...HANDLE,SWITCHMECHANISM	1
126	PAOZZ	3040-01-467-0405	89946	47A4446G36	...LEVER,MANUAL CONTROL,SHAFT,HANDLE,DISCONNE CT SWITCH	1
127	PAOZZ	5930-01-388-6354	89946	DS46U	...SWITCH,TOGGLE,DISCONNECT,200 AMP	1
128	PAOZZ	5340-01-481-3220	4X630	863-000510	...BRACKET,MOUNTING,DISCONNECT SWITCH	1
129	PAOZZ	9905-01-482-0376	4X630	863-510130	...COVER,PLATE,SW1	1
130	PAOZZ	5340-01-493-5368	4X630	863-000743	...STANDOFF,#10-32UNF X 3 1/4 LG	2
131	PAOZZ	6150-01-494-0237	4X630	863-000633	...BUSBAR,6-WAY,120AMP	3
132	PAOZZ	5925-01-481-6735	4X630	863-510916	...CIRCUIT BREAKER,3-POLE,63 AMP	1

(1) ITEM NO.	(2) SMR CODE	(3) NSN	(4) CAGEC	(5) PART NUMBER	(6) DESCRIPTION AND USABLE ON CODE (UOC)	(7) QTY
<b>GROUP 0111 ENCLOSURE ASSEMBLY, MAIN CONTROL</b>						
<b>FIG. 68 ENCLOSURE, MAIN CONTROL</b>						
133	PAOZZ	5925-01-481-6736	4X630	863-510915	...CIRCUIT BREAKER,3-POLE,40 AMP	3
134	PAOZZ	5925-01-481-6734	4X630	863-510914	...CIRCUIT BREAKER,3-POLE,20 AMP	1
135	PAOZZ	5925-01-481-6732	4X630	863-510913	...CIRCUIT BREAKER,3-POLE,16 AMP	1
136	PAOZZ	5925-01-481-6733	4X630	863-510912	...CIRCUIT BREAKER,1-POLE,16 AMP	2
137	PAOZZ	5945-01-506-0974	4X630	863-000286	...RELAY,ELECTROMAGNETIC,TIME- DELAY,120 VAC	1
138	PAOZZ	5940-01-506-5576	4X630	863-000287	...TERMINAL BOARD,,RELAY MOUNTING,11 PIN OCTAL	1
139	PAOZZ	5920-01-258-5034	4X630	863-510920	...FUSE,CARTRIDGE,FAST ACTING,2 AMP	3
140	MOOZZ		4X630	863-510000- 137	...TAPE,PRESSURE SENSITIVE,3/4 WIDE (MAKE FROM TAPE 06383/P32W2A2-75-72)	1
141	MOOZZ		4X630	863-510000- 138	...TUBING,PLASTIC,SPIRAL WRAP,3/8 (MAK FROM SPRIAL WRAP TUBING 06383/T38F-C)	1
142	MOOZZ		4X630	863-510000- 157	...WIRE,ELECTRICAL,16 AWG,BLK,TFFN (MAKE FROM WIRE 013J0/TFFN16BLK)	1
143	MOOZZ		4X630	863-510000- 158	...WIRE,ELECTRICAL,16 AWG,GRN,TFFN(MAKE FROM WIRE 013J0/TFFN16GRN)	1
144	MOOZZ		4X630	863-510000- 159	...WIRE,ELECTRICAL,16 AWG,WHT,TFFN (MAKE FROM WIRE 013J0/TFFN16WHT)	1
145	MOOZZ		4X630	863-510000- 160	...WIRE,ELECTRICAL,MTW,10 AWG,BLACK (MAKE FROM WIRE 013J0/10MTW)	1
146	MOOZZ		4X630	863-510000- 161	...WIRE,ELECTRICAL,MTW,12 AWG,BLACK (MAKE FROM WIRE 013J0/12MTW)	1
147	MOOZZ		4X630	863-510000- 162	...WIRE,ELECTRICAL,MTW,2 AWG,BLACK (MAKE FROM WIRE 013J0/2MTW)	1
148	MOOZZ		4X630	863-510000- 163	...WIRE,ELECTRICAL,MTW,4 AWG,BLACK (MAKE FROM WIRE 013J0/4MTW)	1
149	PAOZZ	5940-01-493-6176	4X630	863-000234	...FERRULE,NON-INSLT,16 AWG	55
150	PAOZZ	5940-00-894-9225	30119	30-211	...SPLICE,CONDUCTOR	6
151	PAOZZ	5940-00-739-7463	00779	32498	...TERMINAL,LUG,CRIMP,FORK,RED,#8	7
152	PAOZZ	5940-00-636-5593	00779	34541	...TERMINAL,LUG,CRIMP,FORK,RED,#6	17
153	PAOZZ	5940-01-494-0234	4X630	863-000684	...TERMINAL,CRIMP,QC,BLU,1/4,FEMA LE	4

END OF FIGURE



REPAIR PARTS AND SPECIAL TOOL LIST (RPSTL)  
 LAUNDRY ADVANCED SYSTEM (LADS)  
 NSN: 3510-01-463-0114  
 ENCLOSURE ASSEMBLY, MAIN CONTROL  
 REPAIR PARTS LIST

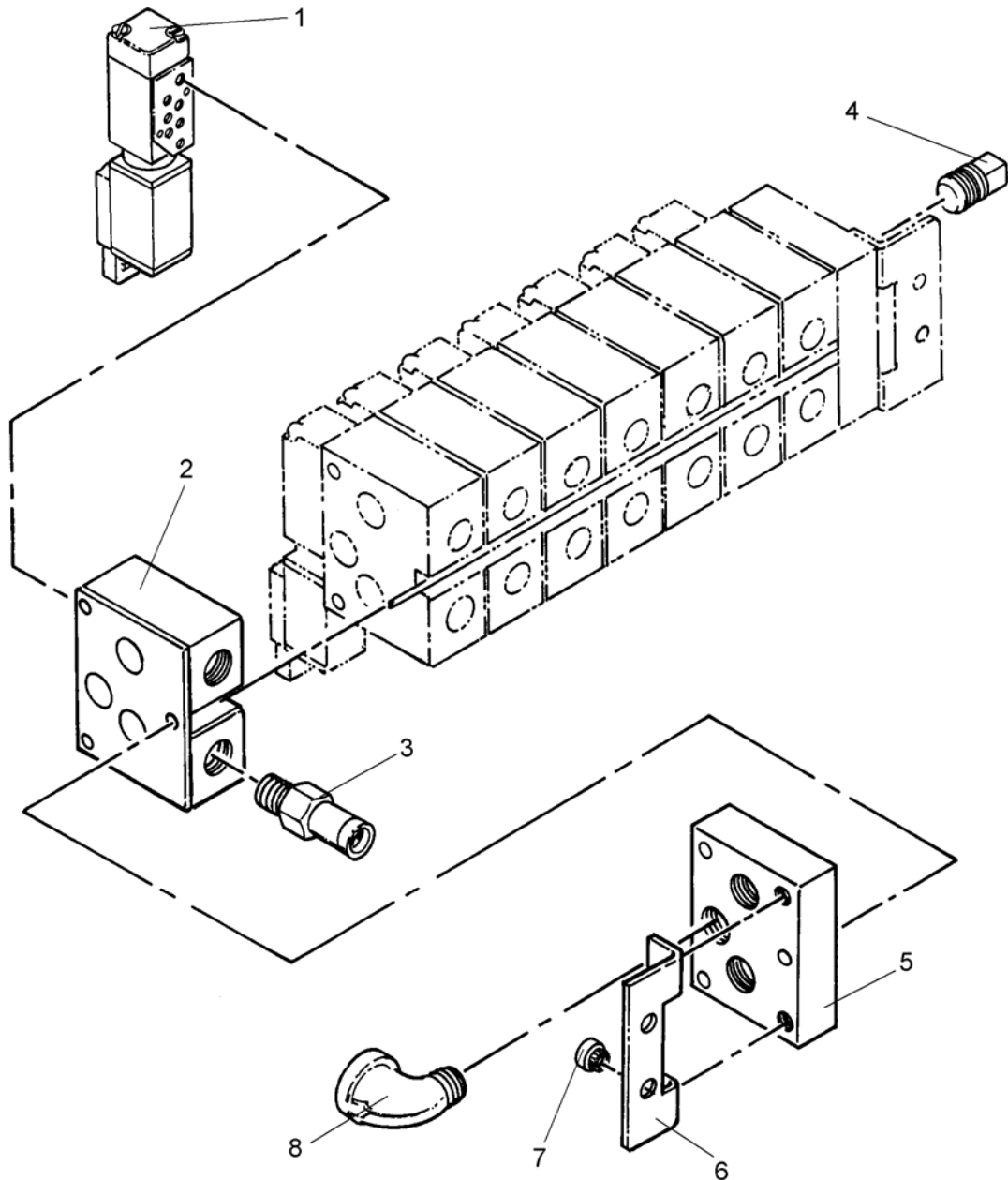


Figure 69. Manifold Assembly, Solenoid Valves



(1) ITEM NO.	(3) NSN	(4) CAGEC	(5) PART NUMBER	(6) DESCRIPTION AND USABLE ON CODE (UOC)	(7) QTY	
<b>GROUP 0111 ENCLOSURE ASSEMBLY, MAIN CONTROL</b>						
<b>FIG. 69 MANIFOLD ASSEMBLY, SOLENOID VALVES</b>						
1	PAOZZ	5945-01-481-6749	4X630	863-410909	....SOLENOID,ELECTRICAL,12 VDC	32
2	PAOZZ	4810-01-481-8015	4X630	863-000297	....VALVE ASSEMBLY,MANIFOLD	32
3	PAOZZ	4730-01-481-7209	4X630	863-000433	....ADAPTER,STRAIGHT,PIPE,1/4 TUBE X 1/8 NPT	64
4	PAOZZ	4730-01-453-5025	39428	4429K312	....PLUG,PIPE,SQUARE HEAD,1/4 NPT	4
5	PAOZZ	5340-01-481-3218	4X630	863-000298	....PLATE,MOUNTING,END	8
6	PAOZZ	5340-01-481-3217	4X630	863-000299	....BRACKET,MOUNTING	8
7	PAOZZ	5310-01-067-3409	46384	CLSS-032-2	....NUT,PLAIN,CLINCH,#10-32 UNF	16
8	PAOZZ	4730-01-453-5124	39428	4429K151	....ELBOW,PIPE,STREET,1/4 NPT	4

END OF FIGURE





REPAIR PARTS AND SPECIAL TOOL LIST (RPSTL)  
LAUNDRY ADVANCED SYSTEM (LADS)  
NSN: 3510-01-463-0114  
ENCLOSURE ASSEMBLY, MAIN CONTROL  
REPAIR PARTS LIST

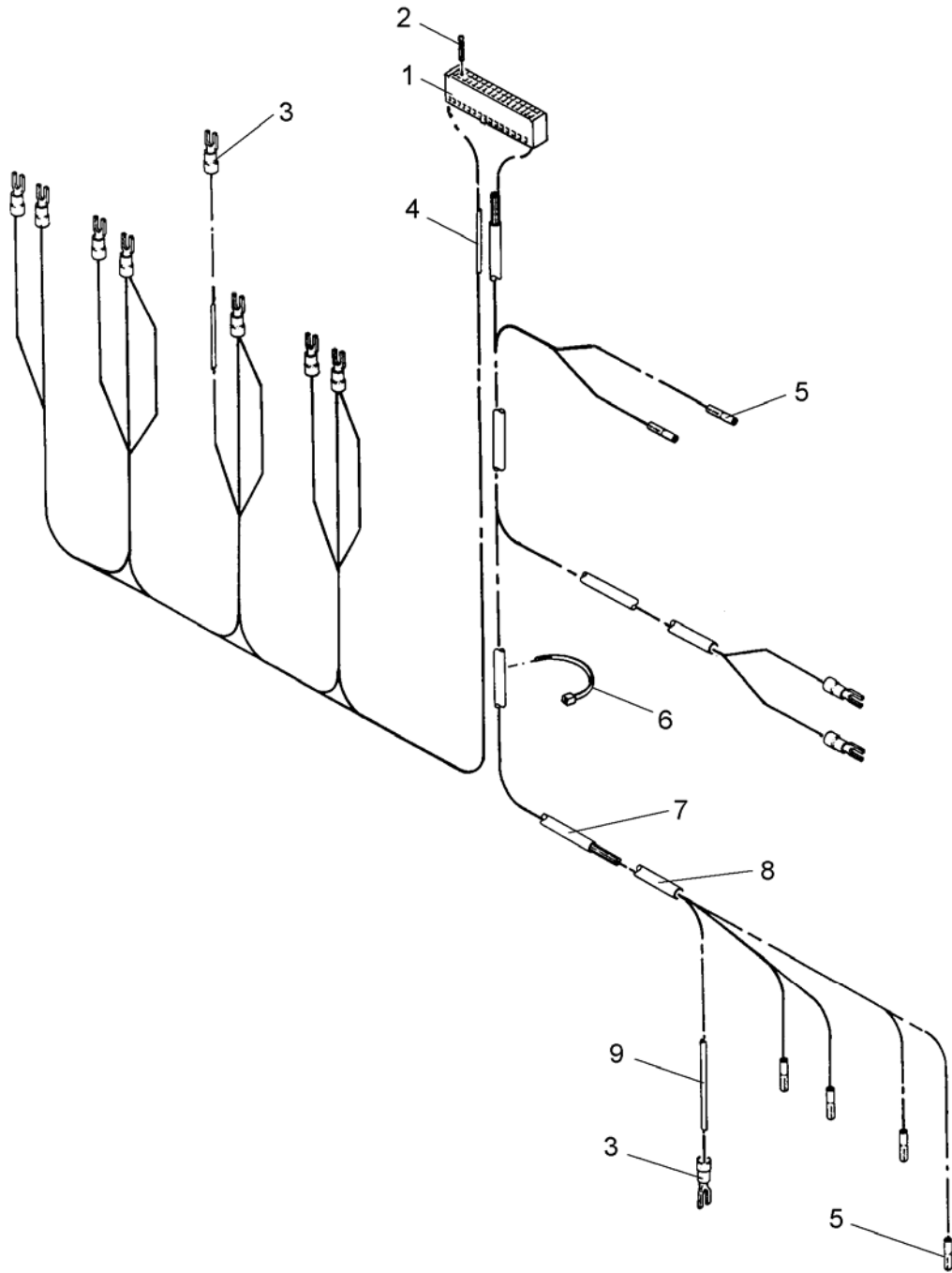


Figure 70. Cable Assembly, PCB2-J4

(1) ITEM NO.	(2) SMR CODE	(3) NSN	(4) CAGEC	(5) PART NUMBER	(6) DESCRIPTION AND USABLE ON CODE (UOC)	(7) QTY
<b>GROUP 0111 ENCLOSURE ASSEMBLY, MAIN CONTROL</b>						
<b>FIG. 70 CABLE ASSEMBLY, PCB2-J4</b>						
1	PAOZZ	5935-01-260-1394	00779	102387-4	....CONNECTOR BODY,PLUG,20 POSITION	1
2	PAOZZ	5999-01-113-5316	00779	1-87309-4	....CONTACT,ELECTRICAL	14
3	PAOZZ	5940-00-636-5593	00779	34541	....TERMINAL,LUG,CRIMP,FORK,RED,# 6	11
4	MOOZZ		4X630	863-510141-10	....TUBING,NONMETALLIC,SHRINKABL E,1/16 (MAKE FROM SHRINK TUBING 5T436/FPS-0	1
5	PAOZZ	5940-01-493-6369	4X630	863-000233	....FERRULE,NON-INSLT,22/20 AWG	6
6	PAOZZ	4020-01-242-0582	39428	7134K2	....STRAP,TIEDOWN,ELECTRICAL,6 LG	26
7	MOOZZ		4X630	863-510141-6	....CABLE,SPECIAL PURPOSE,22 AWG,4 COND,(MAKE FROM CABLE 61526/RF50577)	1
8	MOOZZ		4X630	863-510141-9	....TUBING,NONMETALLIC,SHRINKABL E,1/4 (MAKE FROM SHRINK TUBING 5T436/FPS-01	1
9	MOOZZ		4X630	863-510141-3	....WIRE,ELECTRICAL,22 AWG,BLK,UL1007 (MAKE FROM WIRE 16428/9921-100-010)	1

END OF FIGURE





REPAIR PARTS AND SPECIAL TOOL LIST (RPSTL)  
LAUNDRY ADVANCED SYSTEM (LADS)  
NSN: 3510-01-463-0114  
ENCLOSURE ASSEMBLY, MAIN CONTROL  
REPAIR PARTS LIST

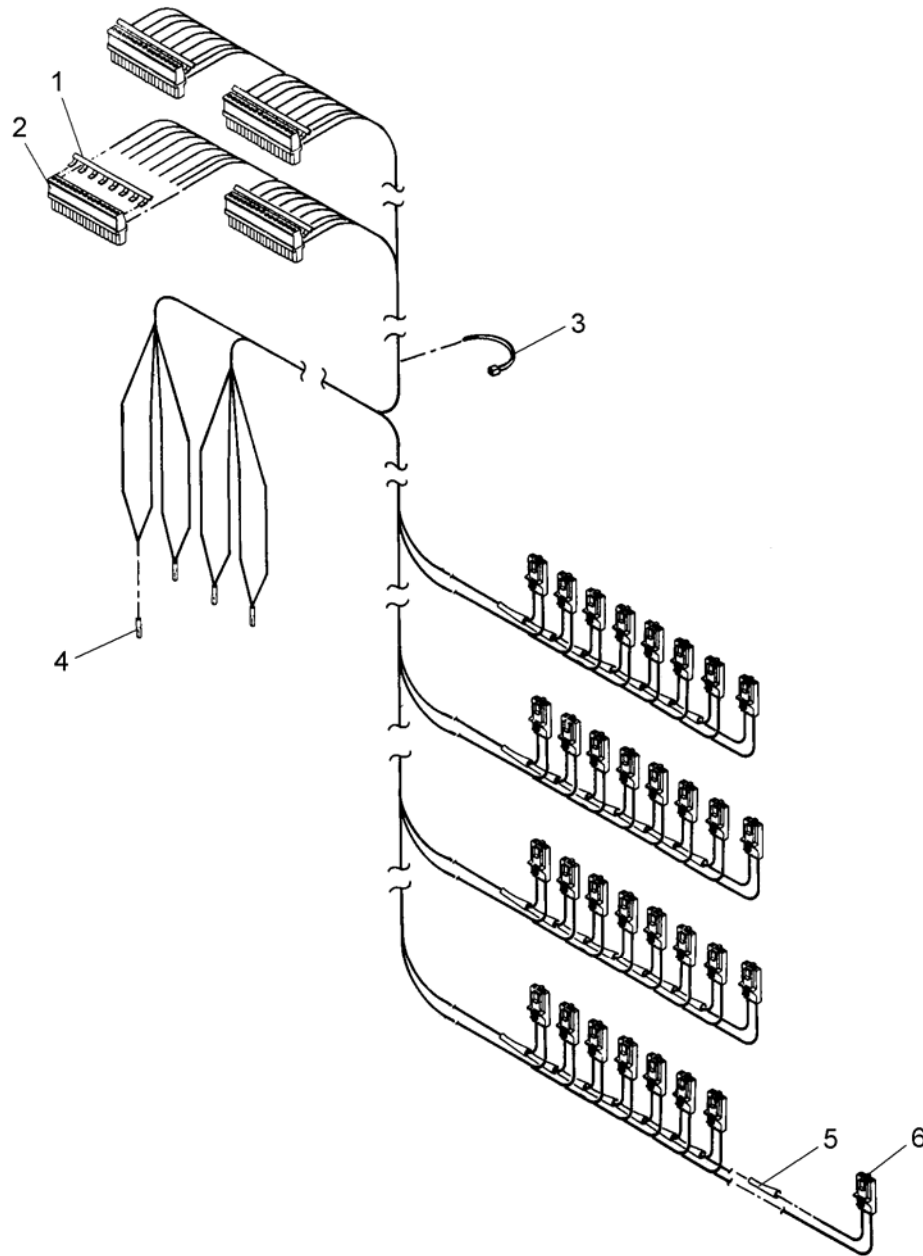


Figure 71. Cable Assembly, Solenoid Valve



(1) ITEM NO.	(2) SMR CODE	(3) NSN	(4) CAGEC	(5) PART NUMBER	(6) DESCRIPTION AND USABLE ON CODE (UOC)	(7) QTY
<b>GROUP 0111 ENCLOSURE ASSEMBLY, MAIN CONTROL</b>						
<b>FIG. 71 CABLE ASSEMBLY, SOLENOID VALVE</b>						
1	PAOZZ	6150-01-481-4449	4X630	863-000503	....BUS,CONDUCTOR,JUMPER BAR,8 POSITION	4
2	PAOZZ	5935-01-481-2136	4X630	863-000787	....CONNECTOR,PLUG,ELECTRICAL,16 POS	4
3	PAOZZ	4020-01-242-0582	39428	7134K2	....STRAP,TIEDOWN,ELECTRICAL,6 LG	40
4	PAOZZ	5940-01-493-6176	4X630	863-000234	....FERRULE,NON-INSLT,16 AWG	4
5	MOOZZ		4X630	863-510140-6	....TUBING,NONMETALLIC,SHRINKABL E,1/8 (MAKE FROM SHRINK TUBING 5T436/FPS-00	1
6	PAOZZ	6150-01-481-7085	4X630	863-000295	....LEAD ASSEMBLY,ELECTICAL,W/CONNECTO R,80 IN LG	32

END OF FIGURE





REPAIR PARTS AND SPECIAL TOOL LIST (RPSTL)  
LAUNDRY ADVANCED SYSTEM (LADS)  
NSN: 3510-01-463-0114  
ENCLOSURE ASSEMBLY, MAIN CONTROL  
REPAIR PARTS LIST

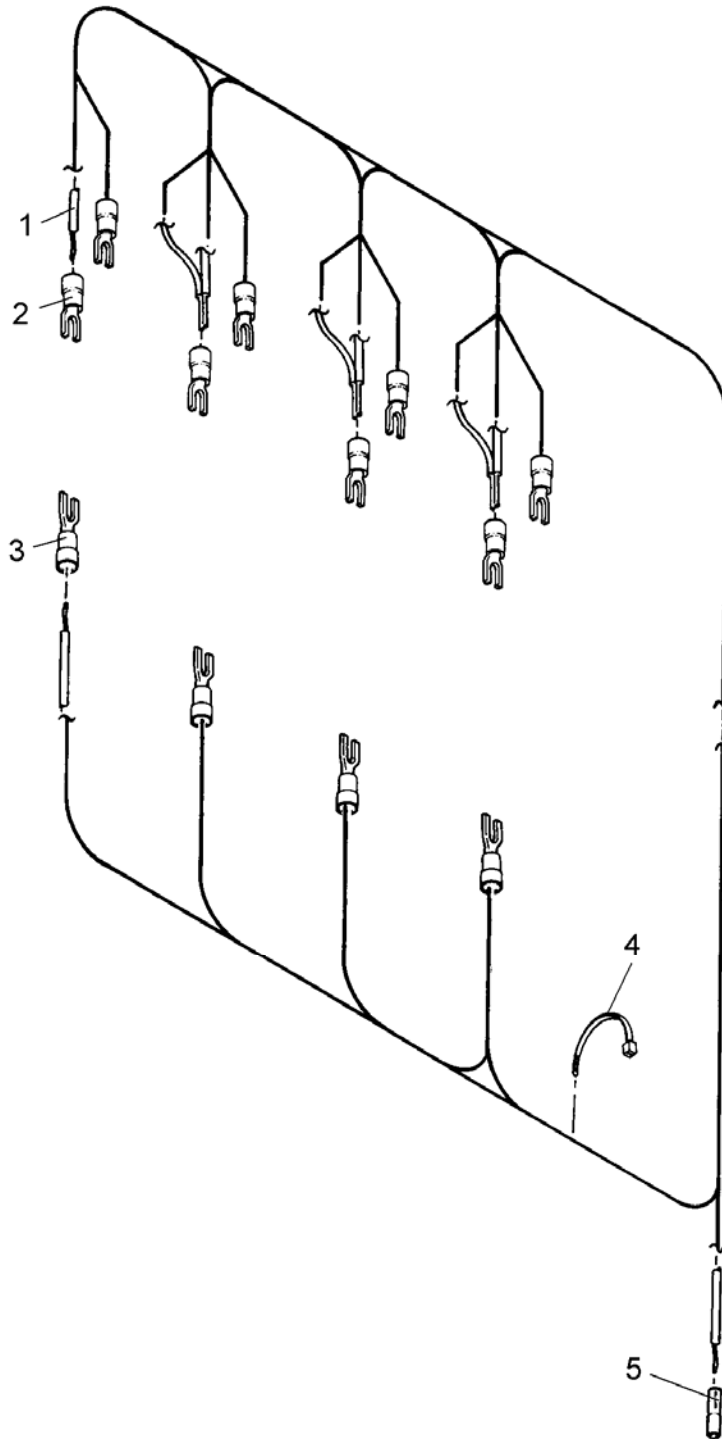


Figure 72. Cable Assembly, Contactor/Neutrals

(1) ITEM NO.	(2) SMR CODE	(3) NSN	(4) CAGEC	(5) PART NUMBER	(6) DESCRIPTION AND USABLE ON CODE (UOC)	(7) QTY
<b>GROUP 0111 ENCLOSURE ASSEMBLY, MAIN CONTROL</b>						
<b>FIG. 72 CABLE ASSEMBLY, CONTACTOR/NEUTRALS</b>						
1	MOOZZ		4X630	863-510142-1	....WIRE,ELECTRICAL,16 AWG,WHT,TFFN (MAKE FROM WIRE 013J0/TFFN16WHT)	1
2	PAOZZ	5940-00-636-5593	00779	34541	....TERMINAL,LUG,CRIMP,FORK,RED,# 6	9
3	PAOZZ	5940-00-539-2193	00779	35559	....TERMINAL,LUG,CRIMP,FORK,BLU,# 6	3
4	PAOZZ	4020-01-242-0582	39428	7134K2	....STRAP,TIEDOWN,ELECTRICAL,6 LG	13
5	PAOZZ	5940-01-493-6176	4X630	863-000234	....FERRULE,NON-INSLT,16 AWG	1
END OF FIGURE						





REPAIR PARTS AND SPECIAL TOOL LIST (RPSTL)  
LAUNDRY ADVANCED SYSTEM (LADS)  
NSN: 3510-01-463-0114  
ENCLOSURE ASSEMBLY, MAIN CONTROL  
REPAIR PARTS LIST

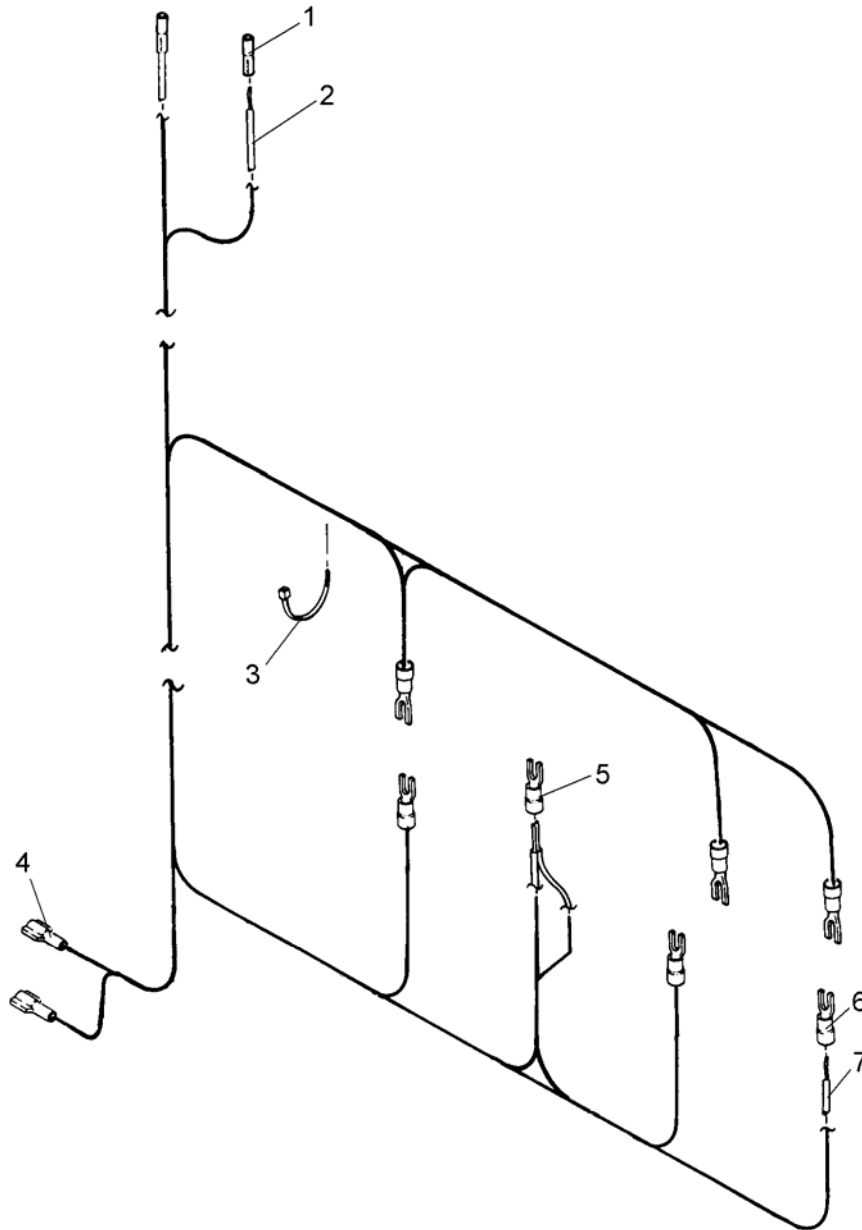


Figure 73. Cable Assembly, Water Supply Pump Start



(1) ITEM NO.	(2) SMR CODE	(3) NSN	(4) CAGEC	(5) PART NUMBER	(6) DESCRIPTION AND USABLE ON CODE (UOC)	(7) QTY
<b>GROUP 0111 ENCLOSURE ASSEMBLY, MAIN CONTROL</b>						
<b>FIG. 73 CABLE ASSEMBLY, WATER SUPPLY PUMP START</b>						
1	PAOZZ	5940-01-493-6176	4X630	863-000234	....FERRULE, NON-INSLT, 16 AWG	2
2	MOOZZ		4X630	863-510144-1	....WIRE, ELECTRICAL, 16 AWG, WHT, TFFN (MAKE FROM WIRE 013J0/TFFN16WHT)	1
3	PAOZZ	4020-01-242-0582	39428	7134K2	....STRAP, TIEDOWN, ELECTRICAL, 6 LG	13
4	PAOZZ	5940-01-494-0234	4X630	863-000684	....TERMINAL, CRIMP, QC, BLU, 1/4, FEMA LE	2
5	PAOZZ	5940-00-539-2193	00779	35559	....TERMINAL, LUG, CRIMP, FORK, BLU, # 6	1
6	PAOZZ	5940-00-636-5593	00779	34541	....TERMINAL, LUG, CRIMP, FORK, RED, # 6	6
7	MOOZZ		4X630	863-510144-6	....WIRE, ELECTRICAL, 16 AWG, BLK, TFFN (MAKE FROM WIRE 013J0/TFFN16BLK)	1
END OF FIGURE						



**REPAIR PARTS AND SPECIAL TOOL LIST (RPSTL)  
 LAUNDRY ADVANCED SYSTEM (LADS)  
 (NSN: 3510-01-463-0114)  
 LADS W/GFE  
 REPAIR PARTS LIST**

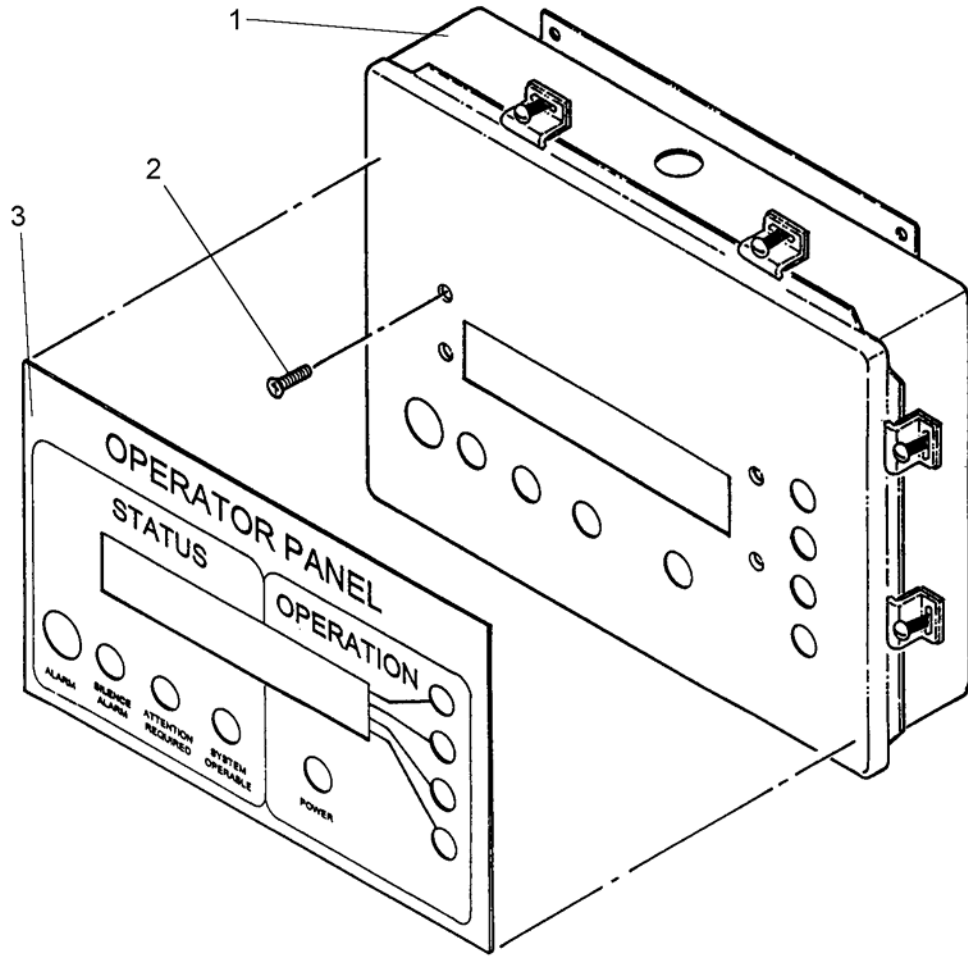


Figure 74. Operator Panel Assembly (Sheet 1 of 2)

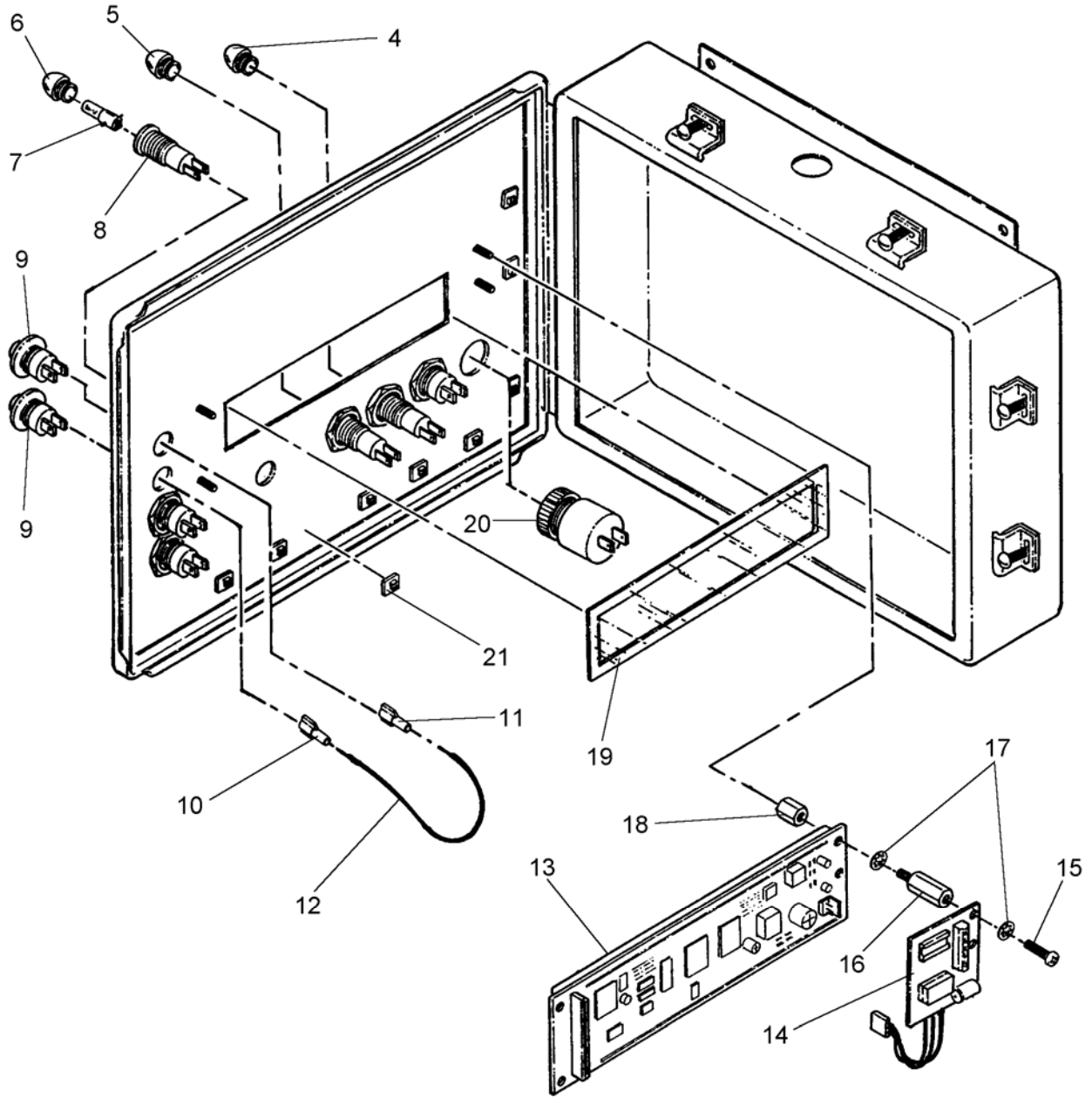


Figure 74. Operator Panel Assembly (Sheet 1 of 2)

(1) ITEM NO.	(2) SMR CODE	(3) NSN	(4) CAGEC	(5) PART NUMBER	(6) DESCRIPTION AND USABLE ON CODE (UOC)	(7) QTY
<b>GROUP 0112 OPERATOR PANEL ASSEMBLY</b>						
<b>FIGURE 74. OPERATOR PANEL ASSEMBLY</b>						
1	XBHHH		4X630	863-520-01-0	.ENCLOSURE, OPER PNL	1
2	PAOZZ	5305-00-958-2918	96906	MS24693-C26	.SCREW, MACHINE, CTSK HD, #6-32 UNC X 3/8 LG	4
3	PAOZZ	7690-01-481-3351	4X630	863-520020	.MARKER, IDENTIFICATI OVERLAY, OPERATOR PANEL	1
4	PAOZZ	6210-00-941-5872	83330	52-3191	.LENS, LIGHT, RED	1
5	PAOZZ	6210-00-941-5863	83330	52-3192	.LENS,LIGHT, GREEN	1
6	PAOZZ	621-00-1481-3372	83330	52-3195	.LENS, LIGHT, CLEAR	1
7	PAOZZ	6240-00-001-9404	88204	12MB	.LAMP, INCANDESCENT, T-2 1/2, 12V	3
8	PAOZZ	621-00-143-60820	83330	95-5710-09-201	.LIGHT, INDICATOR	3
9	PAOZZ	5930-01-481-6717	21649	P1-30099	.SWITCH, PUSHBUTTON	5
10	PAOZZ		52942	FDI14-250C	.TERMINAL, CRIMP, QC, BLU, 1/4, FEMALE	8
11	PAOZZ		52942	FDI18-250C	.TERMINAL, CRIMP, QC, BLU, 1/4, FEMALE	1
12	MOOZZ	6145-01-481-7343	4X630	863-520000-22	.WIRE, ELECTRICAL, 22 AWG, BLK, UL1007 (MAKE FROM WIRE 16428/9921- 100-010)	1
13	PAOZZ	7025-01-481-3194	4X630	863-520050	.DISPLAY UNIT, VACUUM FLUORESCENT, ALTERED	1
14	PAOZZ	5998-01-481-7291	4X630	863-520040	.CIRCUIT CARD ASSEMBLY, RS232	1
15	PAOZZ	5305-00-054-6652	96906	MS51957-28	.SCREW, MACHINE, PAN HD, #6-32 UNC X 3/8 LG	4
16	PAOZZ		39428	93505A830	.STANDOFF, M/F,#6-32X 7/8 LG	2
17	PAOZZ	5310-00-616-3555	96906	MS35333-71	.WASHER, LOCK, INTERNAL TOOTH, #6	6
18	PAOZZ	5340-01-481-3182	39428	91780A740	.STANDOFF, THREADED, #6-32 X 5/8 LG, F/F	4
19	PAOZZ	5340-01-481-3195	4X630	863-520030	.COVER, ACCESS, DISPLAY	1
20	PAOZZ	6350-01-428-8789	56493	XC-09-330-Q	.BUZZER	1
21	PAOZZ	5975-01-361-4845	06383	ABM1M-A-C	.MOUNTING BASE, TIE DOWN, .5 X .5	12

END OF FIGURE



REPAIR PARTS AND SPECIAL TOOL LIST (RPSTL)  
 LAUNDRY ADVANCED SYSTEM (LADS)  
 NSN: 3510-01-463-0114  
 ENCLOSURE ASSEMBLY, INVERTER  
 REPAIR PARTS LIST

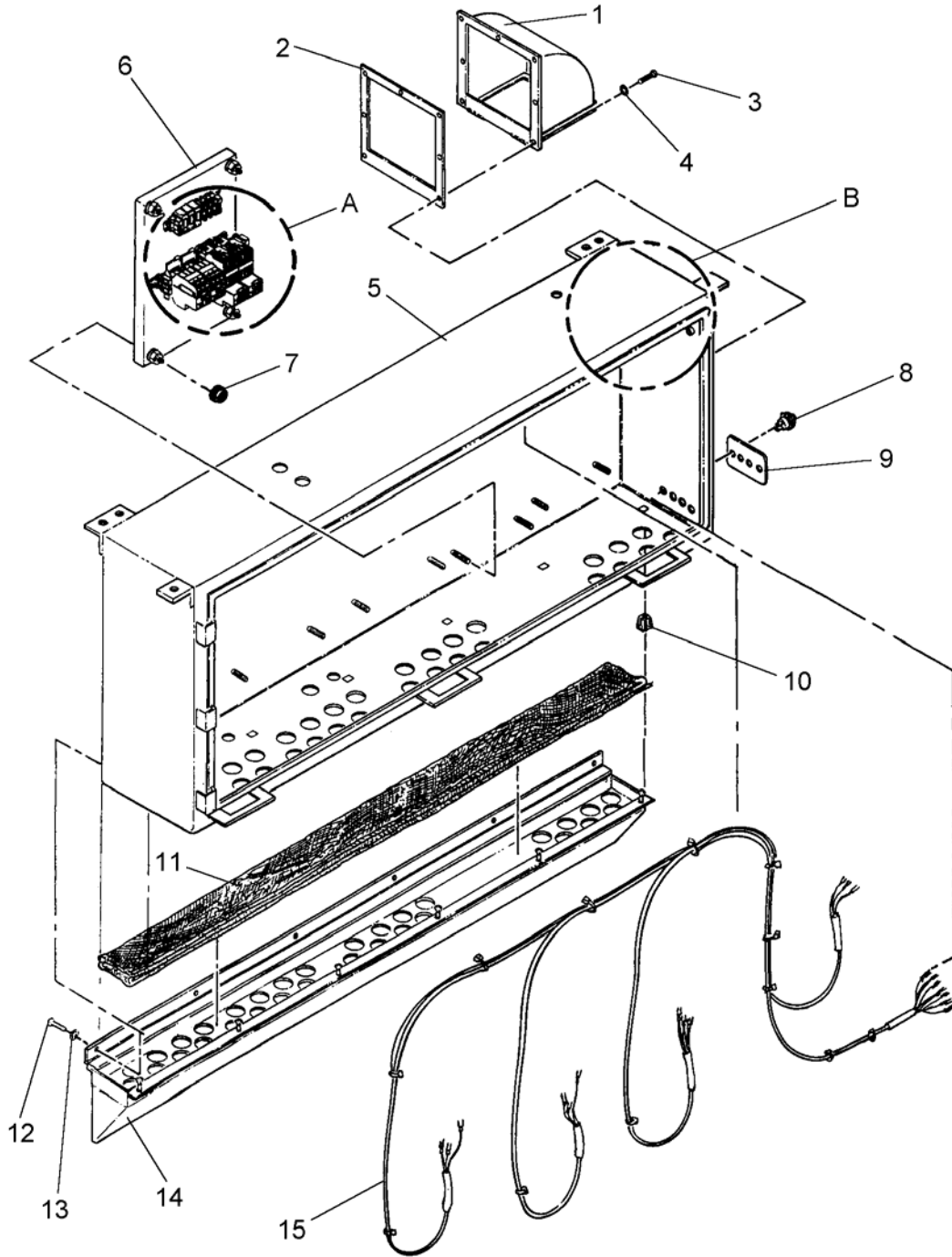


Figure 75. Enclosure, Inverter (Sheet 1 of 4)

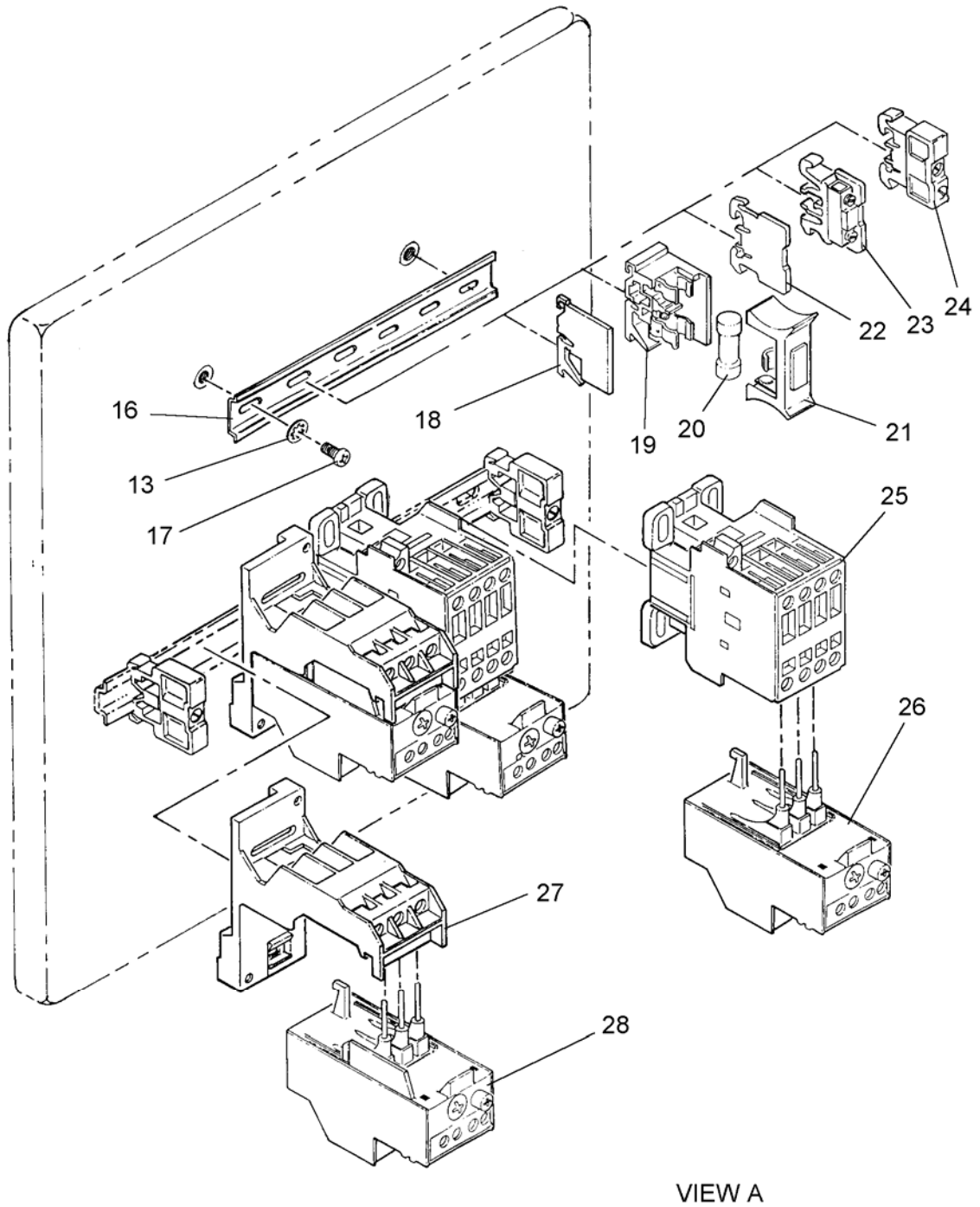


Figure 75. Enclosure, Inverter (Sheet 2 of 4)



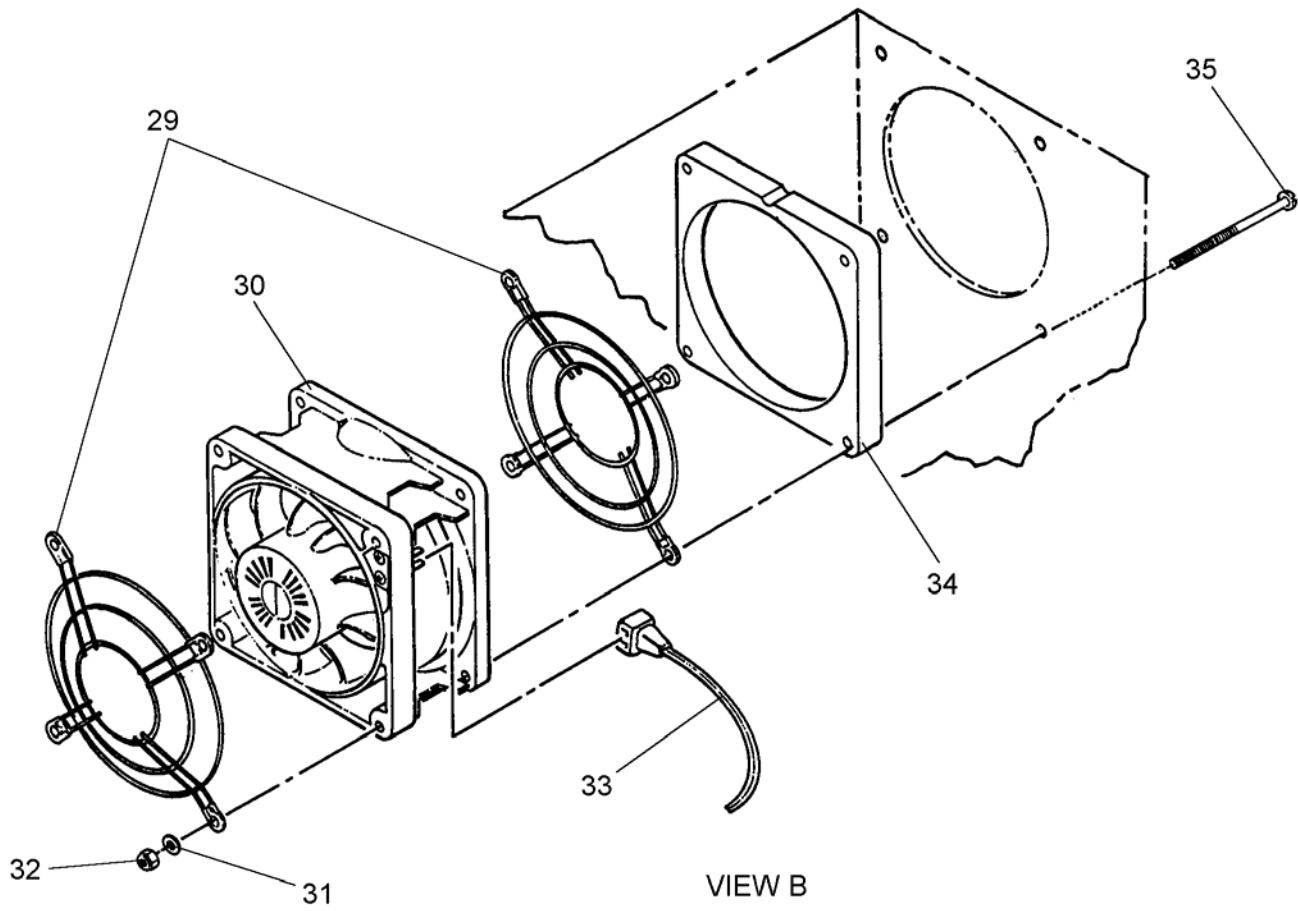


Figure 75. Enclosure, Inverter (Sheet 3 of 4)

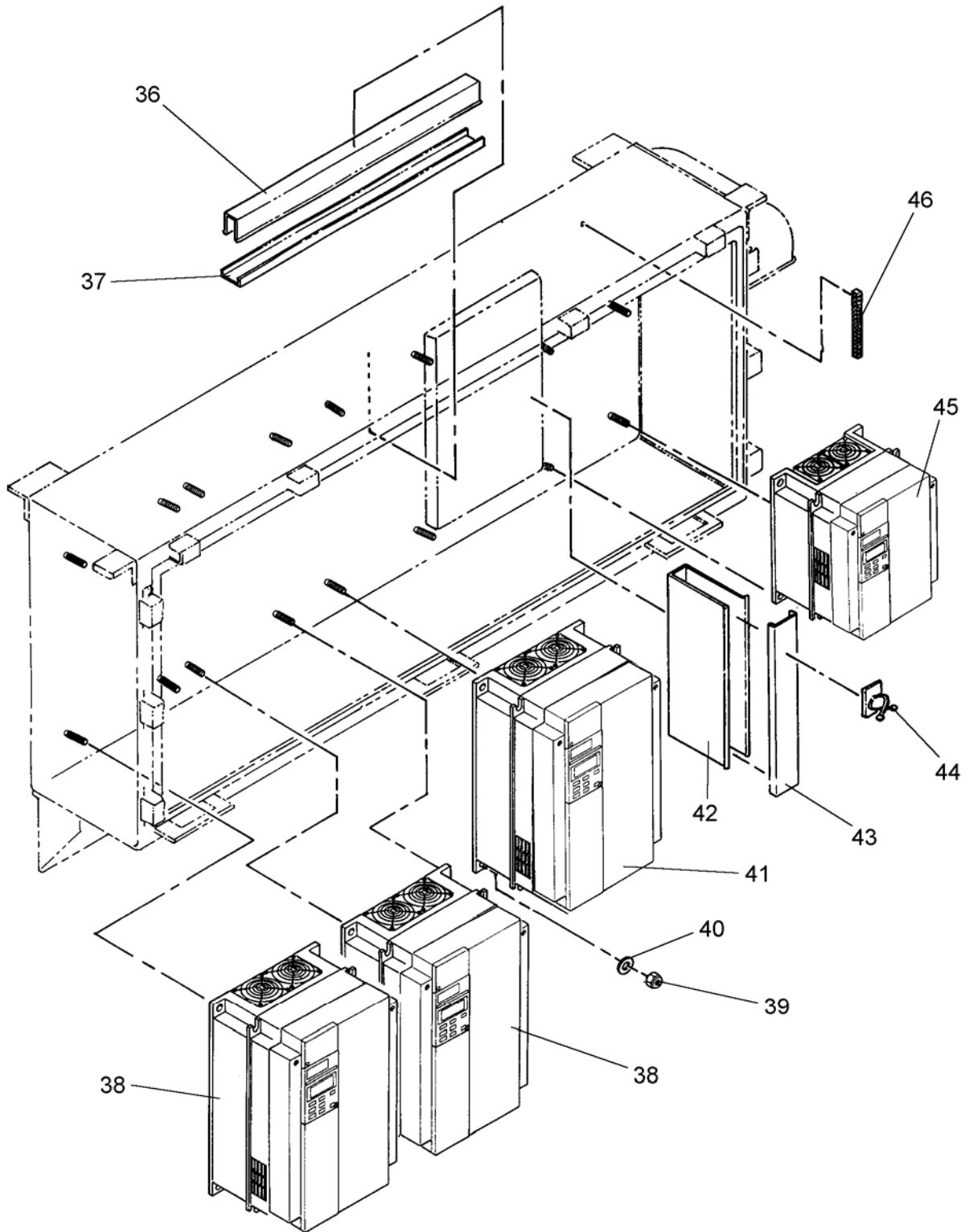


Figure 75. Enclosure, Inverter (Sheet 4 of 4)

(1) ITEM NO.	(2) SMR CODE	(3) NSN	(4) CAGEC	(5) PART NUMBER	(6) DESCRIPTION AND USABLE ON CODE (UOC)	(7) QTY
<b>GROUP 0113 ENCLOSURE ASSEMBLY, INVERTER</b>						
<b>FIG. 75 ENCLOSURE, INVERTER</b>						
1	AOOHH		4X630	863-550040	...DUCT ASSY,AIR OUTLET (REFER TO FIGURE 78 FOR BREAKDOWN)	1
2	PAOZZ	5330-01-481-3349	4X630	863-550042	...GASKET,AIR OUTLET	1
3	PAOZZ	5305-00-054-6654	96906	MS51957-30	...SCREW,MACHINE,PAN HD,#6-32 UNC X 1/2 LG	7
4	PAOZZ	5310-00-616-3555	96906	MS35333-71	...WASHER,LOCK,INTERNAL TOOTH,#6	7
5	XDHHH		4X630	863-550010	...ENCLOSURE,INVERTER	1
6	XDHZZ		4X630	863-550020	...SUBPANEL,INVERTERSUBPANEL,IN VERTER ENCLOSURE	1
7	PAOZZ	5340-01-481-1723	4X630	863-000622	...CAP,PROTECTIVE,DUST	4
8	PAOZZ	5930-01-481-6717	4X630	863-510921	...SWITCH,PUSHBUTTON	4
9	PAOZZ	9905-01-481-9566	4X630	863-550070	...PLATE,IDENTIFICATION,INVERTER RESET	1
10	PAOZZ	5325-01-301-7903	94222	85-35-309-56	...RECEPTACLE,TURNLOCK,1/4 TURN FASTENER	6
11	PAOZZ	5999-01-481-2226	4X630	863-550060	...WIRE MESH,KNITTED,MIST ELIMINATOR,DACRON/CRES WOVEN FABRIC	1
12	PAOZZ	5305-00-054-6670	96906	MS51957-45	...SCREW,MACHINE,PAN HD,#8-32 UNC X 1/2 LG	6
13	PAOZZ	5310-00-543-2739	96906	MS35333-72	...WASHER,LOCK,INTERNAL TOOTH,#8	11
14	AOOHH		4X630	863-550030	...DUCT ASSY,AIR INLET (REFER TO FIGURE 76 FOR BREAKDOWN)	1
15	AOOOO		4X630	863-550080	...CABLE ASSY,INV RST(REFER TO FIGURE 79 FOR BREAKDOWN)	1
16	PAOZZ	5340-01-481-3314	4X630	863-000567	...BRACKET,MULTIPLE ANGLE,TERMINAL BLOCK	1
17	PAOZZ	5305-00-054-6672	96906	MS51957-47	...SCREW,MACHINE,PAN HD,#8-32 UNC X 3/4 LG	5
18	PAOZZ	5920-01-481-7859	4X630	863-000562	...FUSEHOLDER,EXTRACTOR,END BARRIER,FUSE BLOCK	1
19	PAOZZ	5920-01-257-5921	56365	9080GF6	...FUSEHOLDER,EXTRACTOR	3
20	PAOZZ	5920-01-372-0225	4X630	863-510919	...FUSE,CARTRIDGE,SLOW-BLOW,2 AMP	3
21	PAOZZ	5940-01-481-4545	4X630	863-000502	...TERMINAL JUNCTION BLOCK,INDICATOR,BLOWN FUSE	3
22	PAOZZ	5940-01-352-0231	4X630	863-000564	...TERMINAL BOARD ASSEMBLY,END BARRIER,TERMINAL BLOCK	1
23	PAOZZ	5940-01-260-0111	56365	9080GR6	...TERMINAL JUNCTION BLOCK	3
24	PAOZZ	5340-01-412-3512	51917	9080MH10	...CLAMP,SYNCHRO,END,TERMINAL BLOCK	4
25	PAOZZ	6110-01-481-5174	4X630	863-510938	...CONTACTOR,MAGNETIC,3-PHASE	2
26	PAOZZ	5945-01-481-6774	4X630	863-510929	...RELAY,ELECTROMAGNET,OVERLOA D	3

(1) ITEM NO.	(2) SMR CODE	(3) NSN	(4) CAGEC	(5) PART NUMBER	(6) DESCRIPTION AND USABLE ON CODE (UOC)	(7) QTY
<b>GROUP 0113 ENCLOSURE ASSEMBLY, INVERTER</b>						
<b>FIG. 75 ENCLOSURE, INVERTER</b>						
27	PAOZZ	5945-01-481-6751	4X630	863-510931	...BASE,ELECTRICAL RELAY	2
28	PAOZZ	5945-01-481-6775	4X630	863-510930	...RELAY,ELECTROMAGNET,OVERLOA D	1
29	PAOZZ	4140-01-039-8885	4X630	863-000229	...FINGER GUARD	2
30	PAOZZ	4140-01-481-2228	4X630	863-510901	...FAN,VENTILATING	1
31	PAOZZ	5310-00-619-1148	96906	MS15795-808	...WASHER,FLAT,#10	8
32	PAOZZ	5310-00-208-9255	96906	MS21044-C3	...NUT,SLFLKG,#10-32UNF	4
33	PAOZZ	6150-01-086-7960	4X630	863-000228	...PLUG & CORD	1
34	PAOZZ	5340-01-481-7543	4X630	863-550050	...PLATE,MOUNTING,FAN MOTOR	1
35	PAOZZ	5305-01-493-4558	4X630	863-000552	...SCREW,ROUND HD,#10-32 UNF X 5 LG	4
36	MOOZZ		4X630	863-550000-42	...WIRE DUCT,ADHESIVE BACKED (MAKE FROM WIRE DUCT 06383/F.75X1.5LG	1
37	MOOZZ		4X630	863-550000-43	...COVER,WIRING DUCT(MAKE FROM DUCT COVER 06383/C.75LG6)	1
38	PAOLL	6110-01-493-6150	4X630	863-550100	...CONTROLLER,MOTORSPEED,30 HP,PROGRAMMED	2
39	PAOZZ	5310-00-050-6646	96906	MS17830-6C	...NUT,SELF-LOCKING,HEX HD,3/8-16 UNC	16
40	PAOZZ	5310-00-773-7618	96906	MS15795-814	...WASHER,FLAT,3/8	16
41	PAOLL	6110-01-481-8185	4X630	863-550200	...CONTROLLER,MOTORSPEED,20 HP,PROGRAMMED	1
42	MOOZZ		4X630	863-550000-37	...WIRE DUCT,ADHESIVE BACKED (MAKE FROM WIRE DUCT 06383/E1X4LG6-A)	1
43	MOOZZ		4X630	863-550000-38	...COVER,CONDUIT RACEWAY (MAKE FROM DUCT COVER (06383/C1LG6)	1
44	PAOZZ	5975-01-481-5142	4X630	863-000214	...MOUNTING BASE,TIEDOWN,ADHESIVE BACKED	8
45	PAOLL	6110-01-481-8184	4X630	863-550300	...CONTROLLER,MOTORSPEED,10 HP,PROGRAMMED	1
46	PAOZZ	5925-01-077-6316	14280	PK12GTA	...GROUND BAR KIT	1
47	MOOZZ		4X630	863-550000-49	...WIRE,ELECTRICAL,16 AWG,BLK,TFFN (MAKE FROM WIRE 013J0/TFFN16BLK)	1
48	MOOZZ		4X630	863-550000-50	...WIRE,ELECTRICAL,16 AWG,WHT,TFFN (MAKE FROM WIRE 013J0/TFFN16WHT)	1
49	MOOZZ		4X630	863-550000-51	...WIRE,ELECTRICAL,8 AWG,BLK,THHN (MAKE FROM WIRE 013J0/THHN8BLK)	1

(1) ITEM NO.	(2) SMR CODE	(3) NSN	(4) CAGEC	(5) PART NUMBER	(6) DESCRIPTION AND USABLE ON CODE (UOC)	(7) QTY
<b>GROUP 0113 ENCLOSURE ASSEMBLY, INVERTER</b>						
<b>FIG. 75 ENCLOSURE, INVERTER</b>						
50	MOOZZ		4X630	863-550000-52	...WIRE,ELECTRICAL,8 AWG,GRN,THHN (MAKE FROM WIRE 013J0/THHN8GRN)	1
51	MOOZZ		4X630	863-550000-53	...WIRE,ELECTRICAL,MTW,12 AWG,BLACK (MAKE FROM WIRE 013J0/12MTW)	1
52	PAOZZ	5940-01-493-6176	4X630	863-000234	...FERRULE,NON-INSLT,16 AWG	6
53	PAOZZ	5940-00-636-5593	00779	34541	...TERMINAL,LUG,CRIMP,FORK,RED,#6	10
54	PAOZZ	5940-01-447-4614	06383	LCA6-14-L	...TERMINAL,LUG,CRIMP,RING,4 AWG,1/4 STUD	4
55	PAOZZ	5940-00-828-7199	06383	LCA8-14-L	...TERMINAL,LUG,CRIMP,RING,4 AWG,1/4 STUD	9
56	PAOZZ	5940-01-481-7274	4X630	863-000772	...TERMINAL	6
END OF FIGURE						





REPAIR PARTS AND SPECIAL TOOL LIST (RPSTL)  
 LAUNDRY ADVANCED SYSTEM (LADS)  
 NSN: 3510-01-463-0114  
 ENCLOSURE ASSEMBLY, INVERTER  
 REPAIR PARTS LIST

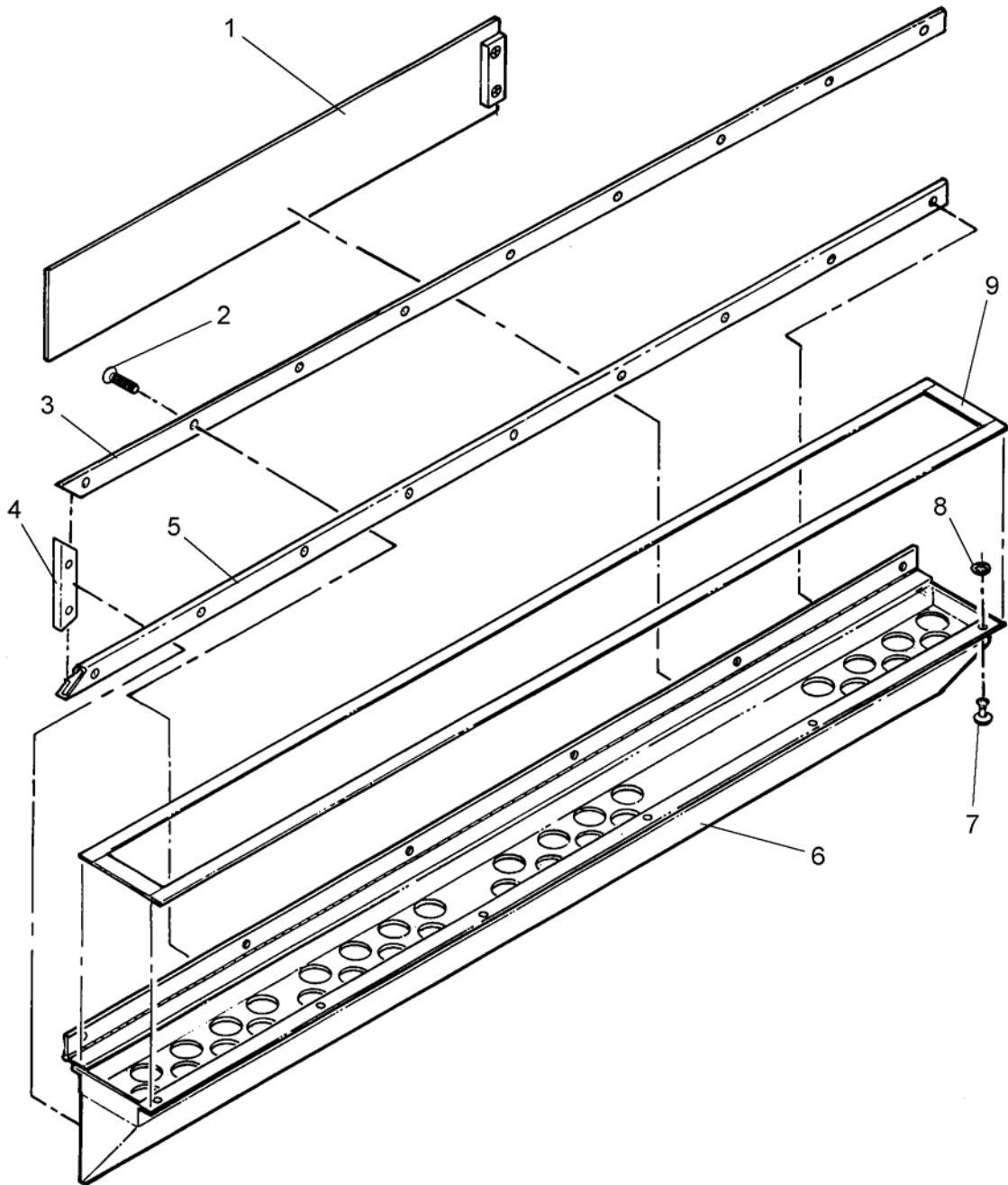


Figure 76. Duct Assembly, Air Inlet



(1) ITEM NO.	(2) SMR CODE	(3) NSN	(4) CAGEC	(5) PART NUMBER	(6) DESCRIPTION AND USABLE ON CODE (UOC)	(7) QTY
<b>GROUP 0113 ENCLOSURE ASSEMBLY, INVERTER</b>						
<b>FIG. 76 DUCT ASSEMBLY, AIR INLET</b>						
1	AOOHH		4X630	863-550034	....DOOR ASSY,DUCT(REFER TO FIGURE 77 FOR BREAKDOWN)	1 1
2	PAOZZ	5305-00-764-0068	96906	MS51959-45	....SCREW,MACHINE,FLAT HD,#8-32 UNC X 1/2 LG	20
3	PAOZZ	5340-01-481-3200	4X630	863-550037	....TRACK,SLIDING DOOR, TOP	1
4	PAOZZ	5340-01-481-3201	4X630	863-550033	....TRACK,SLIDING DOOR,END	1
5	PAOZZ	5340-01-481-3338	4X630	863-550032	....TRACK,SLIDING DOOR,BOTTOM	1
6	XDOHH		4X630	863-550031	....DUCT WLDMT,INLET	1
7	PAOZZ	5325-00-190-1061	94222	85-11-420-16	....STUD,TURNLOCK FASTENER,PAN HD,STUD NO. 85	6
8	PAOZZ	5310-01-102-9221	94222	85-34-201-20	....RETAINER,FASTENER,STUD,NO. 85	6
9	MOOZZ		4X630	863-550030-9	....RUBBER STRIP,1/16 THK X 3/4 WD (MAKE FROM WEATHERSTRIP 39428/8694	1
END OF FIGURE						



REPAIR PARTS AND SPECIAL TOOL LIST (RPSTL)  
 LAUNDRY ADVANCED SYSTEM (LADS)  
 NSN: 3510-01-463-0114  
 ENCLOSURE ASSEMBLY, INVERTER  
 REPAIR PARTS LIST

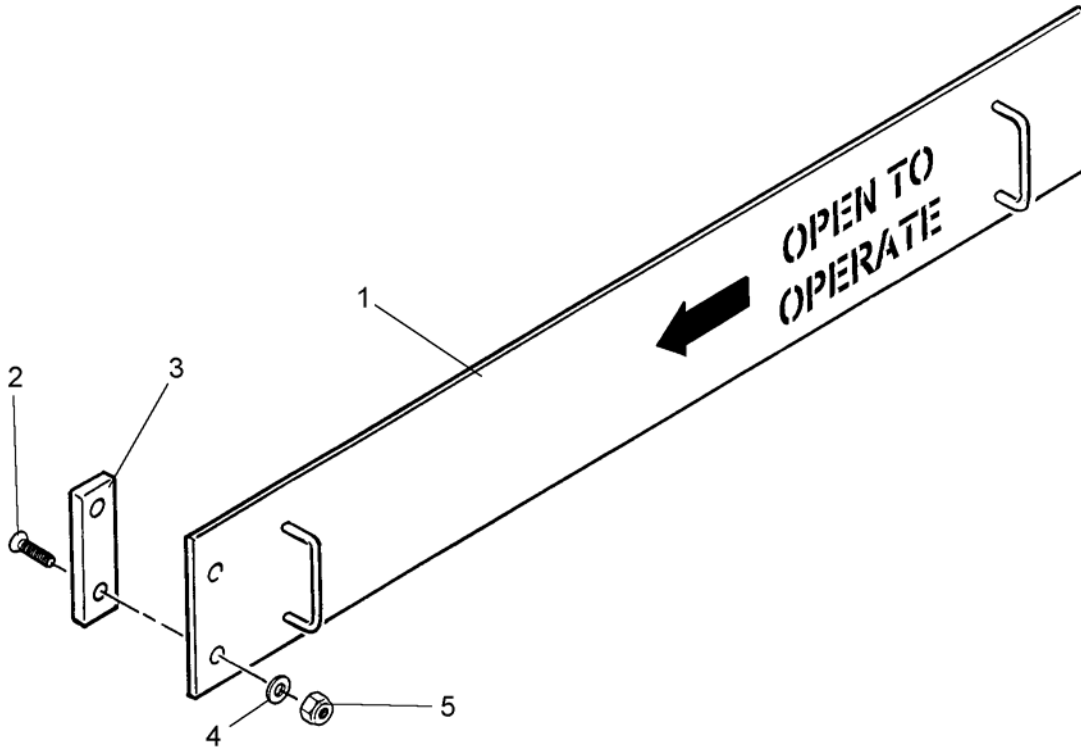


Figure 77. Door Assembly, Duct

(1) ITEM NO.	(2) SMR CODE	(3) NSN	(4) CAGEC	(5) PART NUMBER	(6) DESCRIPTION AND USABLE ON CODE (UOC)	(7) QTY
<b>GROUP 0113 ENCLOSURE ASSEMBLY, INVERTER</b>						
<b>FIG. 77 DOOR ASSEMBLY, DUCT</b>						
1	XDOHH		4X630	863-550035	.....DOOR WLDMT,INLETDUCT	1
2	PAOZZ	5305-00-764-0070	96906	MS51959-46	.....SCREW,MACHINE,FLAT HD,#8-32 UNC X 5/8 LG	2
3	PAOZZ	5340-01-481-3339	4X630	863-550036	.....PLATE,RETAINING,SEAL,DOOR	1
4	PAOZZ	5310-00-225-5328	96906	MS15795-841	.....WASHER,FLAT,#8	2
5	PAOZZ	5310-00-939-0850	96906	MS21083-C08	.....NUT,SELF-LOCKING,HEX HD,#8-32 UNC	2

END OF FIGURE



REPAIR PARTS AND SPECIAL TOOL LIST (RPSTL)  
 LAUNDRY ADVANCED SYSTEM (LADS)  
 NSN: 3510-01-463-0114  
 ENCLOSURE ASSEMBLY, INVERTER  
 REPAIR PARTS LIST

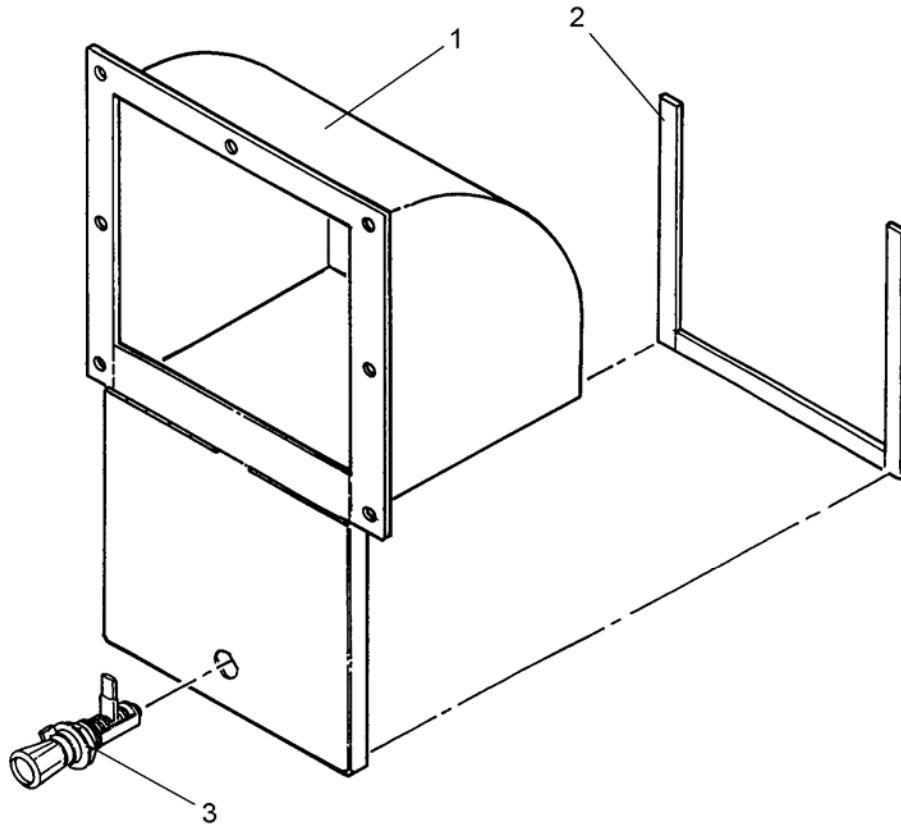


Figure 78. Duct Assembly, Air Outlet

(1) ITEM NO.	(2) SMR CODE	(3) NSN	(4) CAGEC	(5) PART NUMBER	(6) DESCRIPTION AND USABLE ON CODE (UOC)	(7) QTY
<b>GROUP 0113 ENCLOSURE ASSEMBLY, INVERTER</b>						
<b>FIG. 78 DUCT ASSEMBLY, AIR OUTLET</b>						
1	XDHHH		4X630	863-550041	....DUCT WLDMT,AIR OULET	1
2	MOOZZ		4X630	863-550040-3	....RUBBER STRIP,1/8 THK X 1/2 WD (MAKE FROM WEATHERSTRIP 39428/8694K	1
3	PAOZZ	5340-01-194-9138	94222	16-10-312-14	....FASTENER,PAWL	1

END OF FIGURE





---

REPAIR PARTS AND SPECIAL TOOL LIST (RPSTL)  
LAUNDRY ADVANCED SYSTEM (LADS)  
NSN: 3510-01-463-0114  
ENCLOSURE ASSEMBLY, INVERTER  
REPAIR PARTS LIST

---

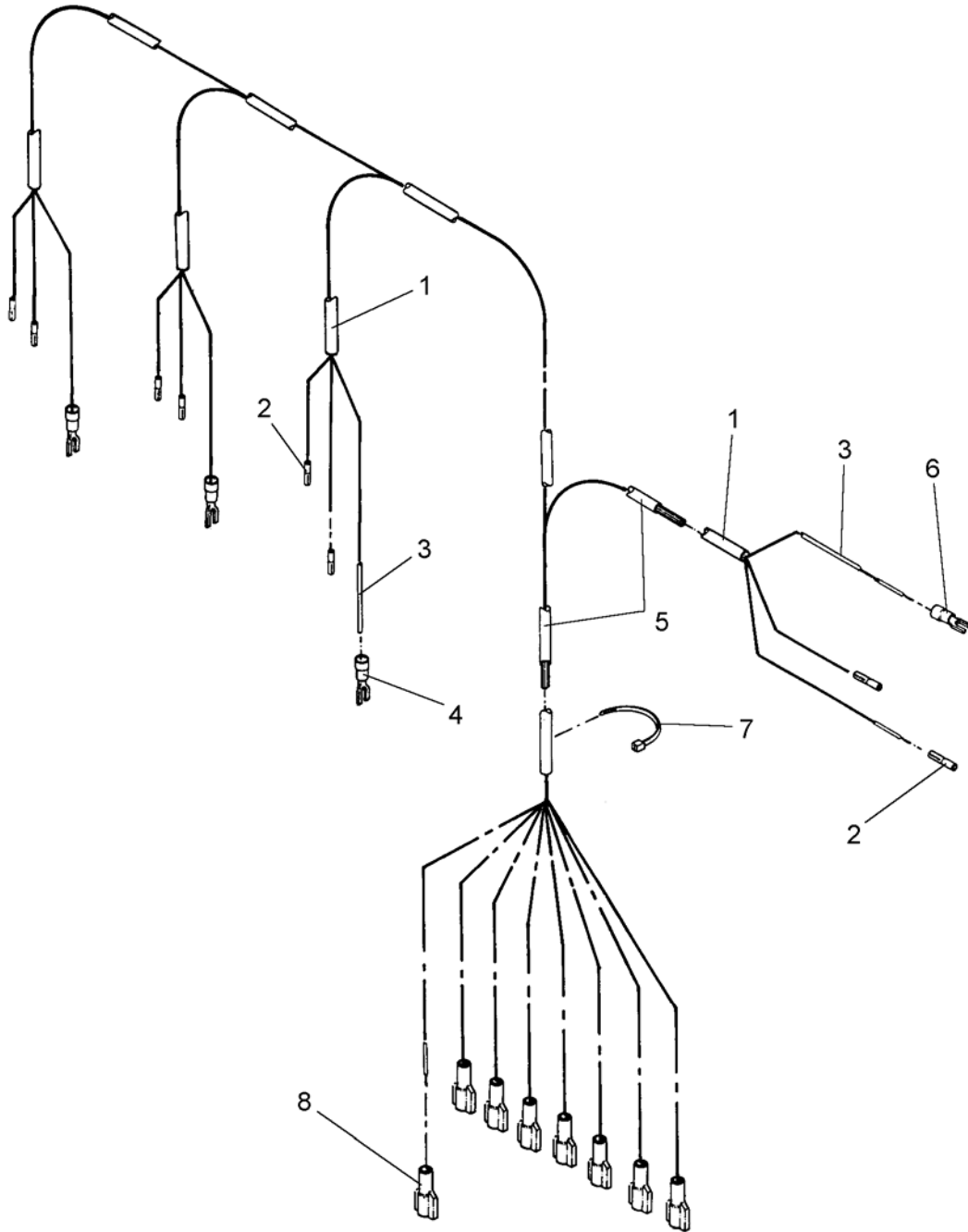


Figure 79. Cable Assembly, Inverter Reset



(1) ITEM NO.	(2) SMR CODE	(3) NSN	(4) CAGEC	(5) PART NUMBER	(6) DESCRIPTION AND USABLE ON CODE (UOC)	(7) QTY
<b>GROUP 0113 ENCLOSURE ASSEMBLY, INVERTER</b>						
<b>FIG. 79 CABLE ASSEMBLY, INVERTER RESET</b>						
1	MOOZZ		4X630	863-550080-2	....TUBING, NONMETALLIC, SHRINKABLE, 1/4 (MAKE FROM SHRINK TUBING 5T436/FPS-01	1
2	PAOZZ	5940-01-493-6369	4X630	863-000233	....FERRULE, NON-INSLT, 22/20 AWG	8
3	MOOZZ		4X630	863-550080-7	....TUBING, NONMETALLIC, SHRINKABLE, 1/16 (MAKE FROM SHRINK TUBING 5T436/FPS-0	1
4	PAOZZ	5940-00-552-2019	00779	32060	....TERMINAL, LUG, CRIMP, FORK, BLUE, #10	3
5	MOOZZ		4X630	863-550080-1	....CABLE, SPECIAL PURPOSE, 22 AWG, 4 COND, (MAKE FROM CABLE 61526/RF50577)	1
6	PAOZZ	5940-00-739-7463	00779	32498	....TERMINAL, LUG, CRIMP, FORK, RED, #8	1
7	PAOZZ	4020-01-242-0582	39428	7134K2	....STRAP, TIEDOWN, ELECTRICAL, 6 LG	9
8	PAOZZ	5940-01-494-0234	4X630	863-000684	....TERMINAL, CRIMP, QC, BLU, 1/4, FEMALE	8
END OF FIGURE						



REPAIR PARTS AND SPECIAL TOOL LIST (RPSTL)  
 LAUNDRY ADVANCED SYSTEM (LADS)  
 NSN: 3510-01-463-0114  
 CONDUIT INSTALLATION  
 REPAIR PARTS LIST

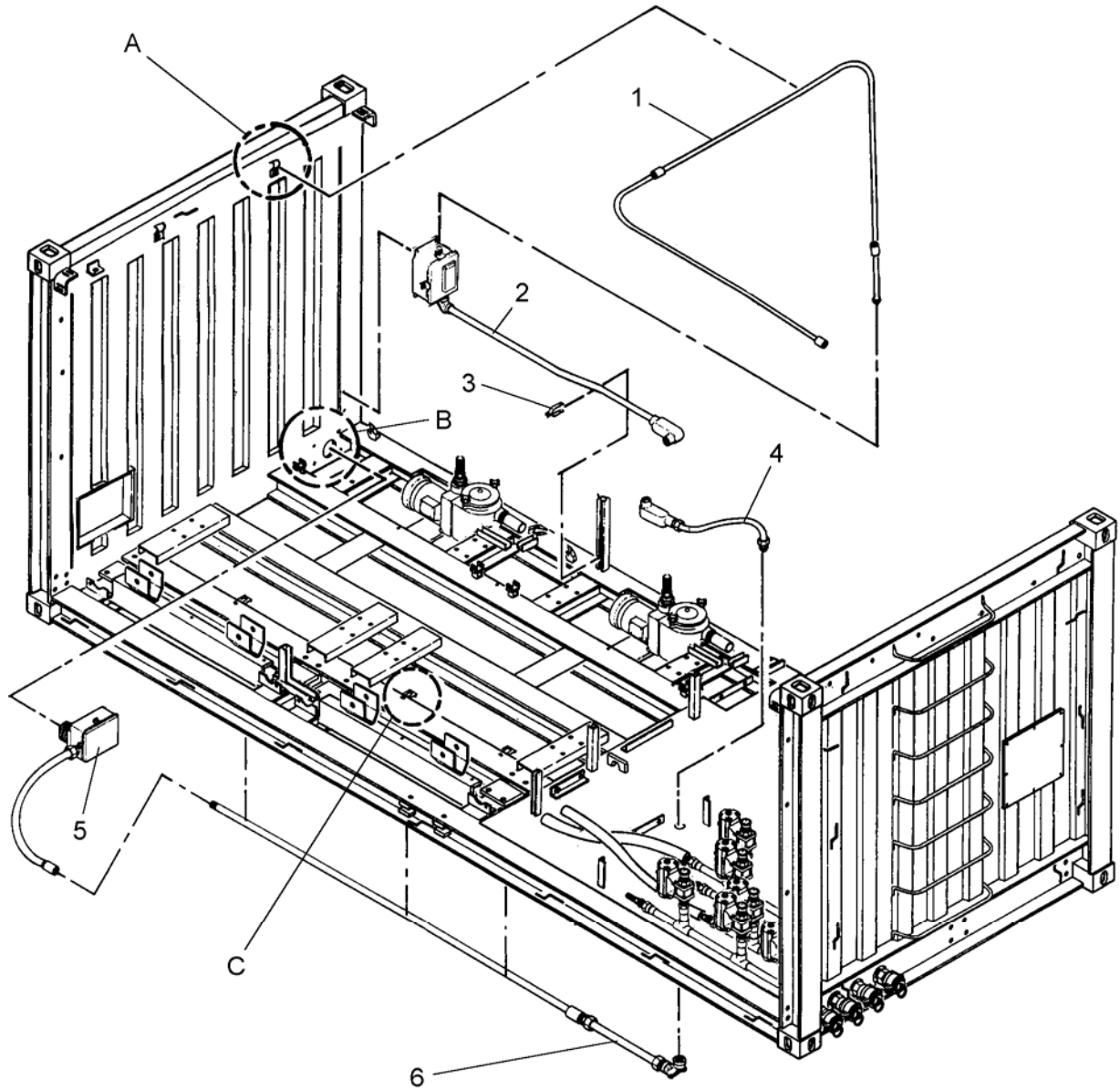


Figure 80. Conduit Install (Sheet 1 of 6)

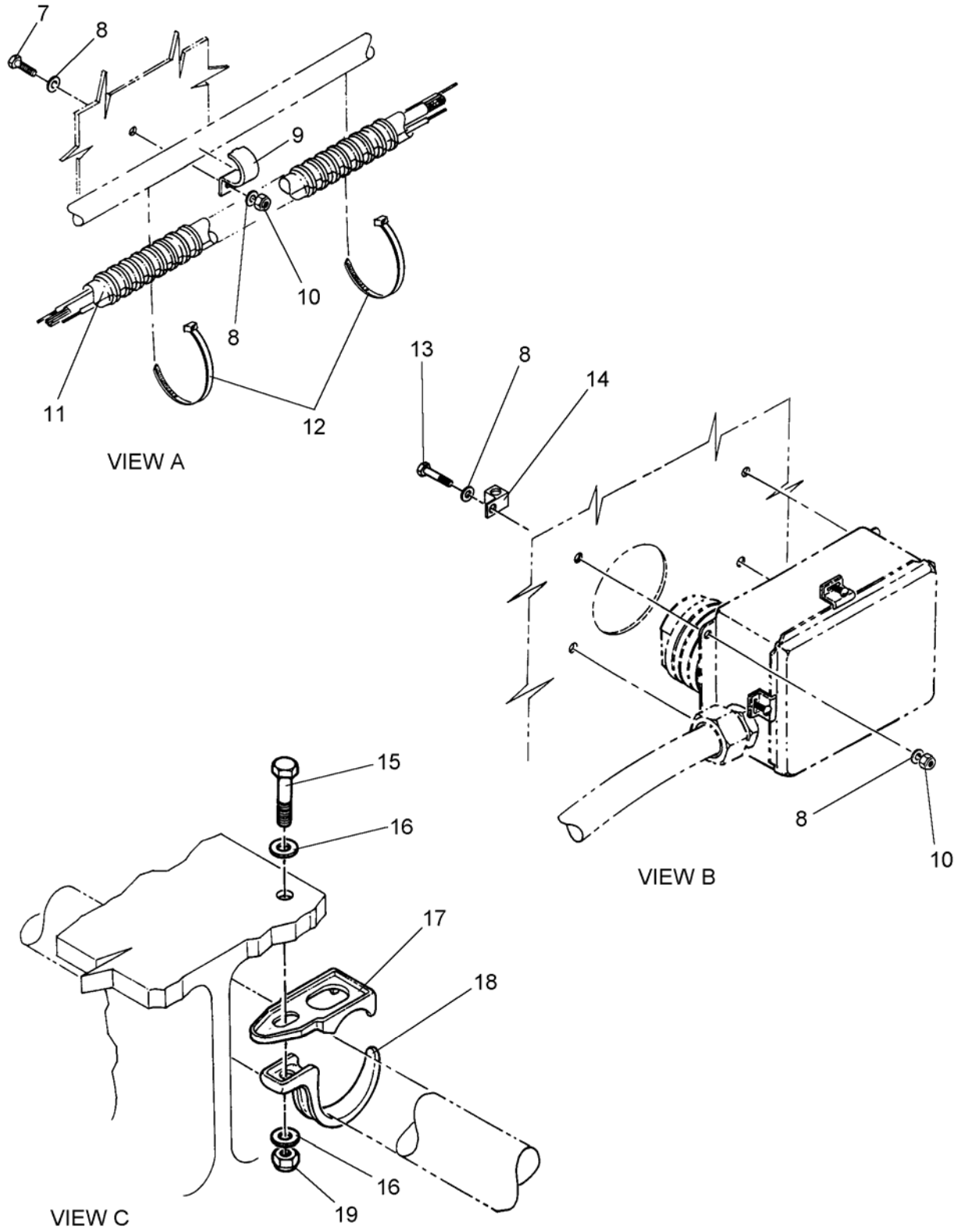


Figure 80. Conduit Install (Sheet 2 of 6)

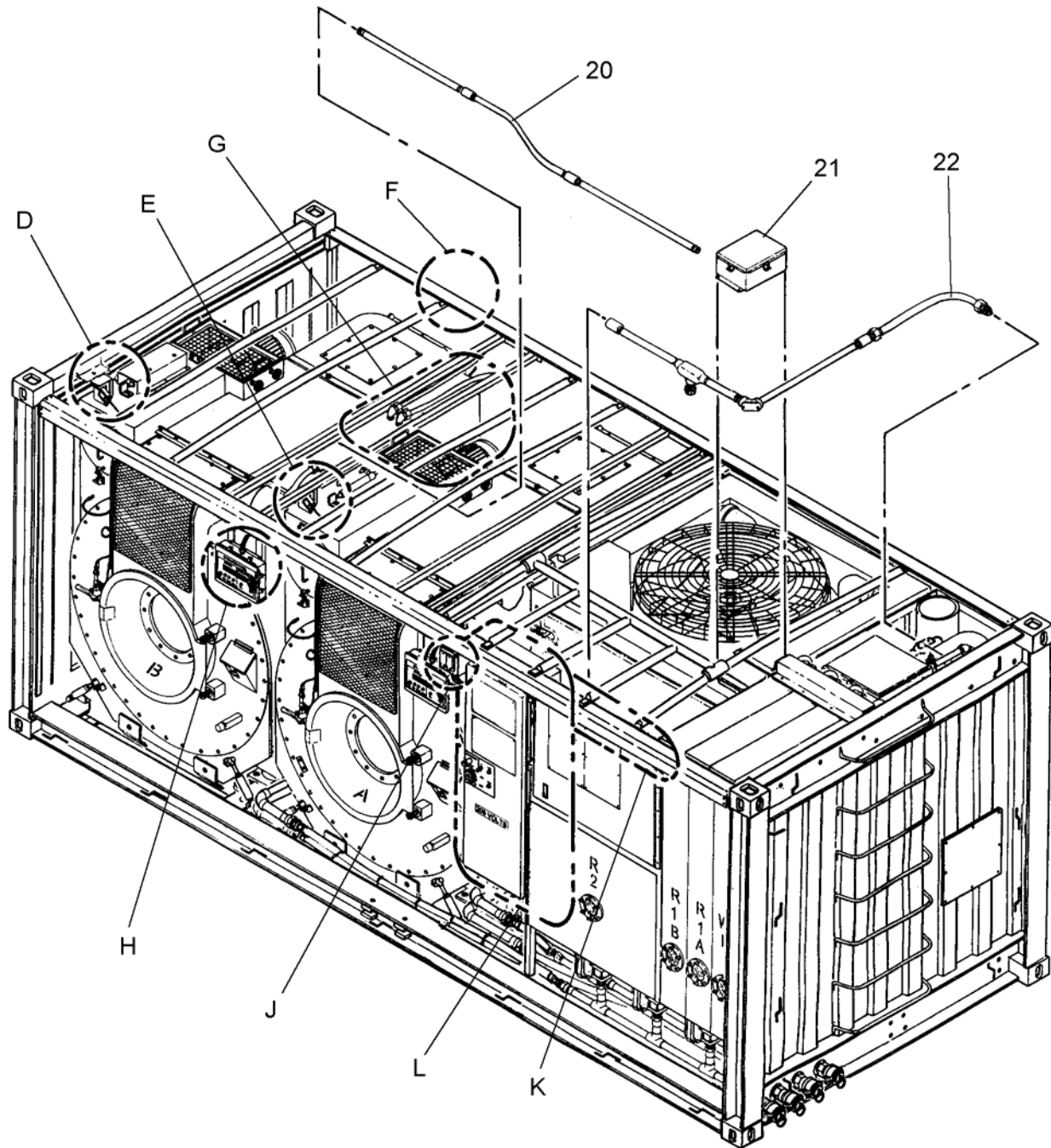


Figure 80. Conduit Install (Sheet 3 of 6)

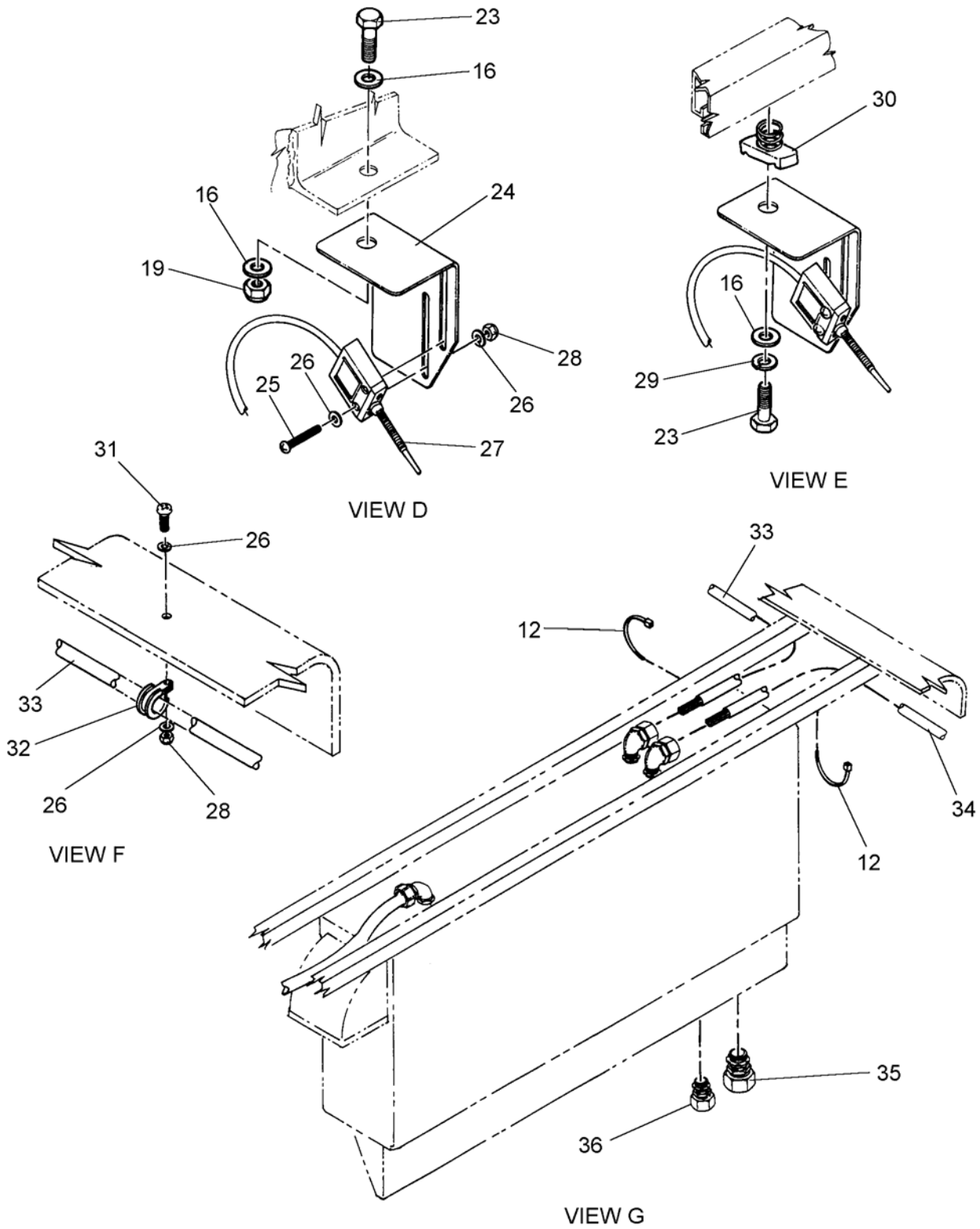


Figure 80. Conduit Install (Sheet 4 of 6)

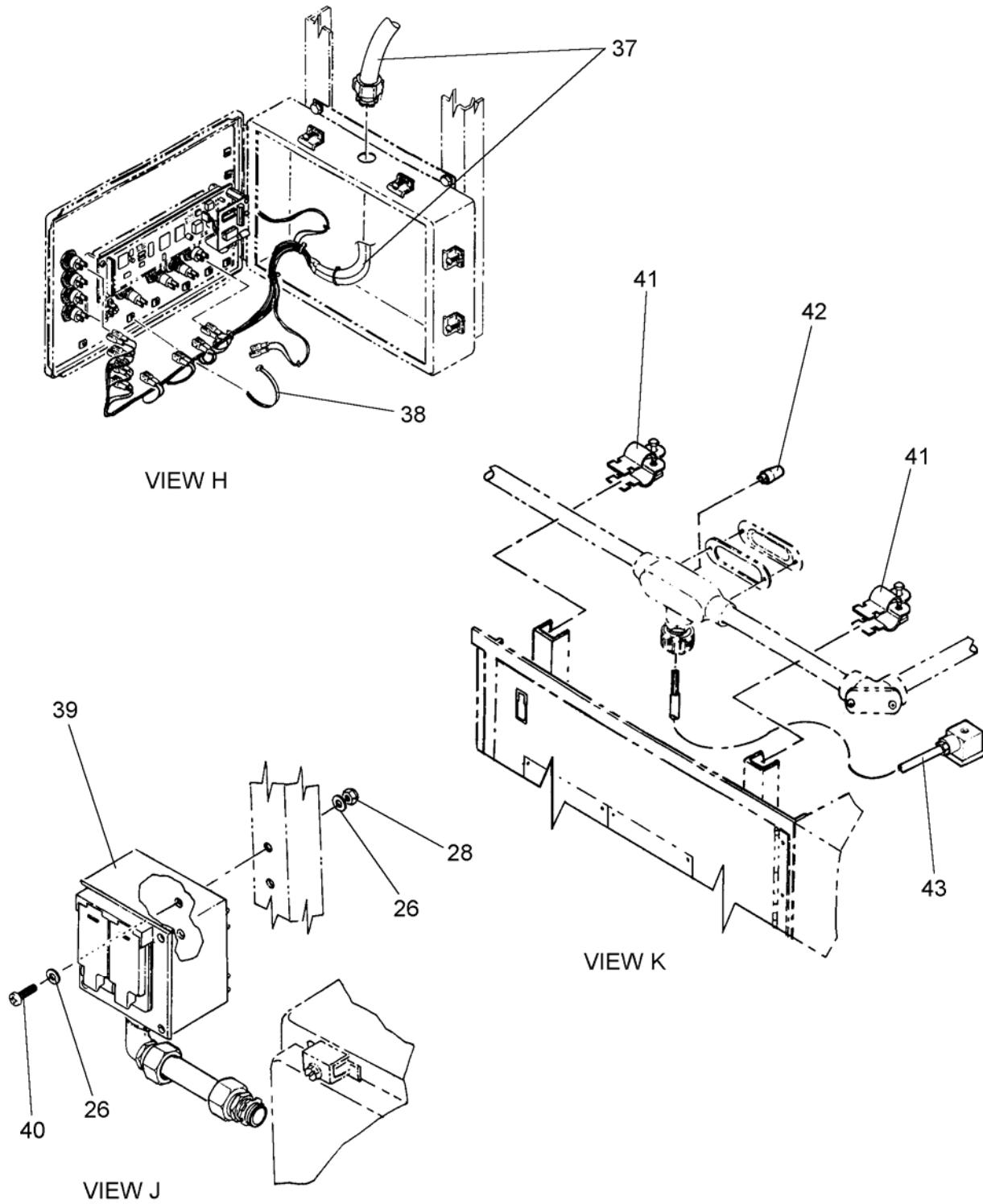


Figure 80. Conduit Install (Sheet 5 of 6)

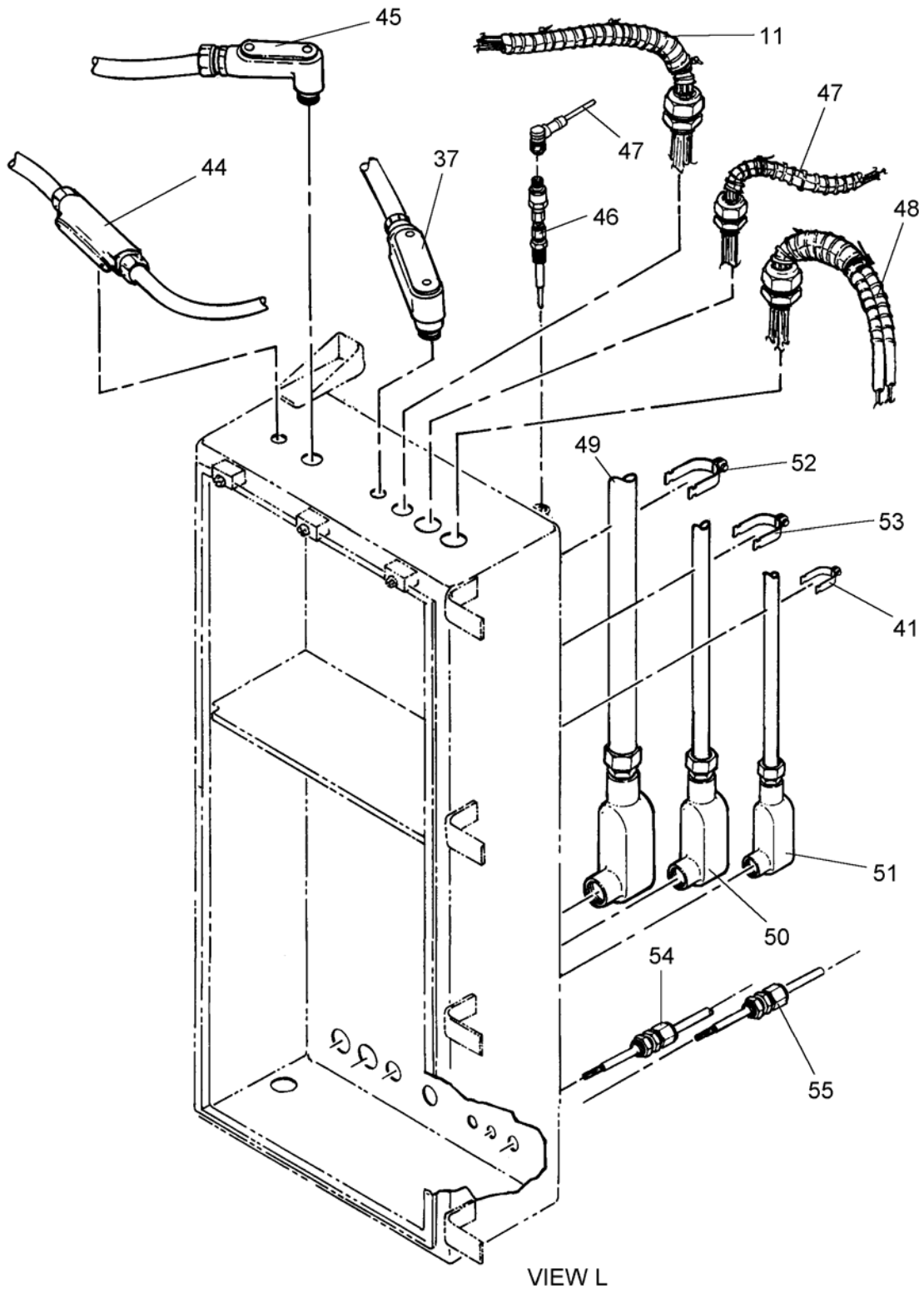


Figure 80. Conduit Install (Sheet 6 of 6)



(1) ITEM NO.	(2) SMR CODE	(3) NSN	(4) CAGEC	(5) PART NUMBER	(6) DESCRIPTION AND USABLE ON CODE (UOC)	(7) QTY
<b>GROUP 0114 CONDUIT INSTALLATION</b>						
<b>FIG. 80 CONDUIT INSTALL</b>						
1	AOOOO		4X630	863-740143	...CONDUIT ASSY,PUMPS,TO PUMP BOX (REFER TO FIGURE 88 FOR BREAKDOWN)	1
2	AOOOO		4X630	863-740145	...CONDUIT ASSY,PUMPS,WITH BOX (REFER TO FIGURE 89 FOR BREAKDOWN)	1
3	PAOZZ	5340-00-973-9160	96195	P1111	...STRAP,RETAINING,1/2	3
4	AOOOO		4X630	863-740105	...CONDUIT ASSY,PWR,CONTROL PANEL (REFER TO FIGURE 82 FOR BREAKDOWN)	1
5	AOOOO		4X630	863-740100	...CONDUIT ASSY,PWR(REFER TO FIGURE 80 FOR BREAKDOWN)	1
6	AOOOO		4X630	863-740102	...CONDUIT ASSY,PWR,INTERMEDIATE (REFER TO FIGURE 103 FOR BREAKDOWN)	1
7	PAOZZ	5305-00-207-8253	96906	MS35307-308	...SCREW,CAP,HEXAGON HEAD,1/4-20 UNC X 1 IN LG	6
8	PAOZZ	5310-00-582-5677	96906	MS15795-810	...WASHER,FLAT,1/4	24
9	PAOZZ	5342-00-490-1940	4X630	863-000665	...STRAP,CONDUIT,3/4	2
10	PAOZZ	5310-00-241-6604	96906	MS17830-4C	...NUT,SELF-LOCKING,HEX HD,1/4-20 UNC	12
11	AOOOO		4X630	863-740300	...CABLE ASSY,INSTRUMENTATION,DRUM (REFER TO FIGURE 95 FOR BREAKDOWN)	1
12	PAOZZ	5975-01-481-4979	4X630	863-000525	...STRAP,TIEDOWN,ELECTRICAL,8 LG	100
13	PAOZZ	5305-00-021-3668	96906	MS35307-310	...SCREW,CAP,HEXAGON HEAD,1/4-20 UNC X 1-1/4 LG	6
14	PAOZZ	5940-01-481-4567	4X630	863-000654	...TERMINAL,LUG,GROUNDING	1
15	PAOZZ	5305-00-821-3869	96906	MS90725-65	...SCREW,CAP,HEXAGON HEAD,3/8-16 UNC X 1-3/4 LG	3
16	PAOZZ	5310-01-280-5796	96906	MS27183-57	...WASHER,FLAT,3/8	9
17	PAOZZ	5342-00-867-1786	03743	CLB-150M	...CLAMP BACK,1-1/2	3
18	PAOZZ	5340-00-900-4216	4X630	863-000662	...STRAP,RETAINING,CONDUIT,1-1/2	3
19	PAOZZ	5310-00-087-4652	96906	MS51922-17	...NUT,SELF-LOCKING,HEX HD,3/8-16 UNC	4
20	AOOOO		4X630	863-740130	...CONDUIT ASSY,STILL/HEATER (REFER TO FIGURE 85 FOR BREAKDOWN)	1
21	AOOOO		4X630	863-740030	...ENCLOSURE ASSEMBLY,WATER RECOVERY PWR (REFER TO FIGURE 86 FOR BREAKDOWN)	1

(1) ITEM NO.	(2) SMR CODE	(3) NSN	(4) CAGEC	(5) PART NUMBER	(6) DESCRIPTION AND USABLE ON CODE (UOC)	(7) QTY
<b>GROUP 0114 CONDUIT INSTALLATION</b>						
<b>FIG. 80 CONDUIT INSTALL</b>						
22	AOOOO		4X630	863-740155	...CONDUIT ASSY,120VAC,TO HEATER (REFER TO FIGURE 91 FOR BREAKDOWN)	1
23	PAOZZ	5305-00-269-3211	80205	MS90725-60	...SCREW,CAP,HEXAGON HEAD,3/8-16 UNC X 1 LG	2
24	PAOZZ	5935-01-481-6726	4X630	863-740040	...BRACKET,ELECTRICAL,DRUM IMBALANCE SWITCH	2
25	PAOZZ	5305-00-059-3663	96906	MS51958-67	...SCREW,MACHINE,PAN HD,#10-32 UNF X 1 LG	4
26	PAOZZ	5310-00-619-1148	96906	MS15795-808	...WASHER,FLAT,#10	14
27	PAOZZ	5930-01-481-2127	4X630	863-740050	...SWITCH ASSEMBLY,LIMIT,WOBBLE STICK	2
28	PAOZZ	5310-00-926-1835	96906	MS21083-C3	...NUT,SELF-LOCKING,HEX HD,#10-32 UNF	8
29	PAOZZ	5310-00-637-9541	96906	MS35338-46	...WASHER,LOCK,SPLIT,3/8	1
30	PAOZZ	5310-00-568-0326	96195	P1008	...NUT,PLAIN,RECTANGUL,W/SPRING, 3/8-16 UNC	1
31	PAOZZ	5305-00-059-3661	96906	MS51958-65	...SCREW,MACHINE,PAN HD,#10-32 UNF X 3/4 LG	2
32	PAOZZ	5340-01-481-1676	4X630	863-000318	...CLAMP,LOOP,5/8 DIA	2
33	AOOOO		4X630	863-740390	...CABLE ASSY,DRYER B(REFER TO FIGURE 102 FOR BREAKDOWN)	1
34	AOOOO		4X630	863-740380	...CABLE ASSY,DRYER A(REFER TO FIGURE 101 FOR BREAKDOWN)	1
35	PAOZZ	5935-01-481-6719	4X630	863-000656	...ADAPTER,CABLE CLAMP,CORD GRIP, 1.00-1.13	2
36	PAOZZ	5975-01-481-7494	4X630	863-000659	...BOX CONNECTOR,ELECTRICAL,CORD GRIP,.25-.38	2
37	AOOOO		4X630	863-740170	...CONDUIT ASSY,OPERATOR PANELS (REFER TO FIGURE 92 FOR BREAKDOWN)	1
38	PAOZZ	4020-01-242-0582	39428	7134K2	...STRAP,TIEDOWN,ELECTRICAL,6 LG	12
39	AOOOO		4X630	863-740190	...CONDUIT ASSY,LIGHT RECEPTACLE (REFER TO FIGURE 94 FOR BREAKDOWN)	1
40	PAOZZ	5305-01-506-3558	39428	90825A918	...SCREW,MACHINE,PAN HD,SEALING,#10-32 UNF X 5/8 LG	2
41	PAOZZ	5340-00-715-7102	96195	P1112	...HANGER,PIPE,3/4	7
42	PAOZZ	5940-00-894-9225	30119	30-211	...SPLICE,CONDUCTOR	1
43	AOOOO		4X630	863-740370	...CABLE ASSY,FV500(REFER TO FIGURE 100 FOR BREAKDOWN)	1

(1) ITEM NO.	(2) SMR CODE	(3) NSN	(4) CAGEC	(5) PART NUMBER	(6) DESCRIPTION AND USABLE ON CODE (UOC)	(7) QTY
<b>GROUP 0114 CONDUIT INSTALLATION</b>						
<b>FIG. 80 CONDUIT INSTALL</b>						
44	AOOOO		4X630	863-740150	...CONDUIT ASSY,120VAC (REFER TO FIGURE 90 FOR BREAKDOWN)	1
45	AOOOO		4X630	863-740180	...CONDUIT ASSY,INVERTER CONTROL (REFER TO FIGURE 93 FOR BREAKDOWN)	1
46	PAOZZ	6685-01-481-4945	4X630	863-510924	...RESISTOR,THERMAL,TEMPERATUR E SENSING,1 IN LG	1
48	AOOOO		4X630	863-740320	...CABLE ASSY,INSTRUMENTATION,HEATER (REFER TO FIGURE 97 FOR BREAKDOWN)	1
49	AOOOO		4X630	863-740110	...CONDUIT ASSY,DRUMINVERTER FEED (REFER TO FIGURE 83 FOR BREAKDOWN)	1
50	AOOOO		4X630	863-740120	...CONDUIT ASSY,10/20HP INVERTER FEED (REFER TO FIGURE 84 FOR BREAKDOWN)	1
51	AOOOO		4X630	863-740140	...CONDUIT ASSY,PUMPS,FROM MAIN ENCLSR (REFER TO FIGURE 87 FOR BREAKDOWN)	1
52	PAOZZ	5340-00-785-7531	96195	P1114	...HANGER,PIPE,1-1/4	2
53	PAOZZ	5340-00-693-2481	96195	P1113	...HANGER,PIPE,1 IN	4
54	AOOOO		4X630	863-740340	...CABLE ASSY,FV200(REFER TO FIGURE 98 FOR BREAKDOWN)	1
55	AOOOO		4X630	863-740350	...CABLE ASSY,FV201(REFER TO FIGURE 99 FOR BREAKDOWN)	1

END OF FIGURE





REPAIR PARTS AND SPECIAL TOOL LIST (RPSTL)  
 LAUNDRY ADVANCED SYSTEM (LADS)  
 NSN: 3510-01-463-0114  
 CONDUIT INSTALLATION  
 REPAIR PARTS LIST

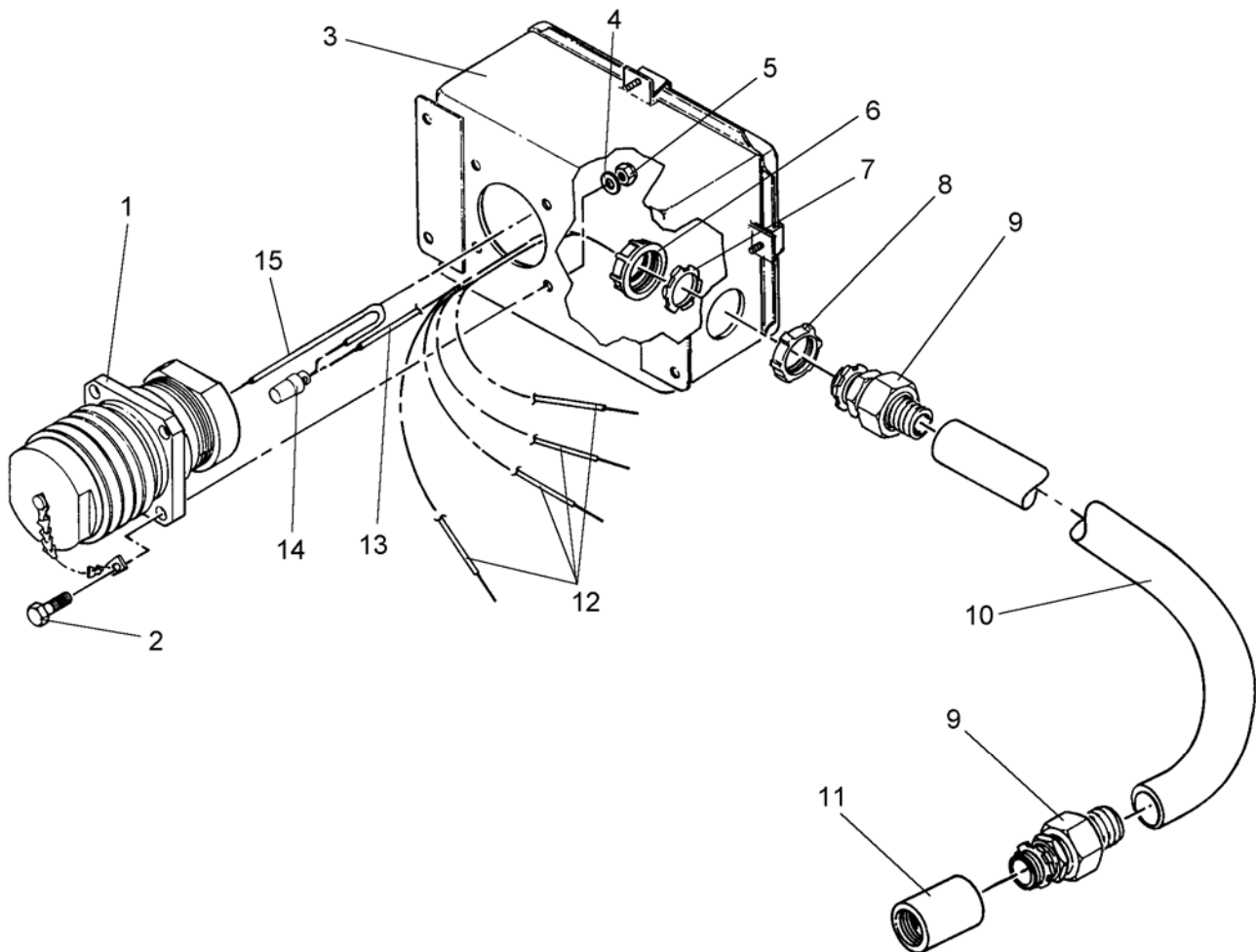


Figure 81. Conduit Assembly, Power

(1) ITEM NO.	(2) SMR CODE	(3) NSN	(4) CAGEC	(5) PART NUMBER	(6) DESCRIPTION AND USABLE ON CODE (UOC)	(7) QTY
<b>GROUP 0114 CONDUIT INSTALLATION</b>						
<b>FIG. 81 CONDUIT ASSEMBLY, POWER</b>						
1	PAOZZ	5935-01-103-6064	96906	MS90558C444 12P	....CONNECTOR,RECEPTACLE	1
2	PAOZZ	5305-00-207-8253	96906	MS35307-308	....SCREW,CAP,HEXAGON HEAD,1/4- 20 UNC X 1 IN LG	4
3	XDOZZ		4X630	863-740011	....ENCLOSURE,MAINPOWER	1
4	PAOZZ	5310-00-582-5677	96906	MS15795-810	....WASHER,FLAT,1/4	4
5	PAOZZ	5310-00-241-6604	96906	MS17830-4C	....NUT,SELF-LOCKING,HEX HD,1/4-20 UNC	4
6	PAOZZ	5975-00-665-0646	98245	HB150	....BUSHING,ELECTRICAL,INSULATED, CONDUIT,1-1/2	1
7	PAOZZ	9575-00-602-1511	57797	BL-150	....LOCKNUT,CONDUIT,1-1/2	1
8	PAOZZ	5975-01-271-4052	03743	BLSG-150	....LOCKNUT,ELECTRICAL,CONDUIT,S EALING,1-1/2	1
9	PAOZZ	5975-00-081-5247	03743	ST-150	....BOX CONNECTOR,ELECTRICAL,LIQUID- TIGHT,1-1/2	2
10	MOOZZ		4X630	863-740100-5	....CONDUIT,METAL,FLEXIBLE,LIQUID- TIGHT,1-1/2 (MAKE FROM CONDUIT 09641/LTCEF	1
11	PAOZZ	5975-01-481-2286	4X630	863-000703	....COUPLING,ELECTRICAL,1-1/2 IMC	1
12	MOOZZ		4X630	863-740100-14	....WIRE,ELECTRICAL,2 AWG,BLK,THHN (MAKE FROM WIRE 013J0/THHN2BLK)	1
13	MOOZZ		4X630	863-740100-15	....WIRE,ELECTRICAL,4 AWG,GRN,THHN (MAKE FROM WIRE 013J0/THHN4GRN)	1
14	PAOZZ	5940-01-493-5171	4X630	863-000718	....SPLICE,CONDUCTORELECTRICAL,1 /0 AWG,SET SCREW	1
15	MOOZZ		4X630	863-740100-16	....WIRE,ELECTRICAL,8 AWG,GRN,THHN (MAKE FROM WIRE 013J0/THHN8GRN)	1
END OF FIGURE						







REPAIR PARTS AND SPECIAL TOOL LIST (RPSTL)  
LAUNDRY ADVANCED SYSTEM (LADS)  
NSN: 3510-01-463-0114  
CONDUIT INSTALLATION  
REPAIR PARTS LIST

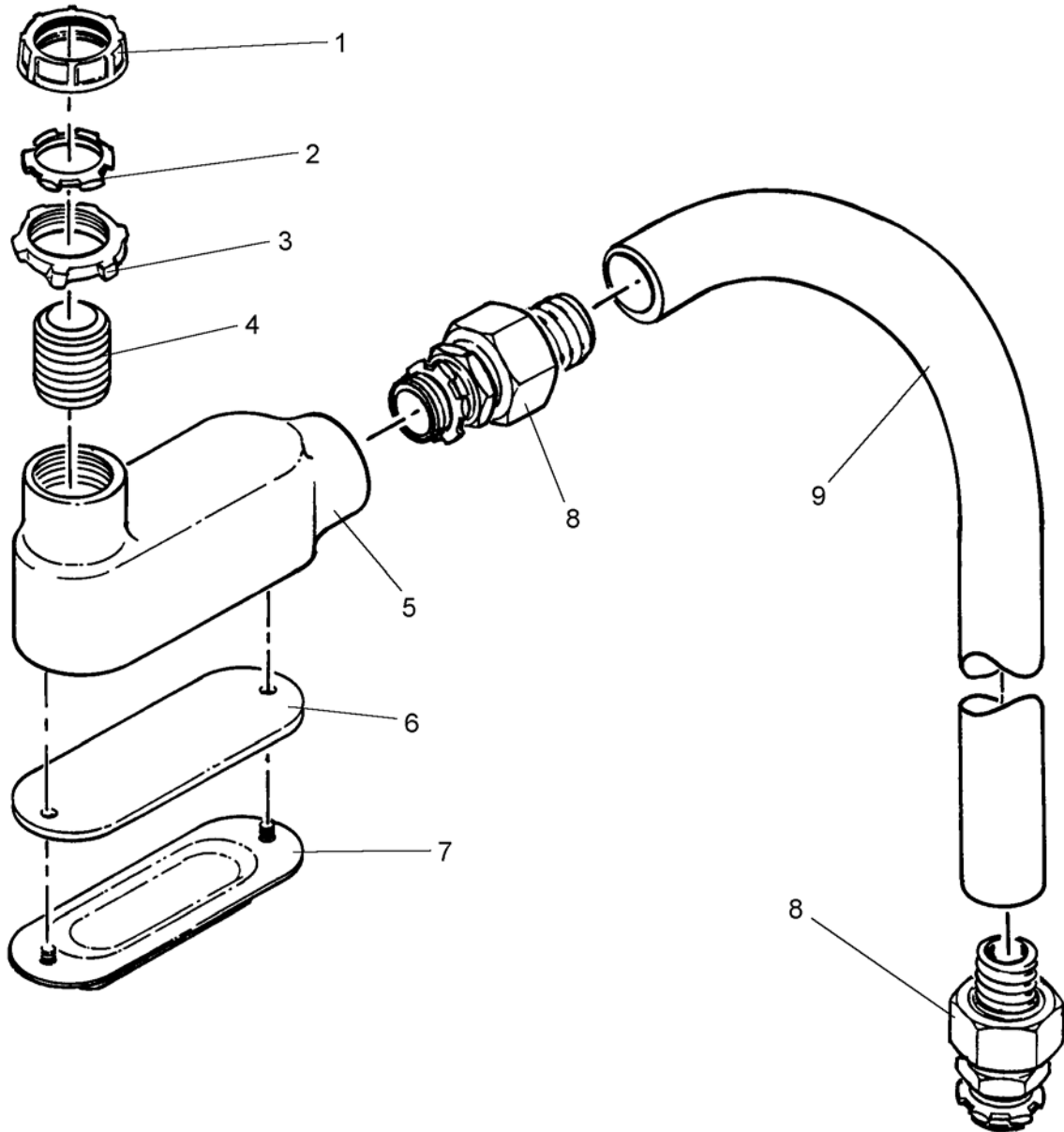


Figure 82. Conduit Assembly, Power, Control Power

(1) ITEM NO.	(2) SMR CODE	(3) NSN	(4) CAGEC	(5) PART NUMBER	(6) DESCRIPTION AND USABLE ON CODE (UOC)	(7) QTY
<b>GROUP 0114 CONDUIT INSTALLATION</b>						
<b>FIG. 82 CONDUIT ASSEMBLY, POWER, CONTROL POWER</b>						
1	PAOZZ	5975-00-665-0646	98245	HB150	...BUSHING,ELECTRICAL,INSULATED, CONDUIT,1-1/2	1
2	PAOZZ	9575-00-602-1511	57797	BL-150	...LOCKNUT,CONDUIT,1-1/2	1
3	PAOZZ	5975-01-271-4052	03743	BLSG-150	...LOCKNUT,ELECTRICAL,CONDUIT,S EALING,1-1/2	1
4	PAOZZ	5975-01-481-2269	4X630	863-000709	...NIPPLE,ELECTRICAL CONDUIT,1-1/2 IMC X CLOSE	1
5	PAOZZ	5975-00-853-3994	03743	LB150-M	...CONDUIT OUTLETBODY,1-1/2	1
6	PAOZZ	5330-01-210-2698	03743	GK125-150-N	...GASKET,SOLID,1-1/4/1-1/2	1
7	PAOZZ	5975-01-481-2145	4X630	863-000723	...COVER,CONDUIT OUTLET,STAMPED,BLANK,1-1/2	1
8	PAOZZ	5975-00-081-5247	03743	ST-150	...BOX CONNECTOR,ELECTRICAL,LIQUID- TIGHT,1-1/2	2
9	MOOZZ		4X630	863-740105-1	...CONDUIT,METAL,FLEXIBLE,LIQUID- TIGHT,1-1/2 (MAKE FROM CONDUIT 09641/LTCEF	1
END OF FIGURE						





REPAIR PARTS AND SPECIAL TOOL LIST (RPSTL)  
LAUNDRY ADVANCED SYSTEM (LADS)  
NSN: 3510-01-463-0114  
CONDUIT INSTALLATION  
REPAIR PARTS LIST

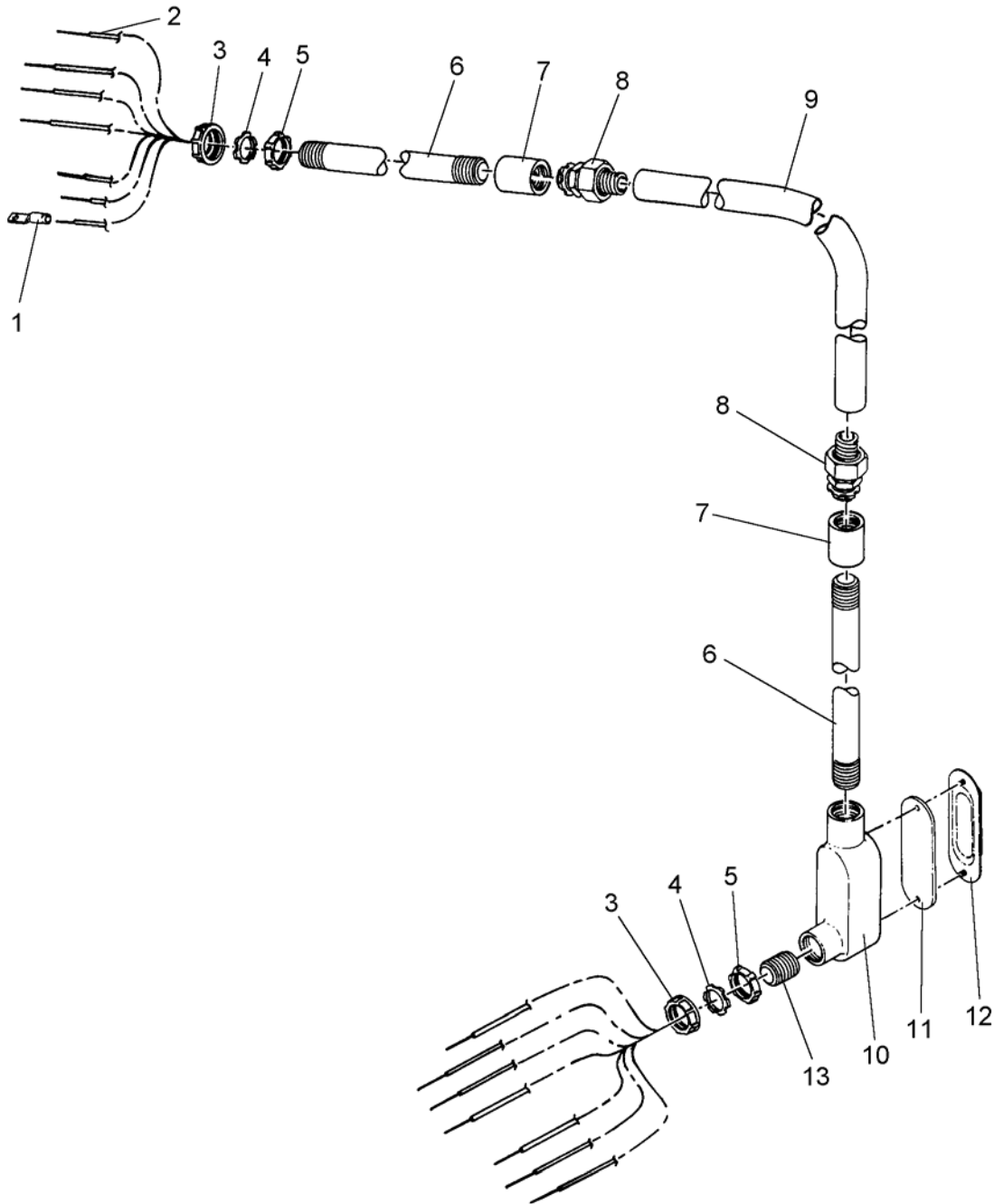


Figure 83. Conduit Assembly, Drum Inverter Feed

(1) ITEM NO.	(2) SMR CODE	(3) NSN	(4) CAGEC	(5) PART NUMBER	(6) DESCRIPTION AND USABLE ON CODE (UOC)	(7) QTY
<b>GROUP 0114 CONDUIT INSTALLATION</b>						
<b>FIG. 83 CONDUIT ASSEMBLY, DRUM INVERTER FEED</b>						
1	PAOZZ	5940-01-447-4614	06383	LCA6-14-L	....TERMINAL,LUG,CRIMP,RING,4 AWG,1/4 STUD	6
2	MOOZZ		4X630	863-740110-12	....WIRE,ELECTRICAL,6 AWG,BLK,THHN (MAKE FROM WIRE 013J0/THHN6BLK)	1
3	PAOZZ	5975-01-400-3410	03743	BU100I	....BUSHING,ELECTRICAL,INSULATED, CONDUIT,1 IN	2
4	PAOZZ	5975-00-714-8031	03743	BL-100	....LOCKNUT,ELECTRICALCONDUIT,1I N	2
5	PAOZZ	5975-01-305-5099	03743	BLSG-100	....LOCKNUT,ELECTRICAL,CONDUIT,S EALING,1 IN	2
6	MOOZZ		4X630	863-740110-4	....CONDUIT,METAL,RIGID,IMC,1 (MAKE FROM CONDUIT 55722/IMC-1)	1
7	PAOZZ	5975-01-493-6005	4X630	863-000701	....COUPLING,1 IMC	2
8	PAOZZ	5975-00-578-9364	03743	ST-100	....BOX CONNECTOR,ELECTRICAL,LIQUID- TIGHT,1IN	2
9	MOOZZ		4X630	863-740110-7	....CONDUIT,NONMETALLIC,FLEXIBLE, LIQUID-TIGHT,1 IN (MAKE FROM CONDUIT 09641	1
10	PAOZZ	5975-01-184-5832	57797	LB100-M	....CONDUIT OUTLETBODY,1 IN	1
11	PAOZZ	5330-01-234-2617	03743	GK100-N	....GASKET,SOLID,1 IN	1
12	PAOZZ	5975-01-189-6874	57797	K-100	....COVER,CONDUIT OUTLET,STAMPED,BLANK,1 IN	1
13	PAOZZ	5975-01-481-5215	4X630	863-000707	....NIPPLE,ELECTRICAL CONDUIT,1 IMC X CLOSE	1
END OF FIGURE						







REPAIR PARTS AND SPECIAL TOOL LIST (RPSTL)  
LAUNDRY ADVANCED SYSTEM (LADS)  
NSN: 3510-01-463-0114  
CONDUIT INSTALLATION  
REPAIR PARTS LIST

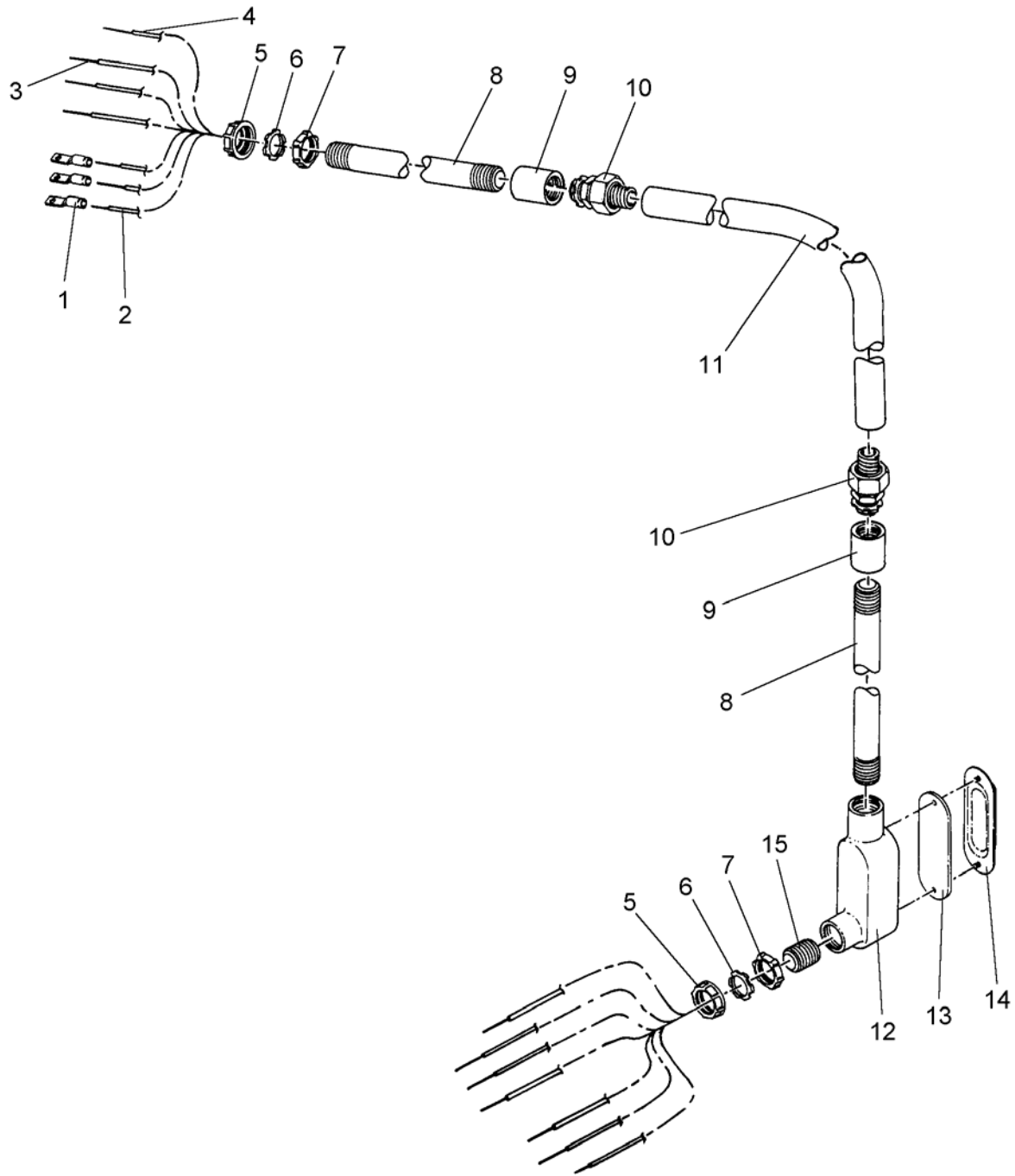


Figure 84. Conduit Assembly, 10/20 HP Inverter Feed

(1) ITEM NO.	(2) SMR CODE	(3) NSN	(4) CAGEC	(5) PART NUMBER	(6) DESCRIPTION AND USABLE ON CODE (UOC)	(7) QTY
<b>GROUP 0114 CONDUIT INSTALLATION</b>						
<b>FIG. 84 CONDUIT ASSEMBLY, 10/20 HP INVERTER FEED</b>						
1	PAOZZ	5940-01-481-7367	4X630	863-000732	....TERMINAL,LUG,CRIMP,RING,4 AWG,1/4 STUD	3
2	MOOZZ		4X630	863-740120-12	....WIRE,ELECTRICAL,4 AWG,BLK,THHN (MAKE FROM WIRE 013J0/THHN4BLK)	1
3	MOOZZ		4X630	863-740120-16	....WIRE,ELECTRICAL,8 AWG,BLK,THHN (MAKE FROM WIRE 013J0/THHN8BLK)	1
4	MOOZZ		4X630	863-740120-18	....WIRE,ELECTRICAL,4 AWG,GRN,THHN (MAKE FROM WIRE 013J0/THHN4GRN)	1
5	PAOZZ	5975-00-877-6893	33342	417-107-M	....BUSHING,ELECTRICAL,CONDUIT,IN SULATED,1-1/4	2
6	PAOZZ	5975-00-642-7265	58536	AA50553-III-1- P-	....LOCKNUT,ELECTRICALCONDUIT,1- 1/4	2
7	PAOZZ	5975-01-481-5041	4X630	863-000640	....LOCKNUT,ELECTRICAL,CONDUIT,S EALING,1-1/4	2
8	MOOZZ		4X630	863-740120-4	....CONDUIT,METAL,RIGID,IMC,1-1/4 (MAKE FROM CONDUIT 55722/IMC-1- 1/4)	1
9	PAOZZ	5975-01-493-6188	4X630	863-000702	....COUPLING,1-1/4 INC	2
10	PAOZZ	5975-00-839-6158	03743	ST-125	....BOX CONNECTOR,ELECTRICAL,LIQUID- TIGHT,1-1/4	2
11	MOOZZ		4X630	863-740120-7	....CONDUIT,METAL,FLEXIBLE,LIQUID- TIGHT,1-1/4 (MAKE FROM CONDUIT 09641/LTCEF	1
12	PAOZZ	5975-01-184-5833	57797	LB125-M	....CONDUIT OUTLETBODY,1-1/4	1
13	PAOZZ	5330-01-210-2698	03743	GK125-150-N	....GASKET,SOLID,1-1/4/1-1/2	1
14	PAOZZ	5975-01-481-2145	4X630	863-000723	....COVER,CONDUIT OUTLET,STAMPED,BLANK,1-1/4	1
15	PAOZZ	5975-01-481-5221	4X630	863-000708	....NIPPLE,ELECTRICAL CONDUIT,1-1/4 IMC X CLOSE	1

END OF FIGURE





REPAIR PARTS AND SPECIAL TOOL LIST (RPSTL)  
LAUNDRY ADVANCED SYSTEM (LADS)  
NSN: 3510-01-463-0114  
CONDUIT INSTALLATION  
REPAIR PARTS LIST

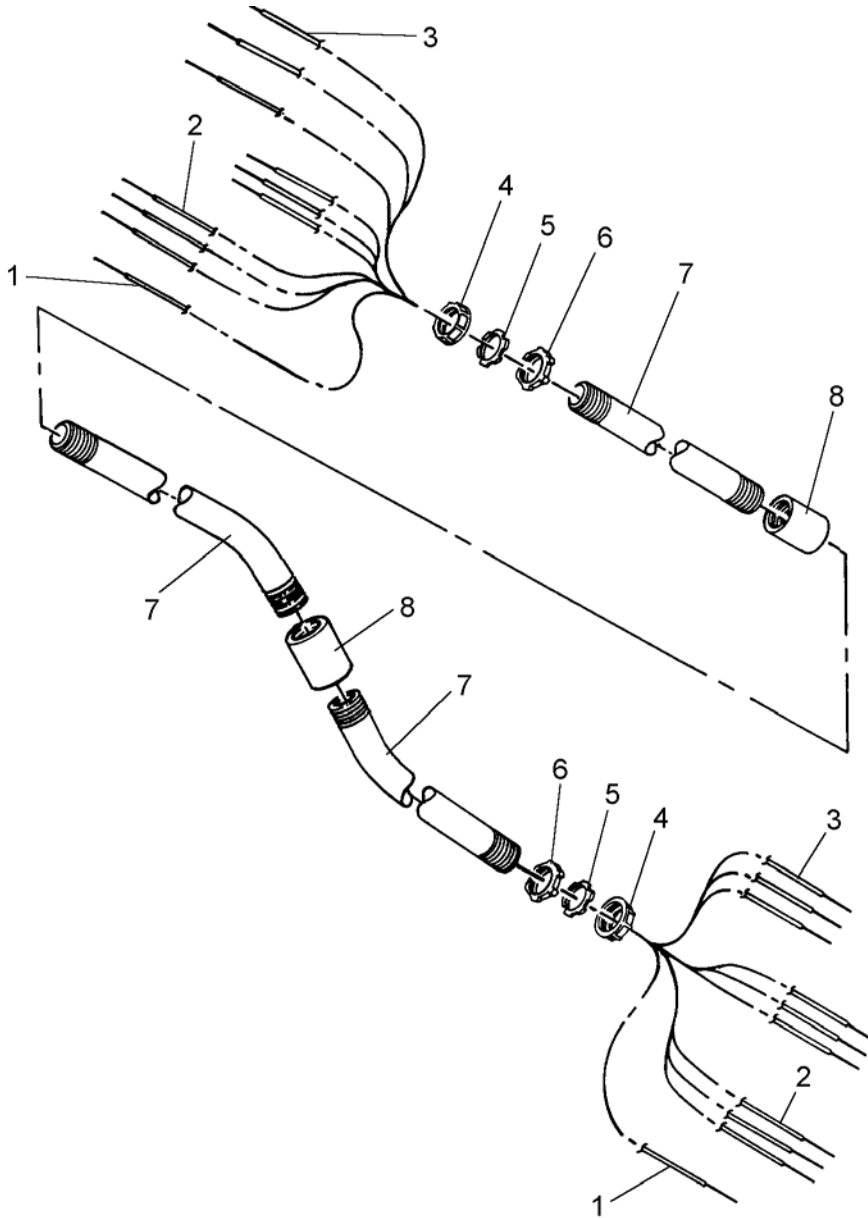


Figure 85. Conduit Assembly, Still/Heater

(1) ITEM NO.	(2) SMR CODE	(3) NSN	(4) CAGEC	(5) PART NUMBER	(6) DESCRIPTION AND USABLE ON CODE (UOC)	(7) QTY
<b>GROUP 0114 CONDUIT INSTALLATION</b>						
<b>FIG. 85 CONDUIT ASSEMBLY, STILL/HEATER</b>						
1	MOOZZ		4X630	863-740130-6	....WIRE,ELECTRICAL,10 AWG,GRN,THHN (MAKE FROM WIRE 013J0/THHN10GRN)	1
2	MOOZZ		4X630	863-740130-7	....WIRE,ELECTRICAL,8 AWG,BLK,THHN (MAKE FROM WIRE 013J0/THHN8BLK)	1
3	MOOZZ		4X630	863-740130-8	....WIRE,ELECTRICAL,10 AWG,BLK,THHN (MAKE FROM WIRE 013J0/THHN10BLK)	1
4	PAOZZ	5975-01-400-3410	03743	BU100I	....BUSHING,ELECTRICAL,INSULATED, CONDUIT,1 IN	2
5	PAOZZ	5975-00-714-8031	03743	BL-100	....LOCKNUT,ELECTRICALCONDUIT,1I N	2
6	PAOZZ	5975-01-305-5099	03743	BLSG-100	....LOCKNUT,ELECTRICAL,CONDUIT,S EALING,1 IN	2
7	MOOZZ		4X630	863-740130-1	....CONDUIT,METAL,RIGID,IMC,1 (MAKE FROM CONDUIT 55722/IMC-1)	1
8	PAOZZ	5975-01-493-6005	4X630	863-000701	....COUPLING,1 IMC	2
END OF FIGURE						







REPAIR PARTS AND SPECIAL TOOL LIST (RPSTL)  
 LAUNDRY ADVANCED SYSTEM (LADS)  
 NSN: 3510-01-463-0114  
 CONDUIT INSTALLATION  
 REPAIR PARTS LIST

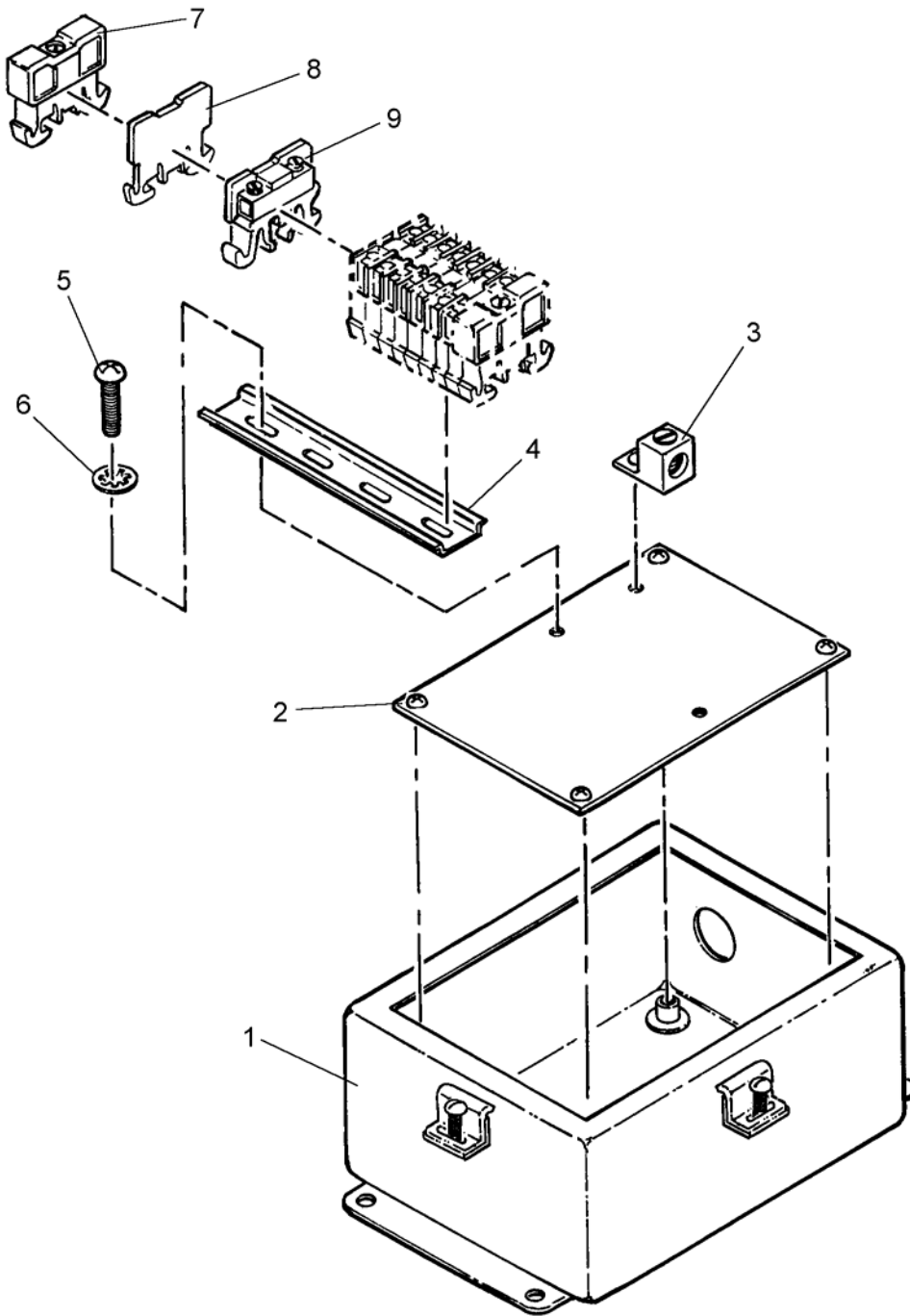


Figure 86. Enclosure Assembly, Water Recovery Power

(1) ITEM NO.	(2) SMR CODE	(3) NSN	(4) CAGEC	(5) PART NUMBER	(6) DESCRIPTION AND USABLE ON CODE (UOC)	(7) QTY
<b>GROUP 0114 CONDUIT INSTALLATION</b>						
<b>FIG. 86 ENCLOSURE ASSEMBLY, WATER RECOVERY POWER</b>						
1	XDFHH		4X630	863-740031	...ENCLOSURE,POWER,WATER RECOVERY	1
2	XDOZZ		4X630	863-740032	...SUBPANEL,ENCLSR,WATER RECOVERY POWER	1
3	PAOZZ	5940-01-481-7491	4X630	863-000727	...TERMINAL,LUG, 4 AWG,1/4 STUD	1
4	PAOZZ	5340-01-481-3314	4X630	863-000567	...BRACKET,MULTIPLE ANGLE,TERMINAL BLOCK	1
5	PAOZZ	5305-00-059-3659	96906	MS51958-63	...SCREW,MACHINE,PAN HD,#10-32 UNF X 1/2 LG	3
6	PAOZZ	5310-00-543-5933	96906	MS35333-73	...WASHER,LOCK,INTERNAL TOOTH,#10	3
7	PAOZZ	5340-01-412-3512	51917	9080MH10	...CLAMP,SYNCHRO,END,TERMINAL BLOCK	2
8	PAOZZ	5940-01-352-0231	4X630	863-000564	...TERMINAL BOARD ASSEMBLY,END BARRIER,TERMINAL BLOCK	1
9	PAOZZ	5940-01-260-0111	56365	9080GR6	...TERMINAL JUNCTION BLOCK	9

END OF FIGURE





REPAIR PARTS AND SPECIAL TOOL LIST (RPSTL)  
 LAUNDRY ADVANCED SYSTEM (LADS)  
 NSN: 3510-01-463-0114  
 CONDUIT INSTALLATION  
 REPAIR PARTS LIST

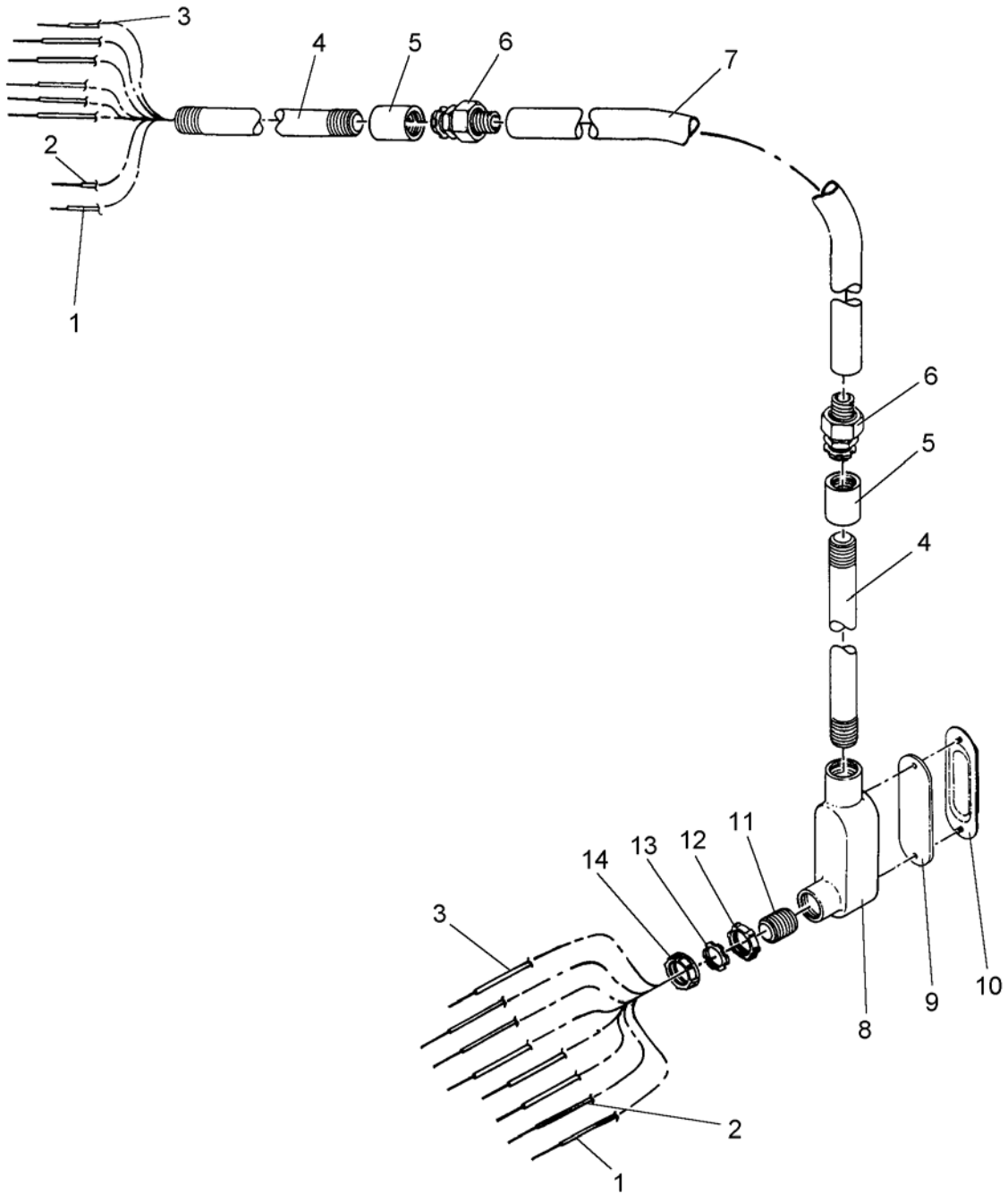


Figure 87. Conduit Assembly, Pumps, From Main Enclosure

(1) ITEM NO.	(2) SMR CODE	(3) NSN	(4) CAGEC	(5) PART NUMBER	(6) DESCRIPTION AND USABLE ON CODE (UOC)	(7) QTY
<b>GROUP 0114 CONDUIT INSTALLATION</b>						
<b>FIG. 87 CONDUIT ASSEMBLY, PUMPS, FROM MAIN ENCLOSURE</b>						
1	MOOZZ		4X630	863-740140-13	...WIRE,ELECTRICAL,12 AWG,GRN,THHN (MAKE FROM WIRE 013J0/THHN12GRN)	1
2	MOOZZ		4X630	863-740140-14	...WIRE,ELECTRICAL,12 AWG,WHT,THHN (MAKE FROM WIRE 013J0/THHN12WHT)	1
3	MOOZZ		4X630	863-740140-12	...WIRE,ELECTRICAL,12 AWG,BLK,THHN (MAKE FROM WIRE 013J0/THHN12BLK)	1
4	MOOZZ		4X630	863-740140-1	...CONDUIT ASSEMBLY,METAL,RIGID,IMC,3/4 (MAKE FROM CONDUIT 55722/IMC-3/4)	1
5	PAOZZ	5975-01-493-6189	4X630	863-000700	...COUPLING,3/4 IMC	2
6	PAOZZ	5975-00-556-0412	03743	ST-75	...BOX CONNECTOR,ELECTRICAL,LIQUID- TIGHT,3/4	2
7	MOOZZ		4X630	863-740140-4	...CONDUIT,FLEXIBLE,LIQUID- TIGHT,3/4 (MAKE FROM CONDUIT 09641/LTCEF075GY)	1
8	PAOZZ	5975-01-184-5831	57797	LB75-M	...CONDUIT OUTLETBODY,3/4	1
9	PAOZZ	5330-01-202-7609	03743	GK75-N	...GASKET,SOLID,3/4	1
10	PAOZZ	5975-00-953-8813	03743	K-75	...COVER,CONDUIT OUTLET,STAMPED,BLANK,3/4	1
11	PAOZZ	5975-01-493-8975	4X630	863-000706	...NIPPLE,ELECTRICAL CONDUIT,3/4 X CLOSE	1
12	PAOZZ	5975-01-132-0223	57797	BLSG-75	...LOCKNUT,ELECTRICALCONDUIT,SE ALING,3/4	1
13	PAOZZ	5975-00-642-7261	03743	BL-75	...LOCKNUT,ELECTRICAL,CONDUIT,3/ 4	1
14	PAOZZ	5975-01-481-5002	4X630	863-000649	...BUSHING,ELECTRICAL,INSULATED, CONDUIT,3/4	1
END OF FIGURE						







---

REPAIR PARTS AND SPECIAL TOOL LIST (RPSTL)  
LAUNDRY ADVANCED SYSTEM (LADS)  
NSN: 3510-01-463-0114  
CONDUIT INSTALLATION  
REPAIR PARTS LIST

---

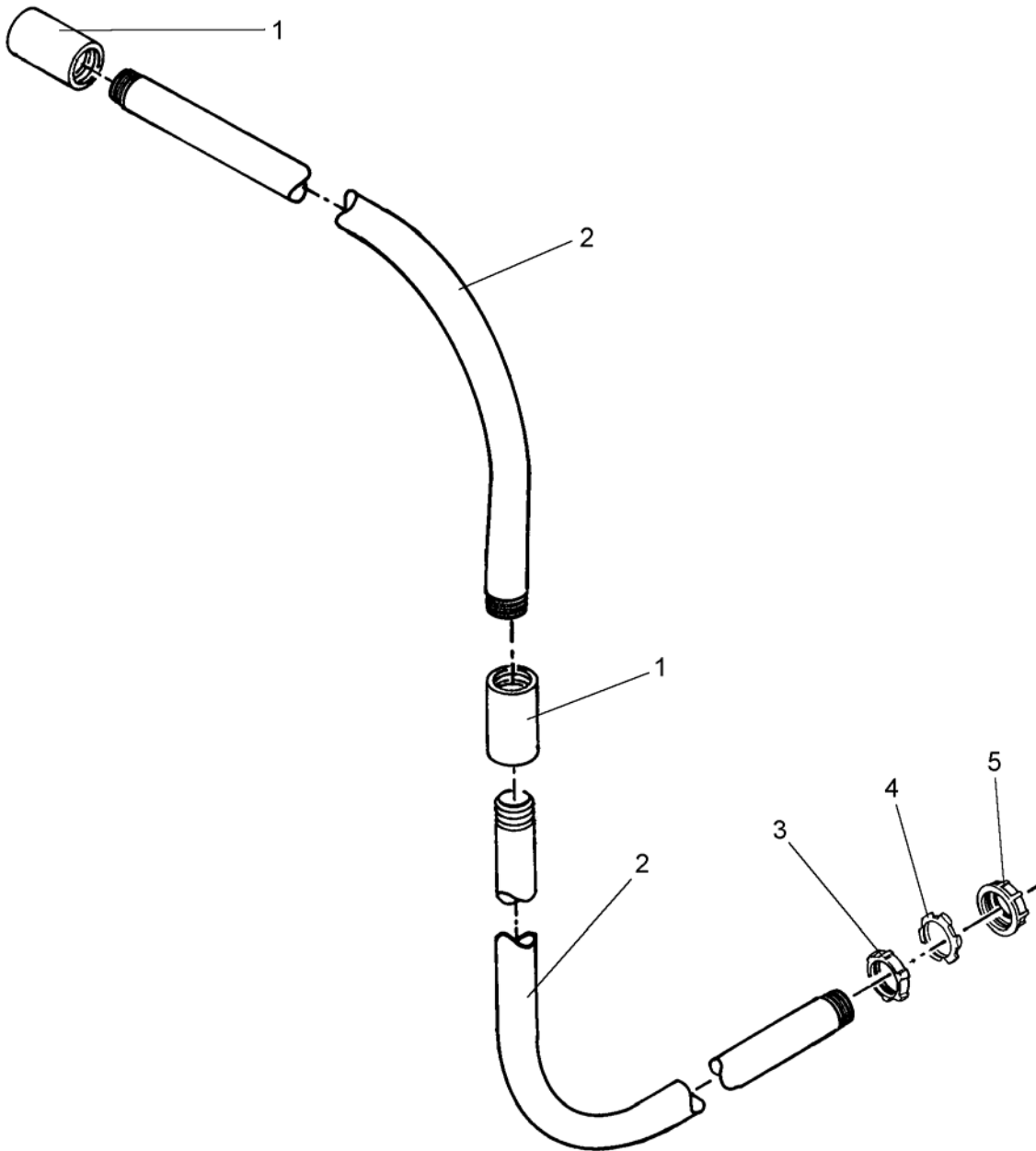


Figure 88. Conduit Assembly, Pumps, To Pump Box

(1) ITEM NO.	(2) SMR CODE	(3) NSN	(4) CAGEC	(5) PART NUMBER	(6) DESCRIPTION AND USABLE ON CODE (UOC)	(7) QTY
<b>GROUP 0114 CONDUIT INSTALLATION</b>						
<b>FIG. 88 CONDUIT ASSEMBLY, PUMPS, TO PUMP BOX</b>						
1	PAOZZ	5975-01-493-6189	4X630	863-000700	....COUPLING,3/4 IMC	2
2	MOOZZ		4X630	863-740143-1	....CONDUIT ASSEMBLY,METAL,RIGID,IMC,3/4 (MAKE FROM CONDUIT 55722/IMC-3/4)	1
3	PAOZZ	5975-01-132-0223	57797	BLSG-75	....LOCKNUT,ELECTRICALCONDUIT,SE ALING,3/4	1
4	PAOZZ	5975-00-642-7261	03743	BL-75	....LOCKNUT,ELECTRICAL,CONDUIT,3/ 4	1
5	PAOZZ	5975-01-481-5002	4X630	863-000649	....BUSHING,ELECTRICAL,INSULATED, CONDUIT,3/4	1
END OF FIGURE						





REPAIR PARTS AND SPECIAL TOOL LIST (RPSTL)  
 LAUNDRY ADVANCED SYSTEM (LADS)  
 NSN: 3510-01-463-0114  
 CONDUIT INSTALLATION  
 REPAIR PARTS LIST

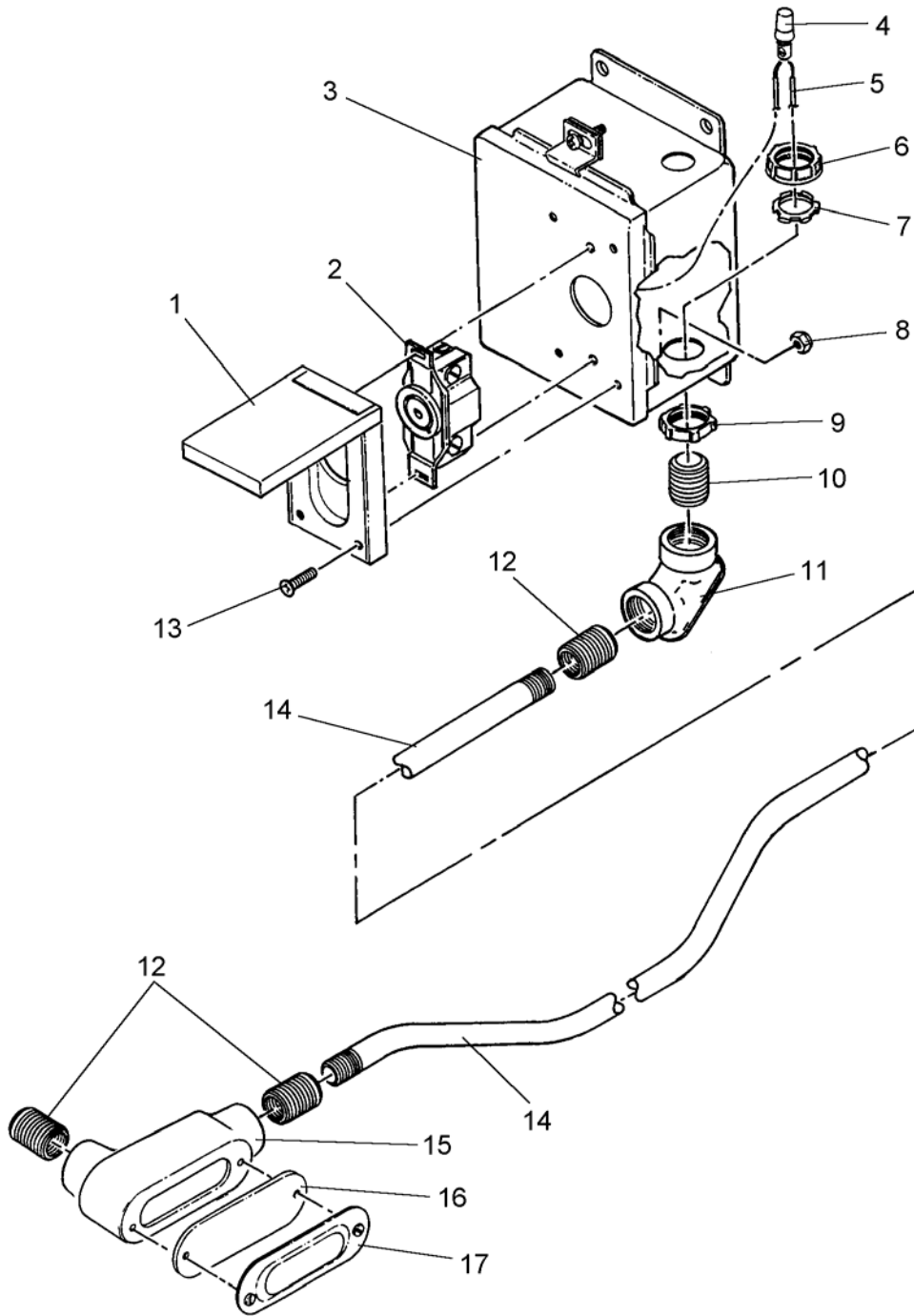


Figure 89. Conduit Assembly, Pumps, With Box

(1) ITEM NO.	(2) SMR CODE	(3) NSN	(4) CAGEC	(5) PART NUMBER	(6) DESCRIPTION AND USABLE ON CODE (UOC)	(7) QTY
<b>GROUP 0114 CONDUIT INSTALLATION</b>						
<b>FIG. 89 CONDUIT ASSEMBLY, PUMPS, WITH BOX</b>						
1	PAOZZ	5975-01-493-5986	4X630	863-000655	....COVER,RECEPTACLE,TWIST- LOCK,20A	1
2	PAOZZ	5935-01-292-6695	74545	2510A	....CONNECTOR,RECEPTACLE,TWIST- LOCK,20A	1
3	XDOZZ		4X630	863-740021	....ENCLOSURE,PUMPPOWER	1
4	PAOZZ	5940-00-961-0479	30119	30-222	....SPLICE,CONDUCTOR	1
5	MOOZZ		4X630	863-740145-14	....WIRE,ELECTRICAL,12 AWG,GRN,THHN (MAKE FROM WIRE 013J0/THHN12GRN)	1
6	PAOZZ	5975-01-481-5002	4X630	863-000649	....BUSHING,ELECTRICAL,INSULATED, CONDUIT,3/4	1
7	PAOZZ	5975-00-642-7261	03743	BL-75	....LOCKNUT,ELECTRICAL,CONDUIT,3/ 4	1
8	PAOZZ	5310-00-925-9646	96906	MS21083-C06	....NUT,SELF-LOCKING,HEX HD,#6-32 UNC	4
9	PAOZZ	5975-01-132-0223	57797	BLSG-75	....LOCKNUT,ELECTRICALCONDUIT,SE ALING,3/4	1
10	PAOZZ	5975-01-493-8975	4X630	863-000706	....NIPPLE,ELECTRICAL CONDUIT,3/4 X CLOSE	1
11	PAOZZ	5975-00-777-5118	03743	FFL-75	....ELBOW,ELECTRICAL CONDUIT,PULLING,3/4	1
12	PAOZZ	5975-00-242-4234	03743	RB75-50	....ADAPTER,ELECTRICAL,REDUCING, 3/4 X 1/2	3
13	PAOZZ	5305-01-481-1826	39428	93085A148	...SCREW,MACHINE,FLT HD,#6-32 UNC X 1/2 LG,100 DEG	2
14	MOOZZ		4X630	863-740145-1	....CONDUIT,METAL,RIGID,IMC,1/2 (MAKE FROM CONDUIT 55722/IMC-1/2)	1
15	PAOZZ	5975-01-184-5831	57797	LB75-M	....CONDUIT OUTLETBODY,3/4	1
16	PAOZZ	5330-01-202-7609	03743	GK75-N	....GASKET,SOLID,3/4	1
17	PAOZZ	5975-00-953-8813	03743	K-75	....COVER,CONDUIT OUTLET,STAMPED,BLANK,3/4	1

END OF FIGURE







REPAIR PARTS AND SPECIAL TOOL LIST (RPSTL)  
 LAUNDRY ADVANCED SYSTEM (LADS)  
 NSN: 3510-01-463-0114  
 CONDUIT INSTALLATION  
 REPAIR PARTS LIST

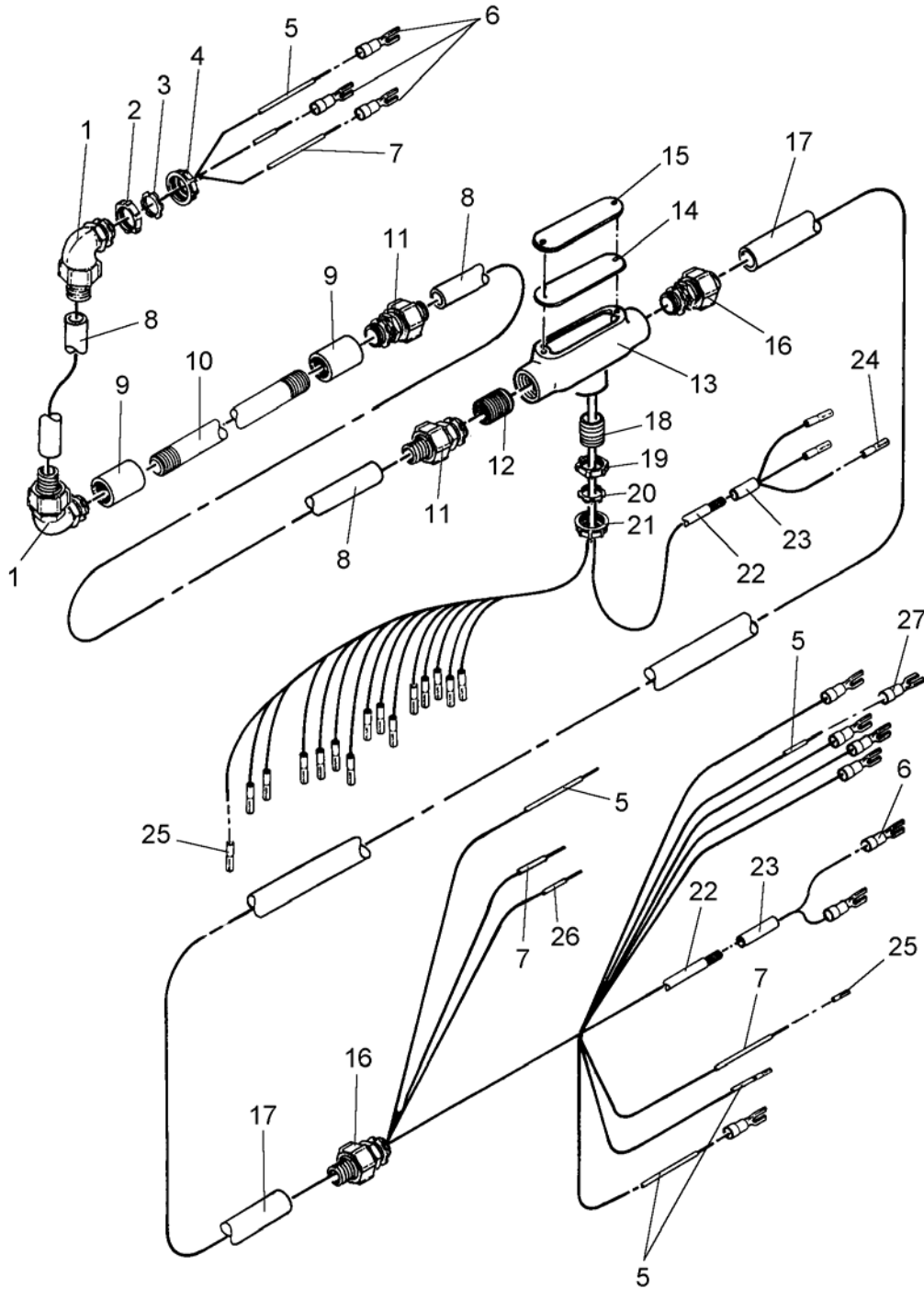


Figure 90. Conduit Assembly, 120 VAC

(1) ITEM NO.	(2) SMR CODE	(3) NSN	(4) CAGEC	(5) PART NUMBER	(6) DESCRIPTION AND USABLE ON CODE (UOC)	(7) QTY
<b>GROUP 0114 CONDUIT INSTALLATION</b>						
<b>FIG. 90 CONDUIT ASSEMBLY, 120 VAC</b>						
1	PAOZZ	5975-00-578-3643	03743	ST-9050	...BOX CONNECTOR,ELECTCONNECTOR,90 DEG,LIQUID-TIGHT,1/2	2
2	PAOZZ	4730-01-481-5398	4X630	863-000642	...LOCKNUT,TUBE FITTING,CONDUIT,SEALING,1/2	1
3	PAOZZ	5975-00-152-1075	03743	BL-50	...LOCKNUT,ELECTRICAL,CONDUIT,1/ 2	1
4	PAOZZ	5975-01-481-5003	4X630	863-000648	...BUSHING,ELECTRICAL,INSULATED, CONDUIT,1/2	1
5	MOOZZ		4X630	863-740150-20	...WIRE,ELECTRICAL,16 AWG,BLK,TFFN (MAKE FROM WIRE 013J0/TFFN16BLK)	1
6	PAOZZ	5940-00-636-5593	00779	34541	...TERMINAL,LUG,CRIMP,FORK,RED,# 6	12
7	MOOZZ		4X630	863-740150-21	...WIRE,ELECTRICAL,16 AWG,WHT,TFFN (MAKE FROM WIRE 013J0/TFFN16WHT)	1
8	MOOZZ		4X630	863-740150-12	...CONDUIT,METAL,FLEXIBLE,LIQUID- TIGHT,1/2 (MAKE FROM CONDUIT 09641/LTCEF05	1
9	PAOZZ	5975-01-493-6193	4X630	863-000699	...COUPLING,1/2 IMC	2
10	MOOZZ		4X630	863-740150-14	...CONDUIT,METAL,RIGID,IMC,1/2 (MAKE FROM CONDUIT 55722/IMC-1/2)	1
11	PAOZZ	5975-00-578-3666	03743	ST-50	...BOX CONNECTOR,ELECTRICAL,LIQUID- TIGHT,1/2	2
12	PAOZZ	5975-00-242-4234	03743	RB75-50	...ADAPTER,ELECTRICAL,REDUCING, 3/4 X 1/2	1
13	PAOZZ	5975-01-016-8107	57797	TB75-M	...CONDUIT OUTLETBODY,3/4	1
14	PAOZZ	5330-01-202-7609	03743	GK75-N	...GASKET,SOLID,3/4	1
15	PAOZZ	5975-00-953-8813	03743	K-75	...COVER,CONDUIT OUTLET,STAMPED,BLANK,3/4	1
16	PAOZZ	5975-00-556-0412	03743	ST-75	...BOX CONNECTOR,ELECTRICAL,LIQUID- TIGHT,3/4	2
17	MOOZZ		4X630	863-740150-2	...CONDUIT,FLEXIBLE,LIQUID- TIGHT,3/4 (MAKE FROM CONDUIT 09641/LTCEF075GY	1
18	PAOZZ	5975-01-493-8975	4X630	863-000706	...NIPPLE,ELECTRICAL CONDUIT,3/4 X CLOSE	1
19	PAOZZ	5975-01-132-0223	57797	BLSG-75	...LOCKNUT,ELECTRICALCONDUIT,SE ALING,3/4	1
20	PAOZZ	5975-00-642-7261	03743	BL-75	...LOCKNUT,ELECTRICAL,CONDUIT,3/ 4	1

(1) ITEM NO.	(2) SMR CODE	(3) NSN	(4) CAGEC	(5) PART NUMBER	(6) DESCRIPTION AND USABLE ON CODE (UOC)	(7) QTY
<b>GROUP 0114 CONDUIT INSTALLATION</b>						
<b>FIG. 90 CONDUIT ASSEMBLY, 120 VAC</b>						
21	PAOZZ	5975-01-481-5002	4X630	863-000649	....BUSHING,ELECTRICAL,INSULATED, CONDUIT,3/4	1
22	MOOZZ		4X630	863-740150-22	....CABLE,SPECIAL PURPOSE,22 AWG,4 COND,(MAKE FROM CABLE 61526/RF50577)	1
23	MOOZZ		4X630	863-740150-29	....TUBING,NONMETALLIC,SHRINKABL E,1/4 (MAKE FROM SHRINK TUBING 5T436/FPS-01	1
24	PAOZZ	5999-01-113-5316	00779	1-87309-4	....CONTACT,ELECTRICAL	5
25	PAOZZ	5940-01-493-6176	4X630	863-000234	....FERRULE,NON-INSLT,16 AWG	16
26	MOOZZ		4X630	863-740150-19	....WIRE,ELECTRICAL,16 AWG,GRN,TFFN (MAKE FROM WIRE 013J0/TFFN16GRN)	1
27	PAOZZ	5940-00-739-7463	00779	32498	....TERMINAL,LUG,CRIMP,FORK,RED,# 8	1
END OF FIGURE						



REPAIR PARTS AND SPECIAL TOOL LIST (RPSTL)  
 LAUNDRY ADVANCED SYSTEM (LADS)  
 NSN: 3510-01-463-0114  
 CONDUIT INSTALLATION  
 REPAIR PARTS LIST

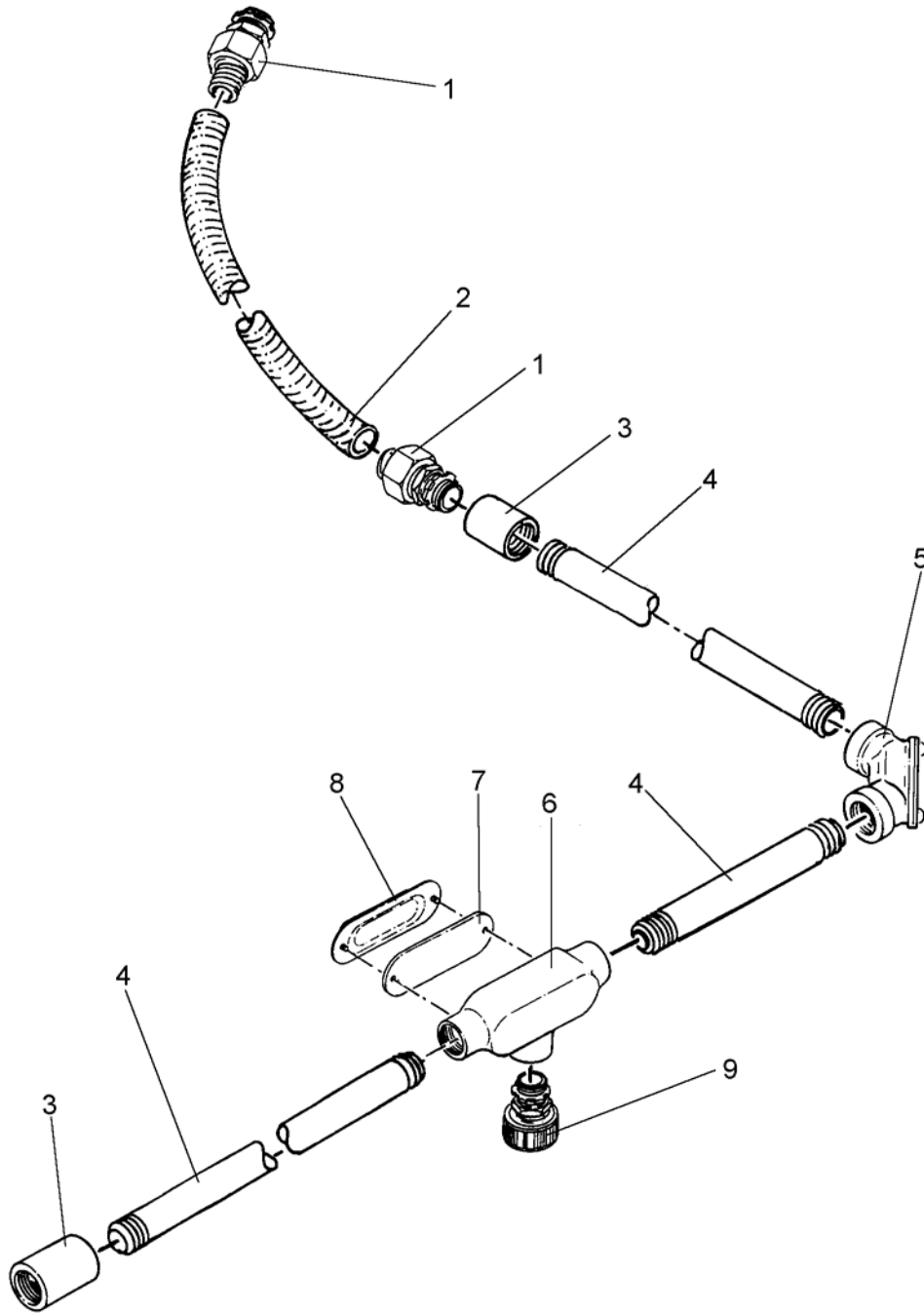


Figure 91. Conduit Assembly, 120 VAC To Heater

(1) ITEM NO.	(2) SMR CODE	(3) NSN	(4) CAGEC	(5) PART NUMBER	(6) DESCRIPTION AND USABLE ON CODE (UOC)	(7) QTY
<b>GROUP 0114 CONDUIT INSTALLATION</b>						
<b>FIG. 91 CONDUIT ASSEMBLY, 120 VAC TO HEATER</b>						
1	PAOZZ	5975-00-556-0412	03743	ST-75	...BOX CONNECTOR,ELECTRICAL,LIQUID- TIGHT,3/4	1
2	MOOZZ		4X630	863-740155-3	...CONDUIT,FLEXIBLE,LIQUID- TIGHT,3/4 (MAKE FROM CONDUIT 09641/LTCEF075GY	1
3	PAOZZ	5975-01-493-6189	4X630	863-000700	...COUPLING,3/4 IMC	2
4	MOOZZ		4X630	863-740155-5	...CONDUIT ASSEMBLY,METAL,RIGID,IMC,3/4 (MAKE FROM CONDUIT 55722/IMC-3/4)	1
5	PAOZZ	5975-00-777-5118	03743	FFL-75	...ELBOW,ELECTRICAL CONDUIT,PULLING,3/4	1
6	PAOZZ	5975-01-016-8107	57797	TB75-M	...CONDUIT OUTLETBODY,3/4	1
7	PAOZZ	5330-01-202-7609	03743	GK75-N	...GASKET,SOLID,3/4	1
8	PAOZZ	5975-00-953-8813	03743	K-75	...COVER,CONDUIT OUTLET,STAMPED,BLANK,3/4	1
9	PAOZZ	5975-01-481-7494	4X630	863-000659	...BOX CONNECTOR,ELECTRICAL,CORD GRIP, .25-.38	1
END OF FIGURE						





REPAIR PARTS AND SPECIAL TOOL LIST (RPSTL)  
 LAUNDRY ADVANCED SYSTEM (LADS)  
 NSN: 3510-01-463-0114  
 CONDUIT INSTALLATION  
 REPAIR PARTS LIST

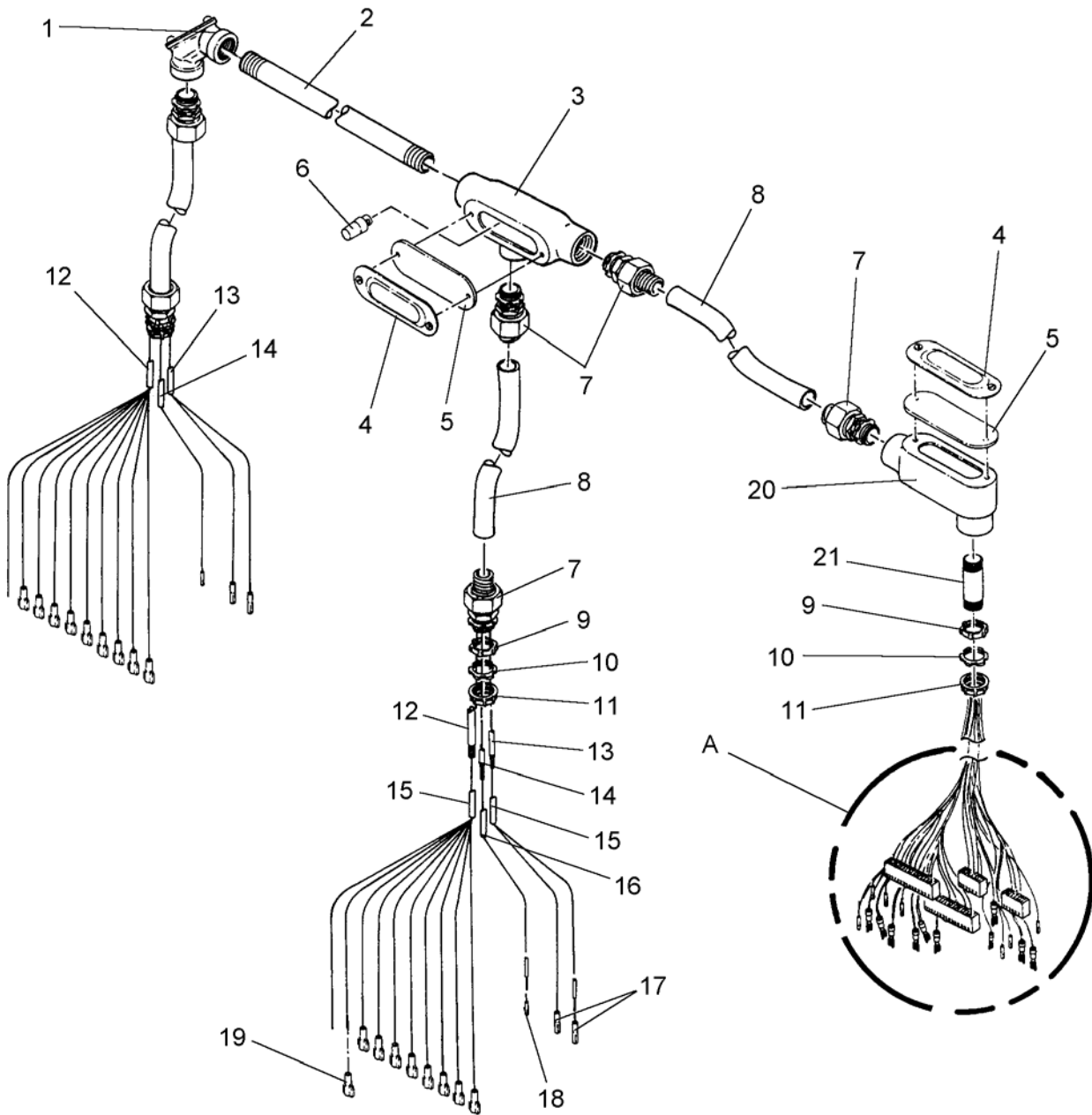


Figure 92. Conduit Assembly, Operator Panels (Sheet 1 of 2)

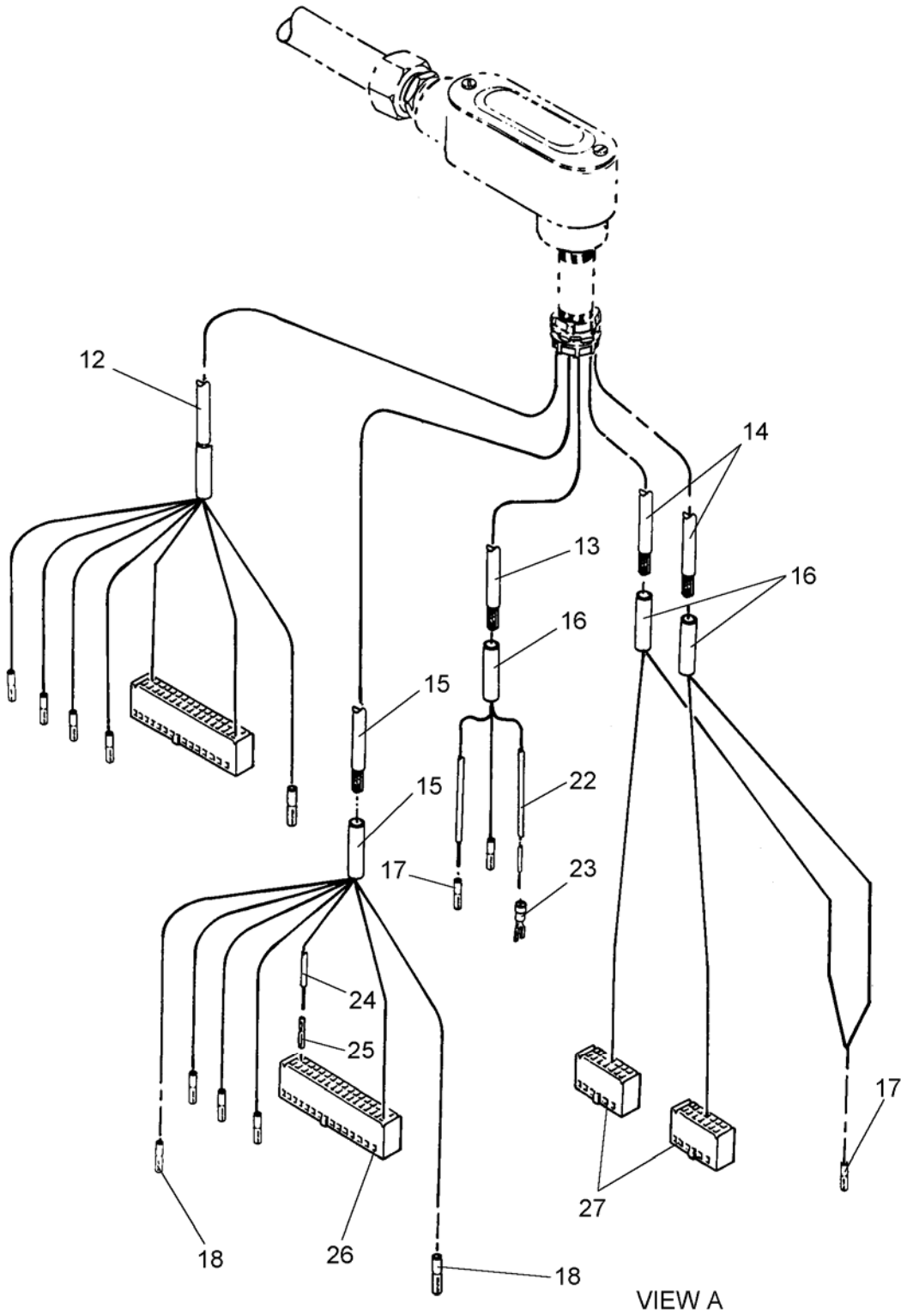


Figure 92. Conduit Assembly, Operator Panels (Sheet 2 of 2)

(1) ITEM NO.	(2) SMR CODE	(3) NSN	(4) CAGEC	(5) PART NUMBER	(6) DESCRIPTION AND USABLE ON CODE (UOC)	(7) QTY
<b>GROUP 0114 CONDUIT INSTALLATION</b>						
<b>FIG. 92 CONDUIT ASSEMBLY, OPERATOR PANELS</b>						
1	PAOZZ	5975-00-777-5118	03743	FFL-75	...ELBOW,ELECTRICAL CONDUIT,PULLING,3/4	1
2	MOOZZ		4X630	863-740170-11	...CONDUIT ASSEMBLY,METAL,RIGID,IMC,3/4 (MAKE FROM CONDUIT 55722/IMC-3/4)	1
3	PAOZZ	5975-01-398-2690	57797	T75-M	...CONDUIT OUTLETBODY,3/4	1
4	PAOZZ	5975-00-953-8813	03743	K-75	...COVER,CONDUIT OUTLET,STAMPED,BLANK,3/4	2
5	PAOZZ	5330-01-202-7609	03743	GK75-N	...GASKET,SOLID,3/4	2
6	PAOZZ	5940-00-894-9225	30119	30-211	...SPLICE,CONDUCTOR	3
7	PAOZZ	5975-00-556-0412	03743	ST-75	...BOX CONNECTOR,ELECTRICAL,LIQUID- TIGHT,3/4	6
8	MOOZZ		4X630	863-740170-9	...CONDUIT,FLEXIBLE,LIQUID- TIGHT,3/4 (MAKE FROM CONDUIT 09641/LTCEF075GY	1
9	PAOZZ	5975-01-132-0223	57797	BLSG-75	...LOCKNUT,ELECTRICALCONDUIT,SE ALING,3/4	3
10	PAOZZ	5975-00-642-7261	03743	BL-75	...LOCKNUT,ELECTRICAL,CONDUIT,3/ 4	3
11	PAOZZ	5975-01-481-5002	4X630	863-000649	...BUSHING,ELECTRICAL,INSULATED, CONDUIT,3/4	3
12	MOOZZ		4X630	863-740170-13	...CABLE,POWER,ELECTRICAL,22 AWG,15 COND(MAKE FROM CABLE 16428/9947-100)	1
13	MOOZZ		4X630	863-740170-15	...CABLE,SPECIAL PURPOSE,16 AWG,2 COND,(MAKE FROM CABLE 16428/8719)	1
14	MOOZZ		4X630	863-740170-14	...CABLE,SPECIAL PURPOSE,22 AWG,4 COND,(MAKE FROM CABLE 61526/RF50577)	1
15	MOOZZ		4X630	863-740170-21	...TUBING,NONMETALLIC,SHRINKABL E,1/2 (MAKE FROM SHRINK TUBING 5T436/FPS-03	1
16	MOOZZ		4X630	863-740170-27	...TUBING,NONMETALLIC,SHRINKABL E,1/4 (MAKE FROM SHRINK TUBING 5T436/FPS-01	1
17	PAOZZ	5940-01-493-6176	4X630	863-000234	...FERRULE,NON-INSLT,16 AWG	7
18	PAOZZ	5940-01-493-6369	4X630	863-000233	...FERRULE,NON-INSLT,22/20 AWG	12
19	PAOZZ	5940-01-494-0234	4X630	863-000684	...TERMINAL,CRIMP,QC,BLU,1/4,FEMA LE	18
20	PAOZZ	5975-01-184-5831	57797	LB75-M	...CONDUIT OUTLETBODY,3/4	1
21	PAOZZ	5975-01-481-5222	4X630	863-000704	...NIPPLE,ELECTRICALCONDUIT,3/4 IMC X 3 LG	1

(1) ITEM NO.	(2) SMR CODE	(3) NSN	(4) CAGEC	(5) PART NUMBER	(6) DESCRIPTION AND USABLE ON CODE (UOC)	(7) QTY
<b>GROUP 0114 CONDUIT INSTALLATION</b>						
<b>FIG. 92 CONDUIT ASSEMBLY, OPERATOR PANELS</b>						
22	MOOZZ		4X630	863-740170-22	....TUBING, NONMETALLIC, SHRINKABLE, 1/16 (MAKE FROM SHRINK TUBING 5T436/FPS-0	1
23	PAOZZ	5940-00-636-5593	00779	34541	....TERMINAL, LUG, CRIMP, FORK, RED, #6	1
24	MOOZZ		4X630	863-740170-23	....WIRE, ELECTRICAL, 22 AWG, GRN, UL1007 (MAKE FROM WIRE 16428/9921-100-00	1
25	PAOZZ	5999-01-113-5316	00779	1-87309-4	....CONTACT, ELECTRICAL	18
26	PAOZZ	5935-01-311-4694	00779	102387-6	....CONNECTOR BODY, PLUG, 26 POSITION	2
27	PAOZZ	5935-01-262-3614	00779	102387-1	....CONNECTOR BODY, PLUG, 10 POSITION	2

END OF FIGURE



REPAIR PARTS AND SPECIAL TOOL LIST (RPSTL)  
 LAUNDRY ADVANCED SYSTEM (LADS)  
 NSN: 3510-01-463-0114  
 CONDUIT INSTALLATION  
 REPAIR PARTS LIST

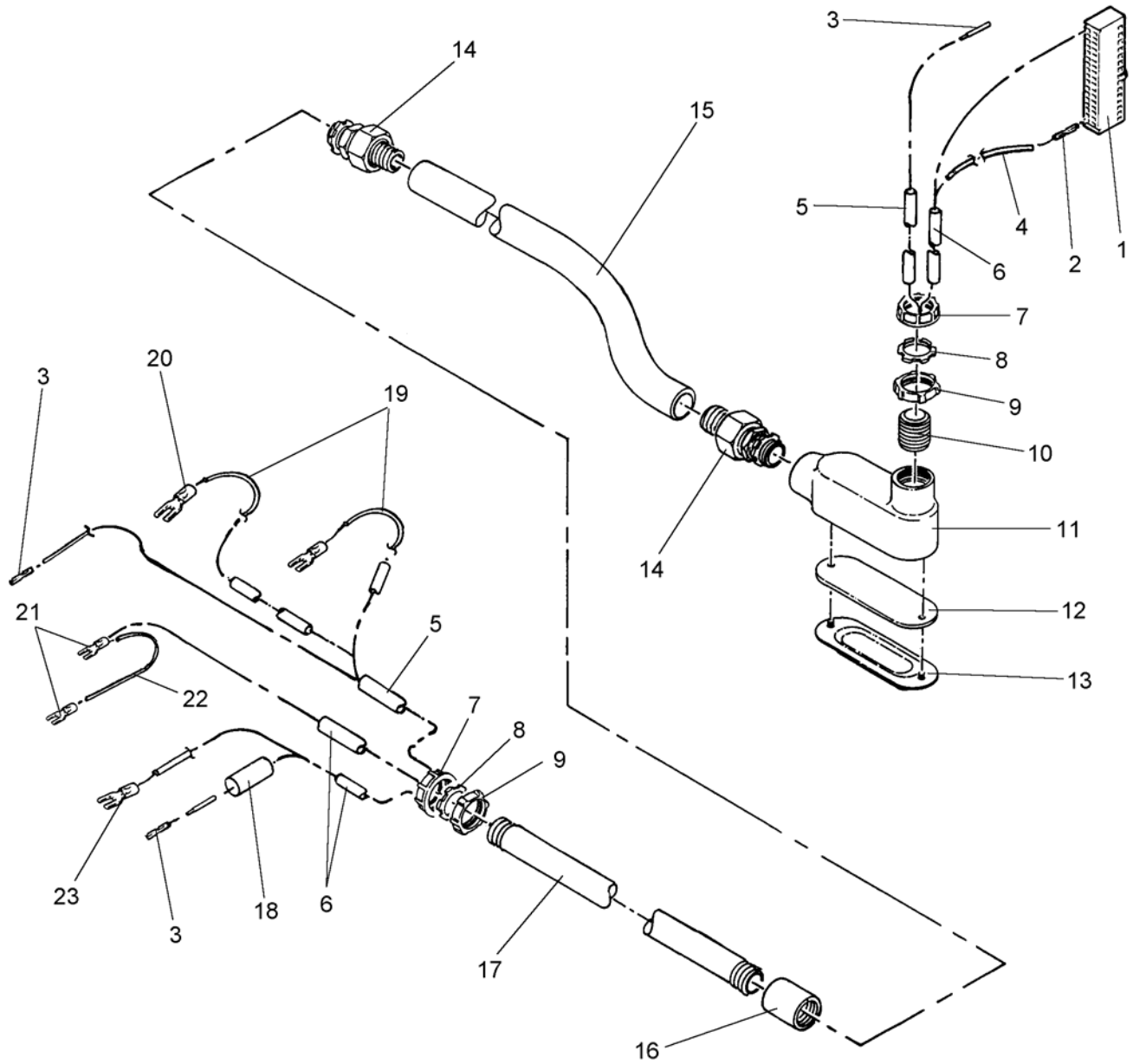


Figure 93. Conduit Assembly, Inverter Control

(1) ITEM NO.	(2) SMR CODE	(3) NSN	(4) CAGEC	(5) PART NUMBER	(6) DESCRIPTION AND USABLE ON CODE (UOC)	(7) QTY
<b>GROUP 0114 CONDUIT INSTALLATION</b>						
<b>FIG. 93 CONDUIT ASSEMBLY, INVERTER CONTRO</b>						
1	PAOZZ	5935-01-245-9425	00779	1-102387-0	...CONNECTOR BODY,PLUG,50 POSITION	1
2	PAOZZ	5999-01-113-5316	00779	1-87309-4	...CONTACT,ELECTRICAL	16
3	PAOZZ	5940-01-493-6369	4X630	863-000233	...FERRULE,NON-INSLT,22/20 AWG	48
4	MOOZZ		4X630	863-740180-23	...TUBING,NONMETALLIC,SHRINKABL E,1/16 (MAKE FROM SHRINK TUBING 5T436/FPS-0	1
5	MOOZZ		4X630	863-740180-12	...CABLE,POWER,ELECTRICAL,22 AWG,15 COND(MAKE FROM CABLE 16428/9947-100)	1
6	MOOZZ		4X630	863-740180-20	...CABLE,SPECIAL PURPOSE,22 AWG,4 COND,(MAKE FROM CABLE 61526/RF50577)	1
7	PAOZZ	5975-01-400-3410	03743	BU100I	...BUSHING,ELECTRICAL,INSULATED, CONDUIT,1 IN	2
8	PAOZZ	5975-00-714-8031	03743	BL-100	...LOCKNUT,ELECTRICALCONDUIT,1I N	2
9	PAOZZ	5975-01-305-5099	03743	BLSG-100	...LOCKNUT,ELECTRICAL,CONDUIT,S EALING,1 IN	2
10	PAOZZ	5975-01-481-5215	4X630	863-000707	...NIPPLE,ELECTRICAL CONDUIT,1 IMC X CLOSE	1
11	PAOZZ	5975-01-184-5832	57797	LB100-M	...CONDUIT OUTLETBODY,1 IN	1
12	PAOZZ	5330-01-234-2617	03743	GK100-N	...GASKET,SOLID,1 IN	1
13	PAOZZ	5975-01-189-6874	57797	K-100	...COVER,CONDUIT OUTLET,STAMPED,BLANK,1 IN	1
14	PAOZZ	5975-00-578-9364	03743	ST-100	...BOX CONNECTOR,ELECTRICAL,LIQUID- TIGHT,1IN	2
15	MOOZZ		4X630	863-740180-9	...CONDUIT,NONMETALLIC,FLEXIBLE, LIQUID-TIGHT,1 IN (MAKE FROM CONDUIT 09641	1
16	PAOZZ	5975-01-493-6005	4X630	863-000701	...COUPLING,1 IMC	1
17	MOOZZ		4X630	863-740180-11	...CONDUIT,METAL,RIGID,IMC,1 (MAKE FROM CONDUIT 55722/IMC-1)	1
18	MOOZZ		4X630	863-740180-14	...TUBING,NONMETALLIC,SHRINKABL E,1/2 (MAKE FROM SHRINK TUBING 5T436/FPS-03	1
19	MOOZZ		4X630	863-740180-13	...WIRE,ELECTRICAL,16 AWG,GRN,TFFN (MAKE FROM WIRE 013J0/TFFN16GRN)	1
20	PAOZZ	5940-00-552-2019	00779	32060	...TERMINAL,LUG,CRIMP,FORK,BLUE, #10	3
21	PAOZZ	5940-00-636-5593	00779	34541	...TERMINAL,LUG,CRIMP,FORK,RED,# 6	8
22	MOOZZ		4X630	863-740180-22	...WIRE,ELECTRICAL,22 AWG,BLK,UL1007 (MAKE FROM WIRE 16428/9921-100-010)	1
23	PAOZZ	5940-00-739-7463	00779	32498	...TERMINAL,LUG,CRIMP,FORK,RED,# 8	1

END OF FIGURE







REPAIR PARTS AND SPECIAL TOOL LIST (RPSTL)  
 LAUNDRY ADVANCED SYSTEM (LADS)  
 NSN: 3510-01-463-0114  
 CONDUIT INSTALLATION  
 REPAIR PARTS LIST

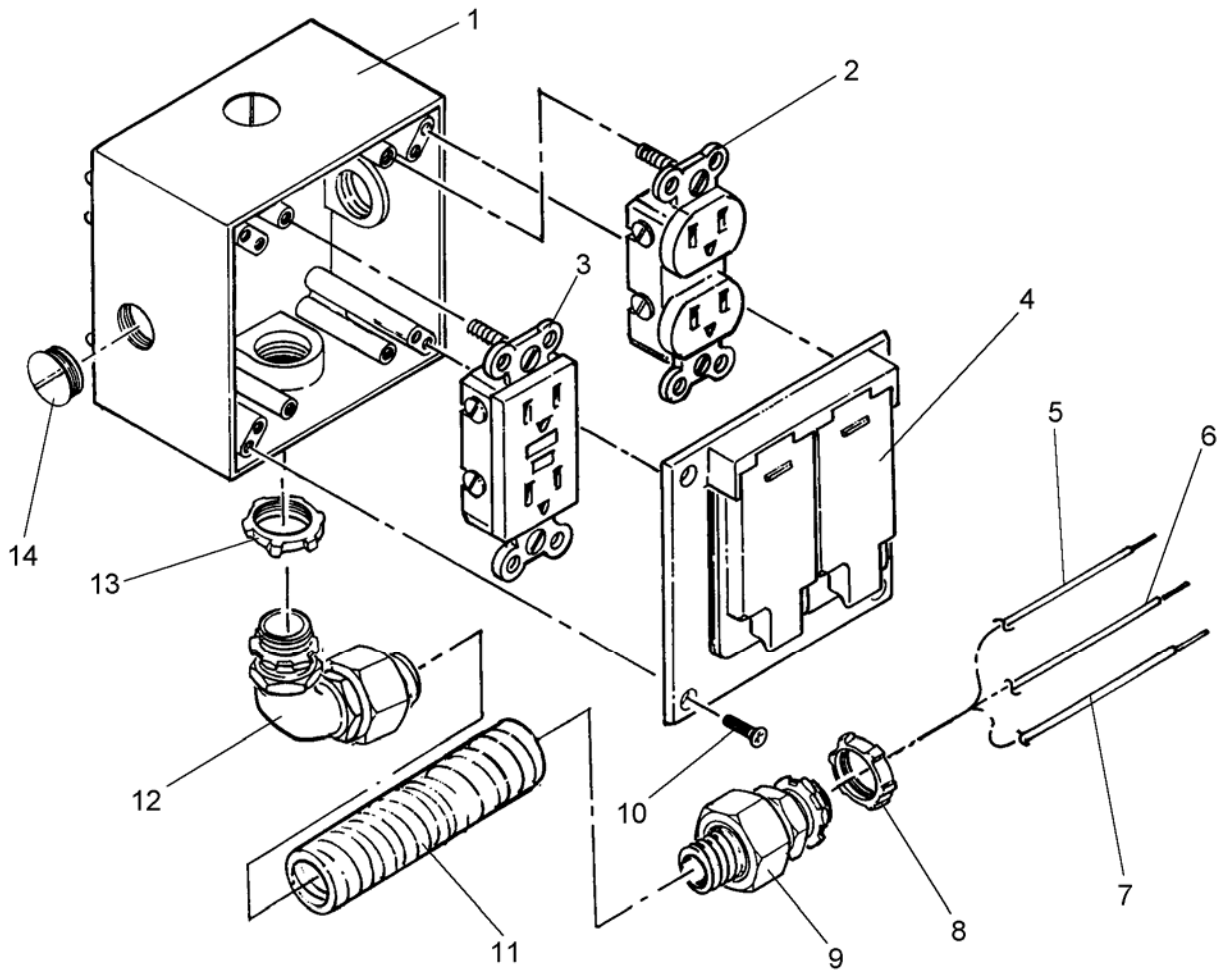


Figure 94. Conduit Assembly, Light Receptacle

(1) ITEM NO.	(2) SMR CODE	(3) NSN	(4) CAGEC	(5) PART NUMBER	(6) DESCRIPTION AND USABLE ON CODE (UOC)	(7) QTY
<b>GROUP 0114 CONDUIT INSTALLATION</b>						
<b>FIG. 94 CONDUIT ASSEMBLY, LIGHT RECEPTACLE</b>						
1	PAOZZ	5975-01-269-9392	17245	LTX11-5	....JUNCTION BOX,TWO GANG,5 OUTLET,SIDE ENTRANCE	1
2	PAOZZ	5935-01-506-0780	83315	5242	....CONNECTOR,RECEPTACLE,ELECT RICAL,15AMP,DUPLEX	1
3	PAOZZ	5925-01-297-3999	75582	6599I	....INTERRUPTER,GROUND,DUPLEX,1 5A	1
4	PAOZZ	5975-01-481-5125	4X630	863-000223	....PLATE,WALL,ELECTRIC	1
5	MOOZZ		4X630	863-740190-11	....WIRE,ELECTRICAL,12 AWG,BLK,THHN (MAKE FROM WIRE 013J0/THHN12BLK)	1
6	MOOZZ		4X630	863-740190-12	....WIRE,ELECTRICAL,12 AWG,GRN,THHN (MAKE FROM WIRE 013J0/THHN12GRN)	1
7	MOOZZ		4X630	863-740190-13	....WIRE,ELECTRICAL,12 AWG,WHT,THHN (MAKE FROM WIRE 013J0/THHN12WHT)	1
8	PAOZZ	4730-01-481-5398	4X630	863-000642	....LOCKNUT,TUBE FITTING,CONDUIT,SEALING,1/2	2
9	PAOZZ	5975-00-578-3666	03743	ST-50	....BOX CONNECTOR,ELECTRICAL,LIQUID- TIGHT,1/2	1
10	PAOZZ	5305-00-764-0070	96906	MS51959-46	....SCREW,MACHINE,FLAT HD,#8-32 UNC X 5/8 LG	4
11	MOOZZ		4X630	863-740190-4	....CONDUIT,METAL,FLEXIBLE,LIQUID- TIGHT,1/2 (MAKE FROM CONDUIT 09641/LTCEF05)	1
12	PAOZZ	5975-00-578-3643	03743	ST-9050	....BOX CONNECTOR,ELECTCONNECTOR,90 DEG,LIQUID-TIGHT,1/2	1
13	PAOZZ	5975-00-152-1075	03743	BL-50	....LOCKNUT,ELECTRICAL,CONDUIT,1/ 2	1
14	PAOZZ	5340-01-506-3492	OSDX4	5269-0	...PLUG,PROTECTIVE,DUST AND MOISTURE SEAL,1/2 IN	2

END OF FIGURE





REPAIR PARTS AND SPECIAL TOOL LIST (RPSTL)  
 LAUNDRY ADVANCED SYSTEM (LADS)  
 NSN: 3510-01-463-0114  
 CONDUIT INSTALLATION  
 REPAIR PARTS LIST

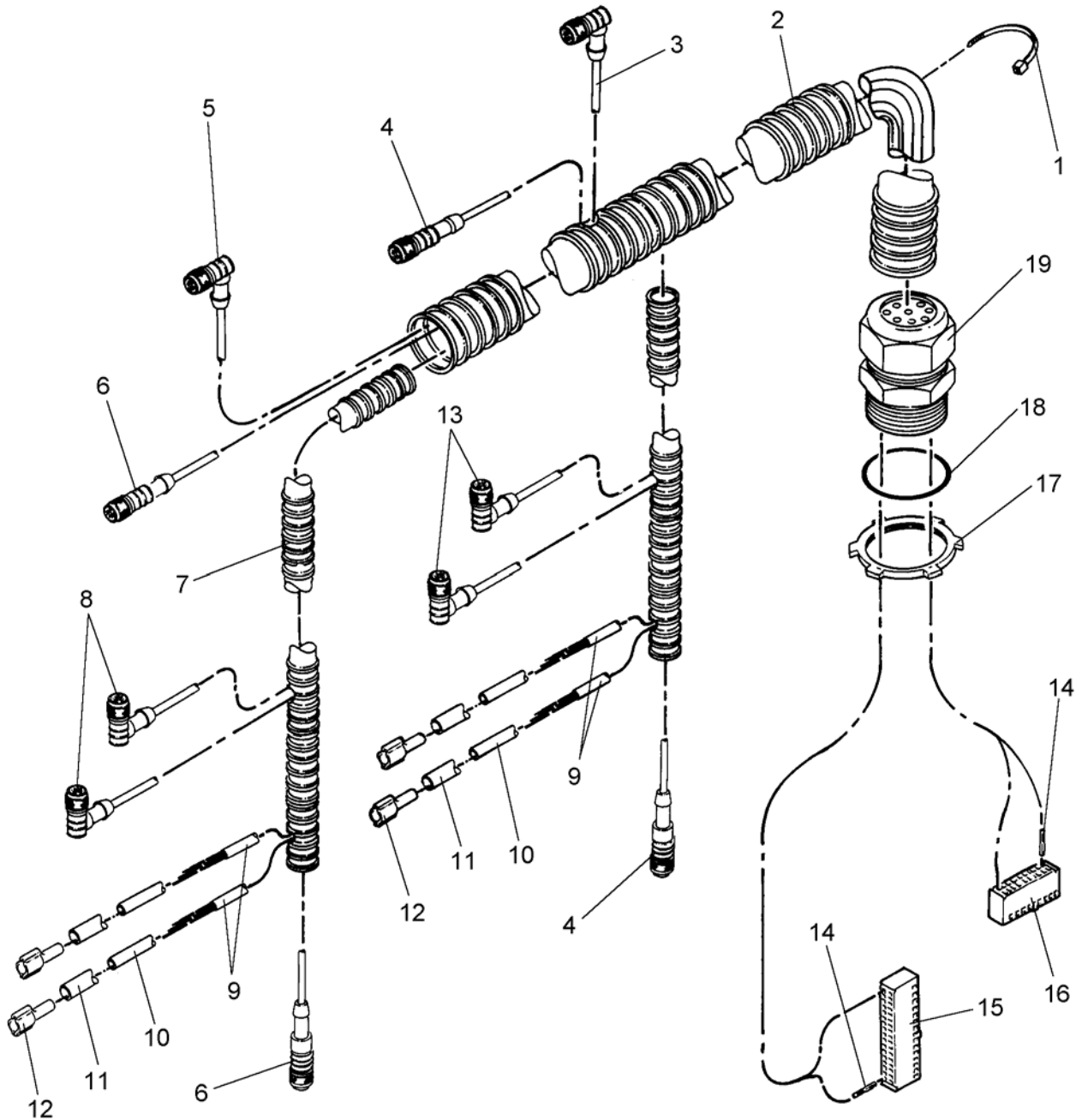


Figure 95. Conduit Assembly, Instrumentation, Drum

(1) ITEM NO.	(2) SMR CODE	(3) NSN	(4) CAGEC	(5) PART NUMBER	(6) DESCRIPTION AND USABLE ON CODE (UOC)	(7) QTY
<b>GROUP 0114 CONDUIT INSTALLATION</b>						
<b>FIG. 95 CONDUIT ASSEMBLY, INSTRUMENTATION, DRUM</b>						
1	PAOZZ	4020-01-242-0582	39428	7134K2	....STRAP,TIEDOWN,ELECTRICAL,6 LG	80
2	MOOZZ		4X630	863-740300-10	....TUBING,CORRUGATED,SPLIT,1 (MAKE FROM PROTECTIVE TUBING (06383/CLT100N-	1
3	PAOZZ	5935-01-481-6721	4X630	863-000783	....CONNECTOR,PLUG,ELECTRICAL,8 METER,W/RIGHT ANGLE	1
4	PAOZZ	5935-01-481-6725	4X630	863-000778	....CONNECTOR,PLUG,ELECTRICAL,4 METER	2
5	PAOZZ	5935-01-481-6722	4X630	863-000784	....CONNECTOR,PLUG,ELECTRICAL,10 METER,W/RIGHT ANGLE	1
6	PAOZZ	5935-01-481-6727	4X630	863-000779	....CONNECTOR,PLUG,ELECTRICAL,6 METER	2
7	MOOZZ		4X630	863-740300-11	....PROTECTOR,ELECTRICAL,CORRUG ATED,SPLIT,3/4 (MAKE FROM PROTECTIVE TUBING	1
8	PAOZZ	5935-01-481-6724	4X630	863-000782	....CONNECTOR,PLUG,ELECTRICAL,6 METER,W/RIGHT ANGLE	2
9	MOOZZ		4X630	863-74030-3	....CABLE,SPECIAL PURPOSE,22 AWG,4 COND,(MAKE FROM CABLE 61526/RF50577)	1
10	MOOZZ		4X630	863-740300-20	....TUBING,NONMETALLIC,SHRINKABL E,1/16 (MAKE FROM SHRINK TUBING 5T436/FPS-0	1
11	MOOZZ		4X630	863-740300-19	....TUBING,NONMETALLIC,SHRINKABL E,1/4 (MAKE FROM SHRINK TUBING 5T436/FPS-01	1
12	PAOZZ	5940-01-494-0234	4X630	863-000684	....TERMINAL,CRIMP,QC,BLU,1/4,FEMA LE	4
13	PAOZZ	5935-01-481-6723	4X630	863-000781	....CONNECTOR,PLUG,ELECTRICAL,4 METER,W/RIGHT ANGLE	2
14	PAOZZ	5999-01-113-5316	00779	1-87309-4	....CONTACT,ELECTRICAL	40
15	PAOZZ	5935-01-156-7420	00779	102387-9	....CONNECTOR BODY,PLUG,40 POSITION	1
16	PAOZZ	5935-01-230-9304	00779	102387-3	....CONNECTOR BODY,PLUG,16 POSITION	1
17	PAOZZ	5975-01-493-6201	4X630	863-000749	....LOCKNUT,1 1/2 NPT	1
18	PAOZZ	5331-01-494-0637	4X630	863-000752	....PACKING,PREFORMED	1
19	PAOZZ	5975-01-481-1714	4X630	863-740301	....BUSHING,STRAIN RELIEF,CABLE,1 1/2 NPT,12 HOLES	1

END OF FIGURE







REPAIR PARTS AND SPECIAL TOOL LIST (RPSTL)  
 LAUNDRY ADVANCED SYSTEM (LADS)  
 NSN: 3510-01-463-0114  
 CONDUIT INSTALLATION  
 REPAIR PARTS LIST

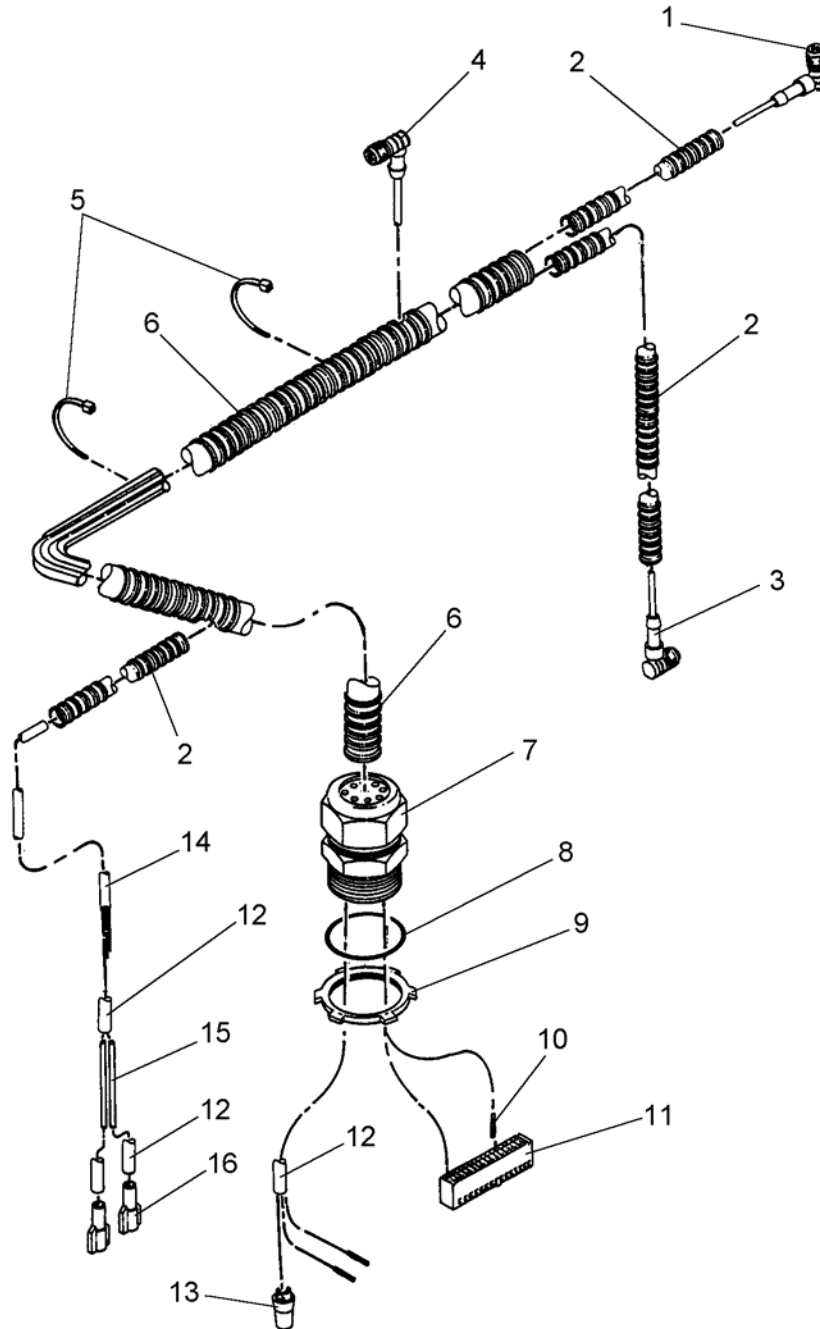


Figure 96. Conduit Assembly, Instrumentation, Back

(1) ITEM NO.	(2) SMR CODE	(3) NSN	(4) CAGEC	(5) PART NUMBER	(6) DESCRIPTION AND USABLE ON CODE (UOC)	(7) QTY
<b>GROUP 0114 CONDUIT INSTALLATION</b>						
<b>FIG. 96 CONDUIT ASSEMBLY, INSTRUMENTATION, BACK</b>						
1	PAOZZ	5935-01-481-6724	4X630	863-000782	...CONNECTOR,PLUG,ELECTRICAL,6 METER,W/RIGHT ANGLE	1
2	MOOZZ		4X630	863-740310-8	...PROTECTOR,ELECTRICAL,CORRUG ATED,SPLIT,1/4 (MAKE FROM PROTECTIVE TUBING	1
3	PAOZZ	5935-01-481-6723	4X630	863-000781	...CONNECTOR,PLUG,ELECTRICAL,4 METER,W/RIGHT ANGLE	1
4	PAOZZ	5935-01-481-6720	4X630	863-000780	...CONNECTOR,PLUG,ELECTRICAL,2 METER,W/RIGHT ANGLE	1
5	PAOZZ	4020-01-242-0582	39428	7134K2	...STRAP,TIEDOWN,ELECTRICAL,6 LG	40
6	MOOZZ		4X630	863-740310-7	...PROTECTOR,ELECTRICAL,CORRUG ATED,SPLIT,1/2 (MAKE FROM PROTECTIVE TUBING	1
7	PAOZZ	5975-01-481-5141	4X630	863-740311	...BUSHING,STRAIN RELISTRAIN RELIEF,1 NPT,4 HOLES	1
8	PAOZZ	5331-01-494-0631	4X630	863-000751	...PACKING,PREFORMED	1
9	PAOZZ	5975-01-493-6209	4X630	863-000748	...LOCKNUT,1 NPT	1
10	PAOZZ	5999-01-113-5316	00779	1-87309-4	...CONTACT,ELECTRICAL	11
11	PAOZZ	5935-01-280-0801	00779	102387-8	...CONNECTOR BODY,PLUG,34 POSITION	1
12	MOOZZ		4X630	863-740310-15	...TUBING,NONMETALLIC,SHRINKABL E,1/4 (MAKE FROM SHRINK TUBING 5T436/FPS-01	1
13	PAOZZ	5940-00-894-9225	30119	30-211	...SPLICE,CONDUCTOR	1
14	MOOZZ		4X630	863-740310-3	...CABLE,SPECIAL PURPOSE,22 AWG,4 COND,(MAKE FROM CABLE 61526/RF50577)	1
15	MOOZZ		4X630	863-740310-16	...TUBING,NONMETALLIC,SHRINKABL E,1/16 (MAKE FROM SHRINK TUBING 5T436/FPS-0	1
16	PAOZZ	5940-01-494-0234	4X630	863-000684	...TERMINAL,CRIMP,QC,BLU,1/4,FEMA LE	2
END OF FIGURE						





REPAIR PARTS AND SPECIAL TOOL LIST (RPSTL)  
 LAUNDRY ADVANCED SYSTEM (LADS)  
 NSN: 3510-01-463-0114  
 CONDUIT INSTALLATION  
 REPAIR PARTS LIST

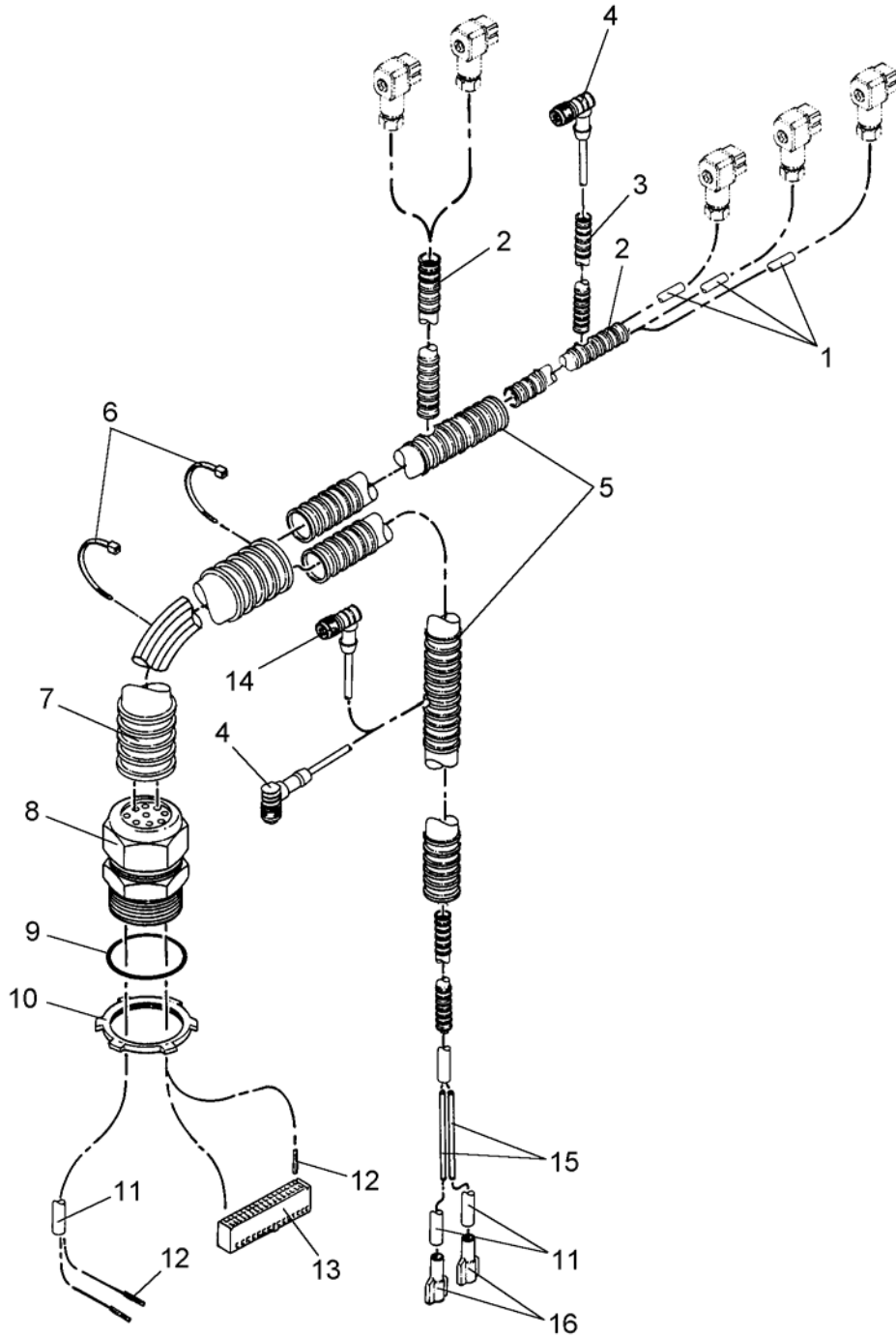


Figure 97. Conduit Assembly, Instrumentation, Heater

(1) ITEM NO.	(2) SMR CODE	(3) NSN	(4) CAGEC	(5) PART NUMBER	(6) DESCRIPTION AND USABLE ON CODE (UOC)	(7) QTY
<b>GROUP 0114 CONDUIT INSTALLATION</b>						
<b>FIG. 97 CONDUIT ASSEMBLY, INSTRUMENTATION, HEATER</b>						
1	MOOZZ		4X630	863-740320-3	....CABLE,SPECIAL PURPOSE,22 AWG,4 COND,(MAKE FROM CABLE 61526/RF50577)	1
2	MOOZZ		4X630	863-740320-7	....PROTECTOR,ELECTRICAL,CORRUG ATED,SPLIT,1/2 (MAKE FROM PROTECTIVE TUBING	1
3	MOOZZ		4X630	863-740320-8	....PROTECTOR,ELECTRICAL,CORRUG ATED,SPLIT,1/4 (MAKE FROM PROTECTIVE TUBING	1
4	PAOZZ	5935-01-481-6723	4X630	863-000781	....CONNECTOR,PLUG,ELECTRICAL,4 METER,W/RIGHT ANGLE	2
5	MOOZZ		4X630	863-740320-16	....PROTECTOR,ELECTRICAL,CORRUG ATED,SPLIT,3/4 (MAKE FROM PROTECTIVE TUBING	1
6	PAOZZ	4020-01-242-0582	39428	7134K2	....STRAP,TIEDOWN,ELECTRICAL,6 LG	60
7	MOOZZ		4X630	863-740320-6	....TUBING,CORRUGATED,SPLIT,1 (MAKE FROM PROTECTIVE TUBING (06383/CLT100N-	1
8	PAOZZ	5325-01-481-1708	4X630	863-740321	....GROMMET,NONMETALLICSTRAIN RELIEF,1 1/2 NPT,9 HOLES	1
9	PAOZZ	5331-01-494-0637	4X630	863-000752	....PACKING,PREFORMED	1
10	PAOZZ	5975-01-493-6201	4X630	863-000749	....LOCKNUT,1 1/2 NPT	1
11	MOOZZ		4X630	863-740320-14	....TUBING,NONMETALLIC,SHRINKABL E,1/4 (MAKE FROM SHRINK TUBING 5T436/FPS-01	1
12	PAOZZ	5999-01-113-5316	00779	1-87309-4	....CONTACT,ELECTRICAL	31
13	PAOZZ	5935-01-156-7420	00779	102387-9	....CONNECTOR BODY,PLUG,40 POSITION	1
14	PAOZZ	5935-01-481-6720	4X630	863-000780	....CONNECTOR,PLUG,ELECTRICAL,2 METER,W/RIGHT ANGLE	1
15	MOOZZ		4X630	863-740320-15	....TUBING,NONMETALLIC,SHRINKABL E,1/16 (MAKE FROM SHRINK TUBING 5T436/FPS-0	1
16	PAOZZ	5940-01-494-0234	4X630	863-000684	....TERMINAL,CRIMP,QC,BLU,1/4,FEMA LE	2

END OF FIGURE





REPAIR PARTS AND SPECIAL TOOL LIST (RPSTL)  
 LAUNDRY ADVANCED SYSTEM (LADS)  
 NSN: 3510-01-463-0114  
 CONDUIT INSTALLATION  
 REPAIR PARTS LIST

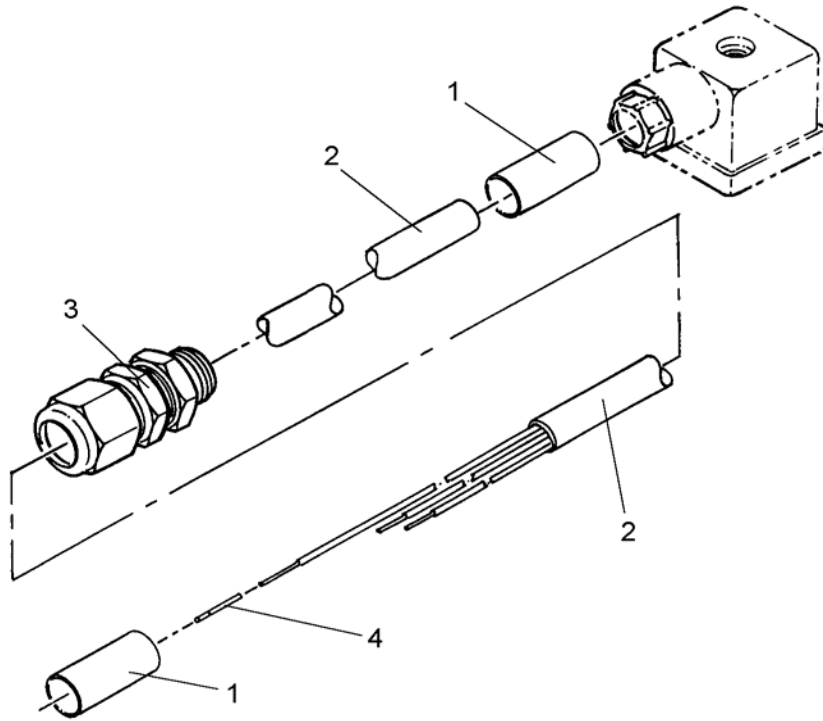


Figure 98. Cable Assembly, FV200

(1) ITEM NO.	(2) SMR CODE	(3) NSN	(4) CAGEC	(5) PART NUMBER	(6) DESCRIPTION AND USABLE ON CODE (UOC)	(7) QTY
<b>GROUP 0114 CONDUIT INSTALLATION</b>						
<b>FIG. 98 CABLE ASSEMBLY, FV200</b>						
1	MOOZZ		4X630	863-740340-1	....TUBING, NONMETALLIC, SHRINKABLE, 1/2 (MAKE FROM SHRINK TUBING 5T436/FPS-03)	1
2	MOOZZ		4X630	863-740340-2	....CORD, ELECTRICAL, 16 AWG, 3 COND, SOW (MAKE FROM CORD 7X667/SOW163)	1
3	PAOZZ	4730-01-481-8114	39428	69915K53	....ADAPTER, STRAIGHT, PIPE, STRAIN RELIEF, 1/2 NPT X 3/8 CORD	1
4	PAOZZ	5940-01-493-6176	4X630	863-000234	....FERRULE, NON-INSLT, 16 AWG	3
END OF FIGURE						



REPAIR PARTS AND SPECIAL TOOL LIST (RPSTL)  
 LAUNDRY ADVANCED SYSTEM (LADS)  
 NSN: 3510-01-463-0114  
 CONDUIT INSTALLATION  
 REPAIR PARTS LIST

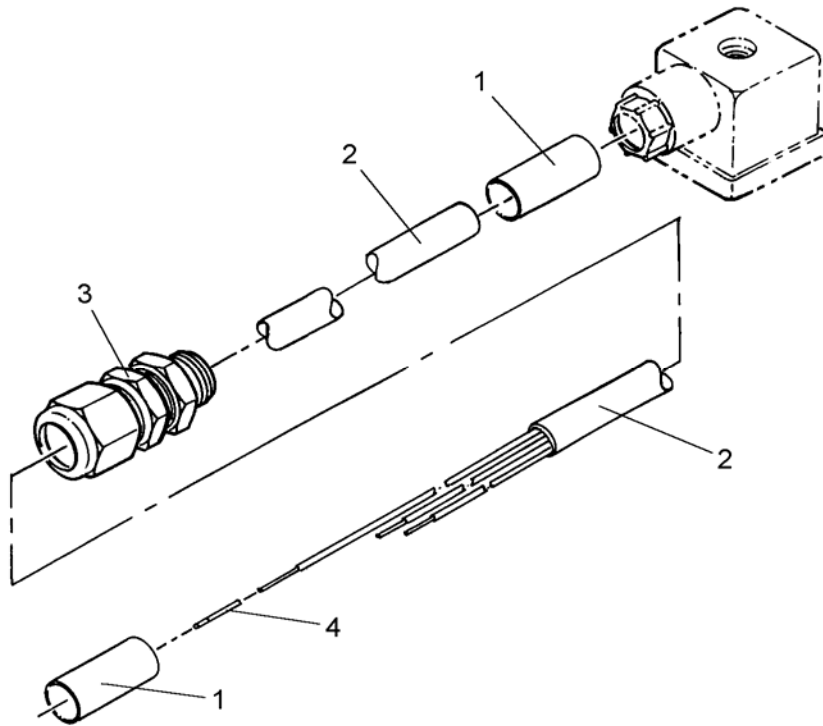


Figure 99. Cable Assembly, FV201

(1) ITEM NO.	(2) SMR CODE	(3) NSN	(4) CAGEC	(5) PART NUMBER	(6) DESCRIPTION AND USABLE ON CODE (UOC)	(7) QTY
<b>GROUP 0114 CONDUIT INSTALLATION</b>						
<b>FIG. 99 CABLE ASSEMBLY, FV201</b>						
1	MOOZZ		4X630	863-740350-1	....TUBING, NONMETALLIC, SHRINKABLE, 1/2 (MAKE FROM SHRINK TUBING 5T436/FPS-03)	1
2	MOOZZ		4X630	863-740350-2	....CORD, ELECTRICAL, 16 AWG, 3 COND, SOW (MAKE FROM CORD 7X667/SOW163)	1
3	PAOZZ	4730-01-481-8114	39428	69915K53	....ADAPTER, STRAIGHT, PIPE, STRAIN RELIEF, 1/2 NPT X 3/8 CORD	1
4	PAOZZ	5940-01-493-6176	4X630	863-000234	....FERRULE, NON-INSLT, 16 AWG	3

END OF FIGURE



REPAIR PARTS AND SPECIAL TOOL LIST (RPSTL)  
 LAUNDRY ADVANCED SYSTEM (LADS)  
 NSN: 3510-01-463-0114  
 CONDUIT INSTALLATION  
 REPAIR PARTS LIST

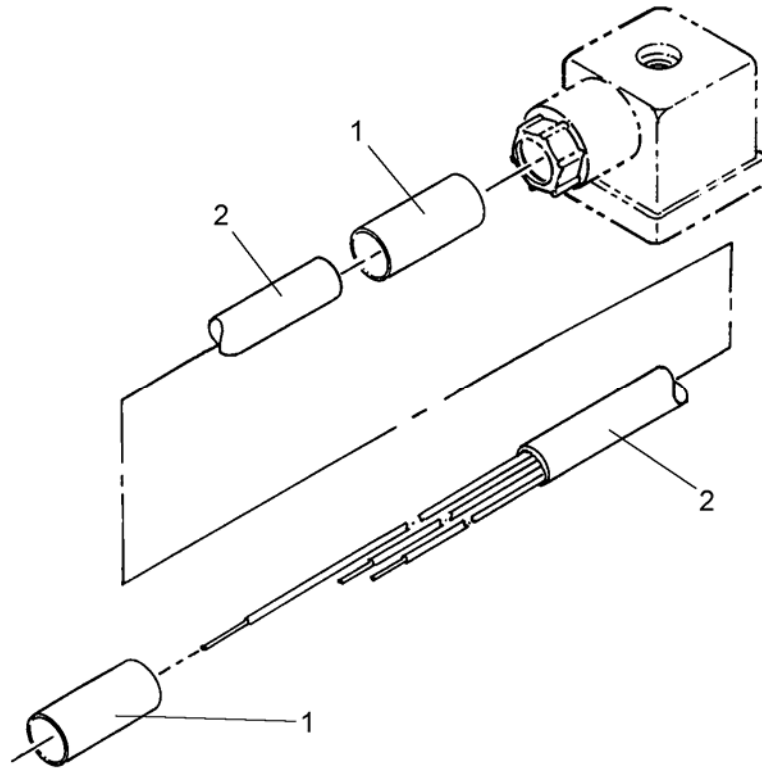


Figure 100. Cable Assembly, FV500

(1) ITEM NO.	(2) SMR CODE	(3) NSN	(4) CAGEC	(5) PART NUMBER	(6) DESCRIPTION AND USABLE ON CODE (UOC)	(7) QTY
<b>GROUP 0114 CONDUIT INSTALLATION</b>						
<b>FIG. 100 CABLE ASSEMBLY, FV500</b>						
1	MOOZZ		4X630	863-740370-1	....TUBING, NONMETALLIC, SHRINKABLE, 1/2 (MAKE FROM SHRINK TUBING 5T436/FPS-03)	1
2	MOOZZ		4X630	863-740370-2	....CORD, ELECTRICAL, 16 AWG, 3 COND, SOW (MAKE FROM CORD 7X667/SOW163)	1
END OF FIGURE						



REPAIR PARTS AND SPECIAL TOOL LIST (RPSTL)  
 LAUNDRY ADVANCED SYSTEM (LADS)  
 NSN: 3510-01-463-0114  
 CONDUIT INSTALLATION  
 REPAIR PARTS LIST

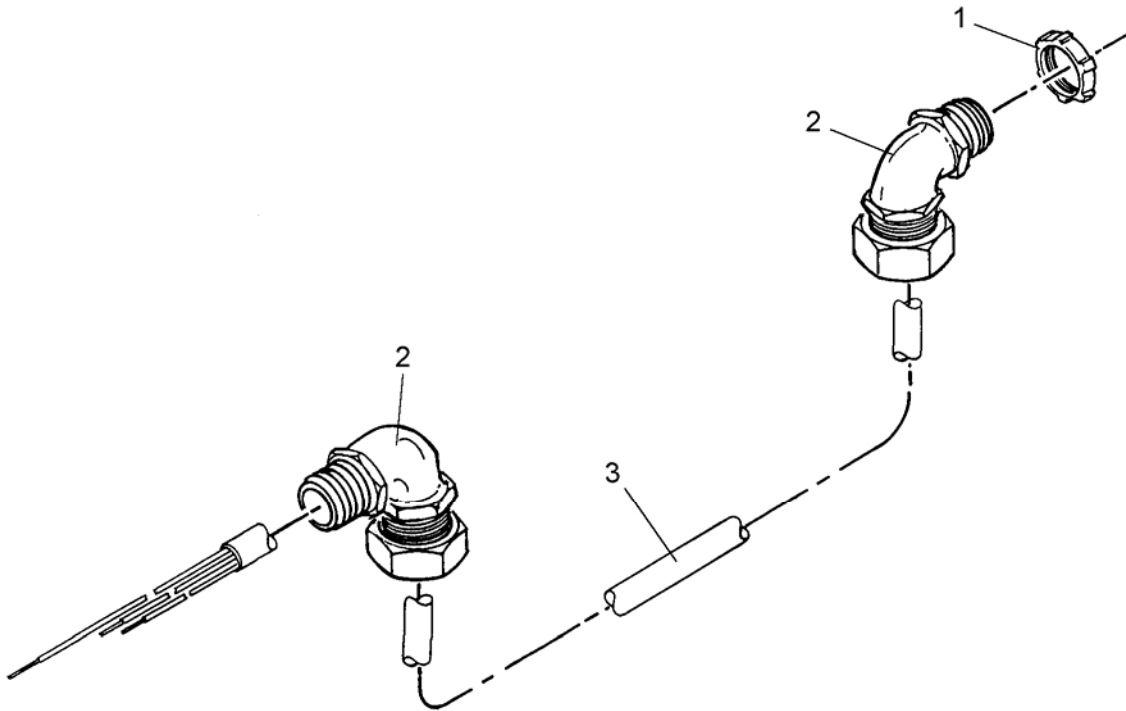


Figure 101. Cable Assembly, Dryer A

(1) ITEM NO.	(2) SMR CODE	(3) NSN	(4) CAGEC	(5) PART NUMBER	(6) DESCRIPTION AND USABLE ON CODE (UOC)	(7) QTY
<b>GROUP 0114 CONDUIT INSTALLATION</b>						
<b>FIG. 101 CABLE ASSEMBLY, DRYER A</b>						
1	PAOZZ	5975-01-132-0223	57797	BLSG-75	....LOCKNUT,ELECTRICALCONDUIT,SEALING,3/4	2
2	PAOZZ	5935-01-481-6718	4X630	863-000661	....ADAPTER,CABLE CLAMP,CORD GRIP,90 DEG,.62-.75	2
3	MOOZZ		4X630	863-740380-1	....CORD,ELECTRICAL,12 AWG,4 COND,SOW (MAKE FROM CORD 7X667/SOW124)	1

END OF FIGURE





REPAIR PARTS AND SPECIAL TOOL LIST (RPSTL)  
 LAUNDRY ADVANCED SYSTEM (LADS)  
 NSN: 3510-01-463-0114  
 CONDUIT INSTALLATION  
 REPAIR PARTS LIST

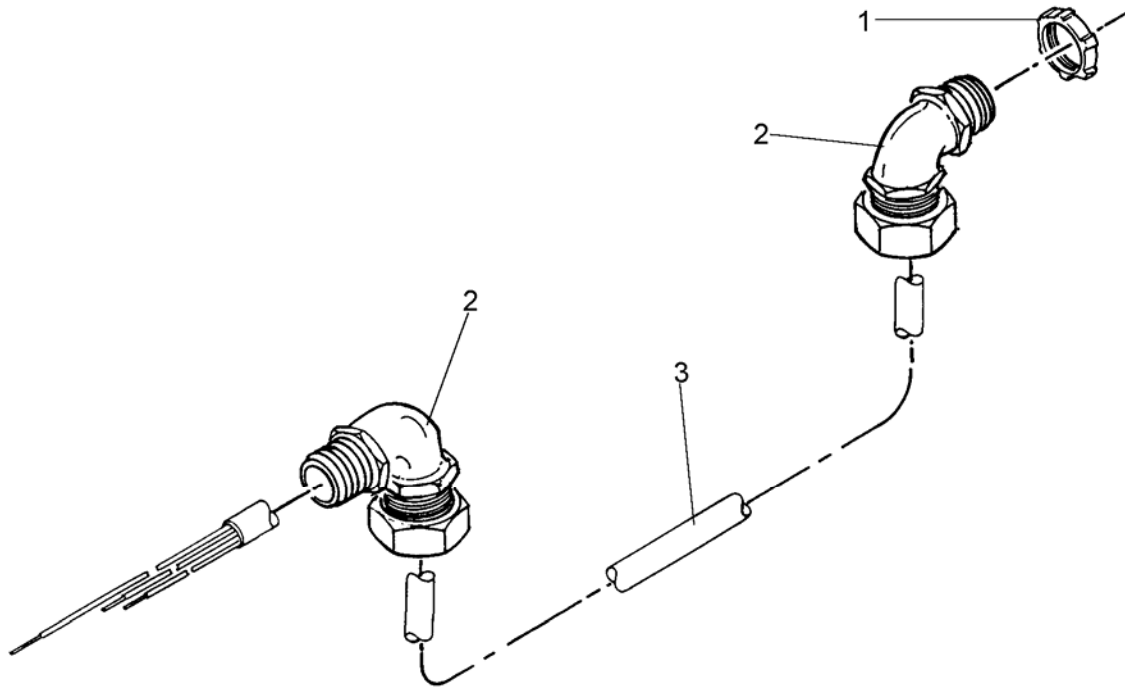


Figure 102. Cable Assembly, Dryer B

(1) ITEM NO.	(2) SMR CODE	(3) NSN	(4) CAGEC	(5) PART NUMBER	(6) DESCRIPTION AND USABLE ON CODE (UOC)	(7) QTY
--------------------	--------------------	------------	--------------	--------------------	---	------------

**GROUP 0114 CONDUIT  
 INSTALLATION**

**FIG. 102 CABLE ASSEMBLY, DRYER  
 B**

1	PAOZZ	5975-01-132-0223	57797	BLSG-75	....LOCKNUT,ELECTRICALCONDUIT,SE ALING,3/4	2
2	PAOZZ	5935-01-481-6718	4X630	863-000661	....ADAPTER,CABLE CLAMP,CORD GRIP,90 DEG,.62-.75	2
3	MOOZZ		4X630	863-740390-1	....CORD,ELECTRICAL,12 AWG,4 COND,SOW (MAKE FROM CORD 7X667/SOW124)	1

END OF FIGURE



REPAIR PARTS AND SPECIAL TOOL LIST (RPSTL)  
 LAUNDRY ADVANCED SYSTEM (LADS)  
 NSN: 3510-01-463-0114  
 CONDUIT INSTALLATION  
 REPAIR PARTS LIST

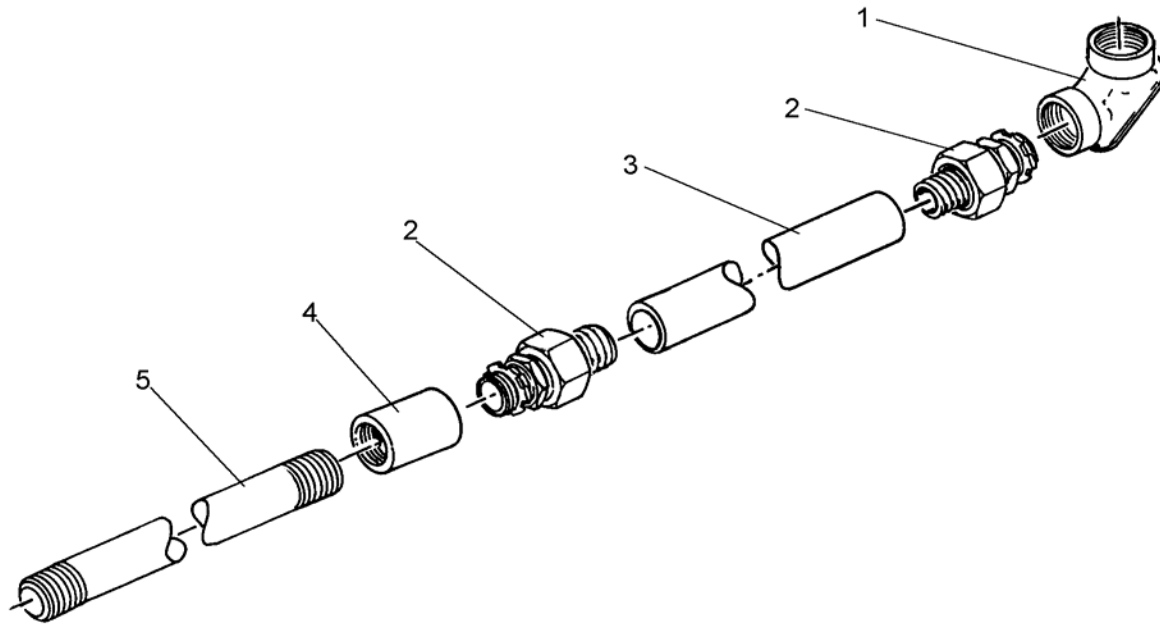


Figure 103. Conduit Assembly, Power, Intermediate

(1) ITEM NO.	(2) SMR CODE	(3) NSN	(4) CAGEC	(5) PART NUMBER	(6) DESCRIPTION AND USABLE ON CODE (UOC)	(7) QTY
--------------------	--------------------	------------	--------------	--------------------	---	------------

**GROUP 0114 CONDUIT  
 INSTALLATION**

**FIG. 103 CONDUIT ASSEMBLY,  
 POWER, INTERMEDIATE**

1	PAOZZ	5975-00-777-5145	03743	FFL-150	...ELBOW,ELECTRICAL CONDUIT,PULLING,1-1/2	1
2	PAOZZ	5975-00-081-5247	03743	ST-150	...BOX CONNECTOR,ELECTRICAL,LIQUID- TIGHT,1-1/2	2
3	MOOZZ		4X630	863-740102-5	...CONDUIT,METAL,FLEXIBLE,LIQUID- TIGHT,1-1/2 (MAKE FROM CONDUIT 09641/LTCEF	1
4	PAOZZ	5975-01-481-2286	4X630	863-000703	...COUPLING,ELECTRICAL,1-1/2 IMC	1
5	MOOZZ		4X630	863-740102-1	...CONDUIT,METAL,RIGID,IMC,1-1/2 (MAKE FROM CONDUIT 55722/IMC-1- 1/2)	1

END OF FIGURE



REPAIR PARTS AND SPECIAL TOOL LIST (RPSTL)  
 LAUNDRY ADVANCED SYSTEM (LADS)  
 NSN: 3510-01-463-0114  
 CONDUIT INSTALLATION  
 REPAIR PARTS LIST

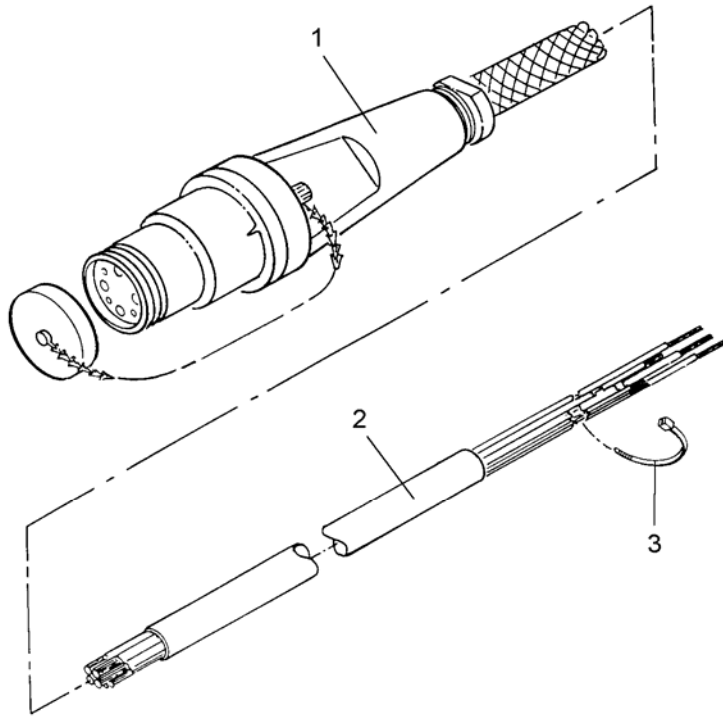


Figure 104. Pigtail Assembly, Power, 12 Ft.

(1) ITEM NO.	(2) SMR CODE	(3) NSN	(4) CAGEC	(5) PART NUMBER	(6) DESCRIPTION AND USABLE ON CODE (UOC)	(7) QTY
<b>GROUP 0114 CONDUIT INSTALLATION</b>						
<b>FIG. 104 PIGTAIL ASSEMBLY, POWER, 12 FT.Y</b>						
1	PAFZZ	5935-01-092-1037	96906	MS90557C444 12S	.CONNECTOR,PLUG,ELECTRICAL	1
2	MFFZZ		4X630	863-740400-2	.CABLE,ELECTRICAL,TYPE G,2 AWG,4 COND,W/GND (MAKE FROM CABLE 8177	1
3	PAOZZ	4020-01-242-0582	39428	7134K2	.STRAP,TIEDOWN,ELECTRICAL,6 LG	2

END OF FIGURE



REPAIR PARTS AND SPECIAL TOOL LIST (RPSTL)  
LAUNDRY ADVANCED SYSTEM (LADS)  
NSN: 3510-01-463-0114  
TUBING INSTALLATION, ANTI-FOAM  
REPAIR PARTS LIST

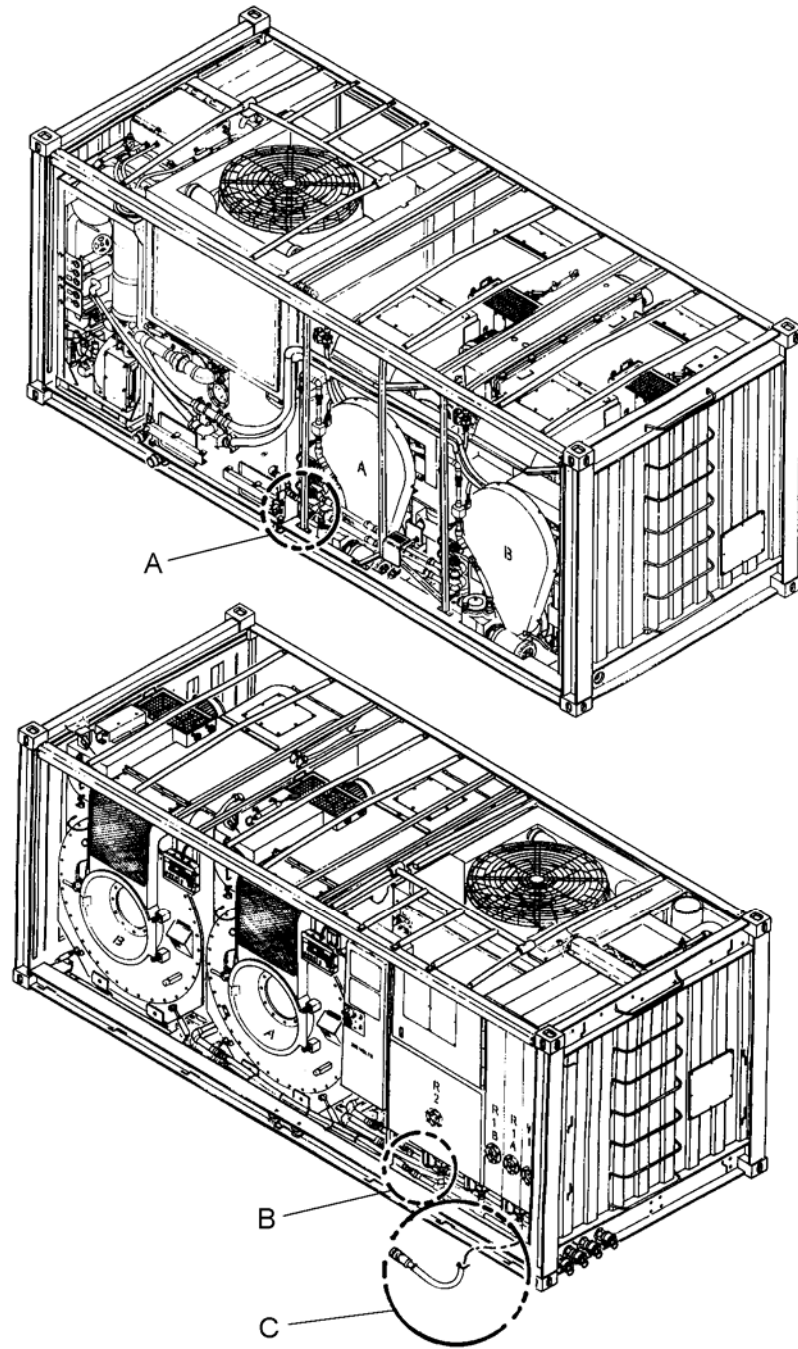


Figure 105. Tubing Installation, AF (Sheet 1 of 2)

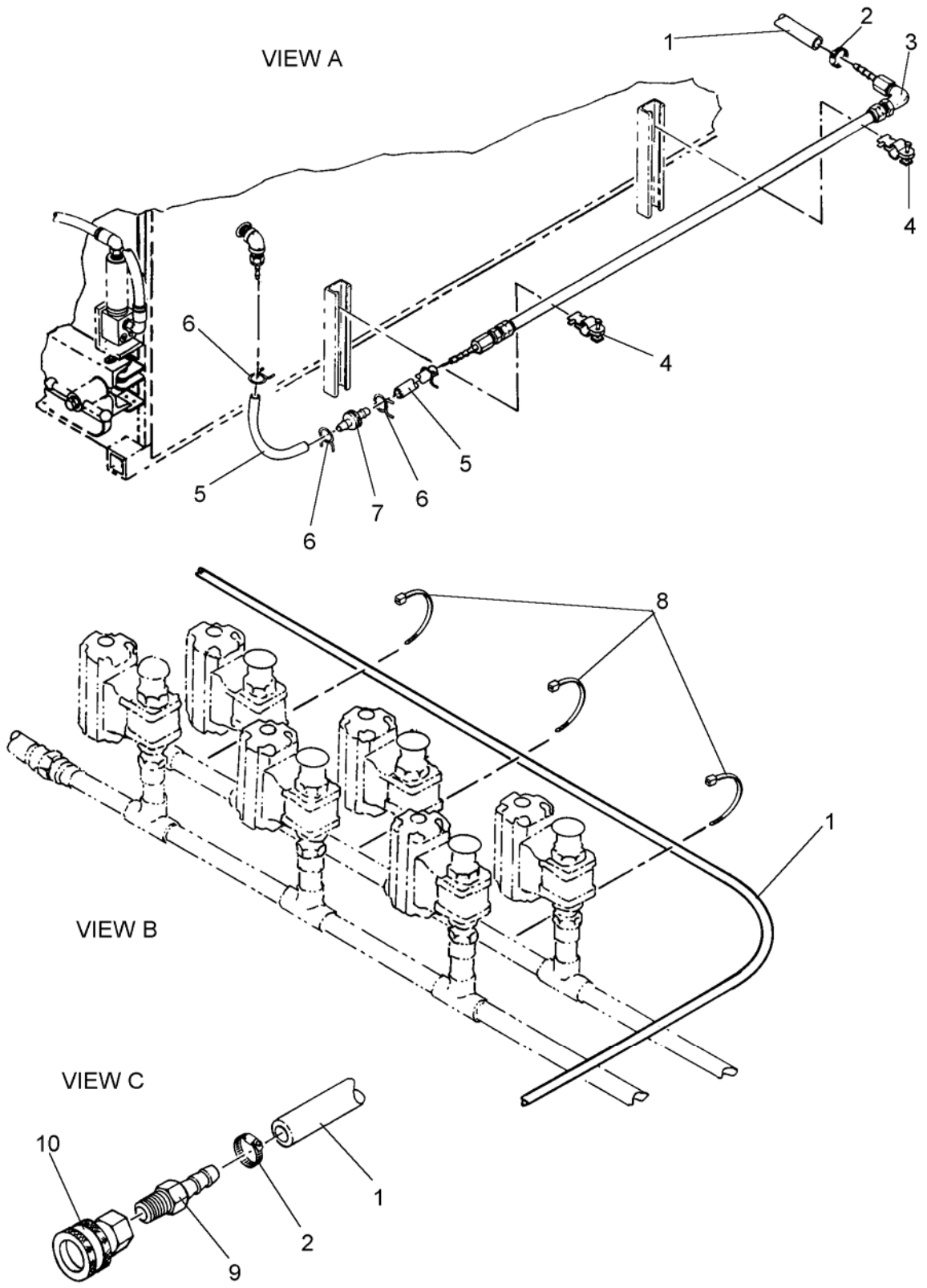


Figure 105. Tubing Installation, AF (Sheet 2 of 2)



(1) ITEM NO.	(2) SMR CODE	(3) NSN	(4) CAGEC	(5) PART NUMBER	(6) DESCRIPTION AND USABLE ON CODE (UOC)	(7) QTY
<b>GROUP 0115 TUBING INSTALLATION, ANTI-FOAM</b>						
<b>FIG. 105 TUBING INSTALLATION, AF</b>						
1	MOOZZ		4X630	863-760000-10	...TUBING, NONMETALLIC, 5/8 OD X 3/8 ID (MAKE FROM TUBING 39428/5553K17)	1
2	PAOZZ	4730-01-481-4521	4X630	863-000492	...CLAMP, HOSE, 7/16 TO 25/32	2
3	AOOOO		4X630	863-760100	...TUBE ASSY, ANTI-FM (REFER TO FIGURE 106 FOR BREAKDOWN)	1
4	PAOZZ	5340-00-890-0009	96195	P2025	...CLAMP, LOOP, TUBE, 3/8	2
5	MOOZZ		4X630	863-760000-2	...TUBING, 1/2 OD X 1/4 ID (MAKE FROM TUBING 39428/5553K14)	1
6	PAOZZ	4730-01-481-4493	4X630	863-000471	...CLAMP, HOSE, SPRING, 1/2 DIA	4
7	PAOZZ	4820-01-481-4337	4X630	863-000407	...VALVE, CHECK	1
8	PAOZZ	5975-01-481-4979	4X630	863-000525	...STRAP, TIEDOWN, ELECTRICAL, 8 LG	7
9	PAOZZ	4730-01-506-2975	39428	5346K35	...ADAPTER, STRAIGHT, PIPE TO HOSE, 3/8 BARB X 1/4 FNPT	1
10	PAOZZ	4730-01-481-8167	4X630	863-000611	...COUPLING HALF, QUICKDISCONNECT, 1/2 TUBE X 3/8	1

END OF FIGURE



REPAIR PARTS AND SPECIAL TOOL LIST (RPSTL)  
 LAUNDRY ADVANCED SYSTEM (LADS)  
 NSN: 3510-01-463-0114  
 TUBING INSTALLATION, ANTI-FOAM  
 REPAIR PARTS LIST

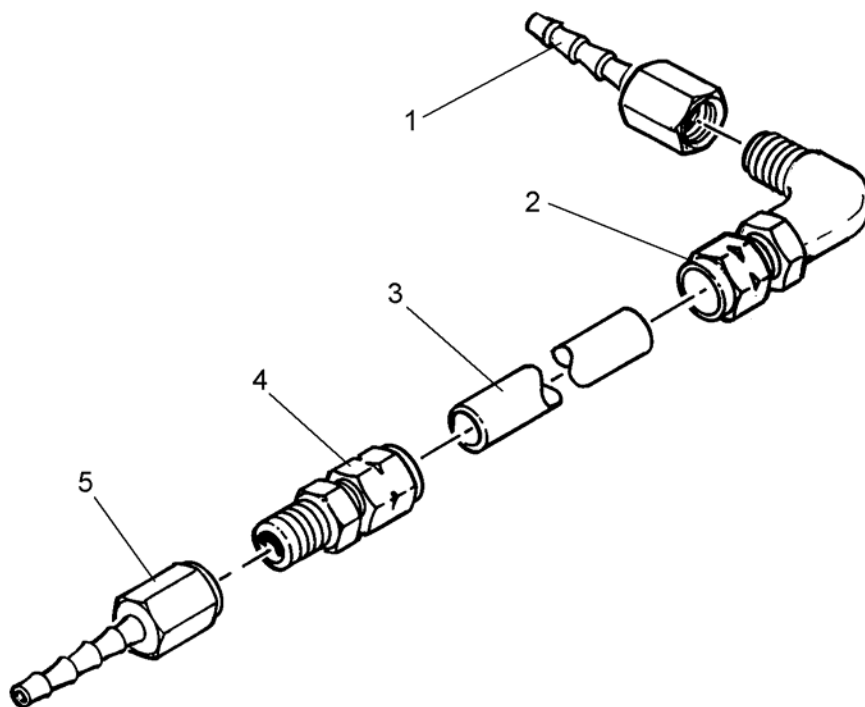


Figure 106. Tube Assembly, Anti-Foam

(1) ITEM NO.	(2) SMR CODE	(3) NSN	(4) CAGEC	(5) PART NUMBER	(6) DESCRIPTION AND USABLE ON CODE (UOC)	(7) QTY
<b>GROUP 0115 TUBING INSTALLATION, ANTI-FOAM</b>						
<b>FIG. 106 TUBE ASSEMBLY, ANTI- FOAM</b>						
1	PAOZZ	4730-01-506-2975	39428	5346K35	....ADAPTER,STRAIGHT,PIPE TO HOSE,3/8 BARB X 1/4 FNPT	1
2	PAOZZ	4730-01-506-5066	39428	52185K557	....ELBOW,PIPE TO TUBE,1/4 NPT X 3/8 TUBE	1
3	MOOZZ		4X630	863-760100-1	....TUBE,METALLIC,3/8 OD X .035 WALL (MAKE FROM TUBE 39428/8989K76)	1
4	PAOZZ	4730-01-506-2863	39428	52185K541	....ADAPTER,STRAIGHT,PIPE,COMPRESSSION,3/8 OD TUBE X 1/4 MNPT	1
5	PAOZZ	4730-01-235-7927	39428	5346K42	....NIPPLE,HOSE TO PIPE,1/4 BARB X 1/4 FNPT	1
END OF FIGURE						





REPAIR PARTS AND SPECIAL TOOL LIST (RPSTL)  
 LAUNDRY ADVANCED SYSTEM (LADS)  
 NSN: 3510-01-463-0114  
 DOOR ASSEMBLY, ACCESS, AIR SYSTEM  
 REPAIR PARTS LIST

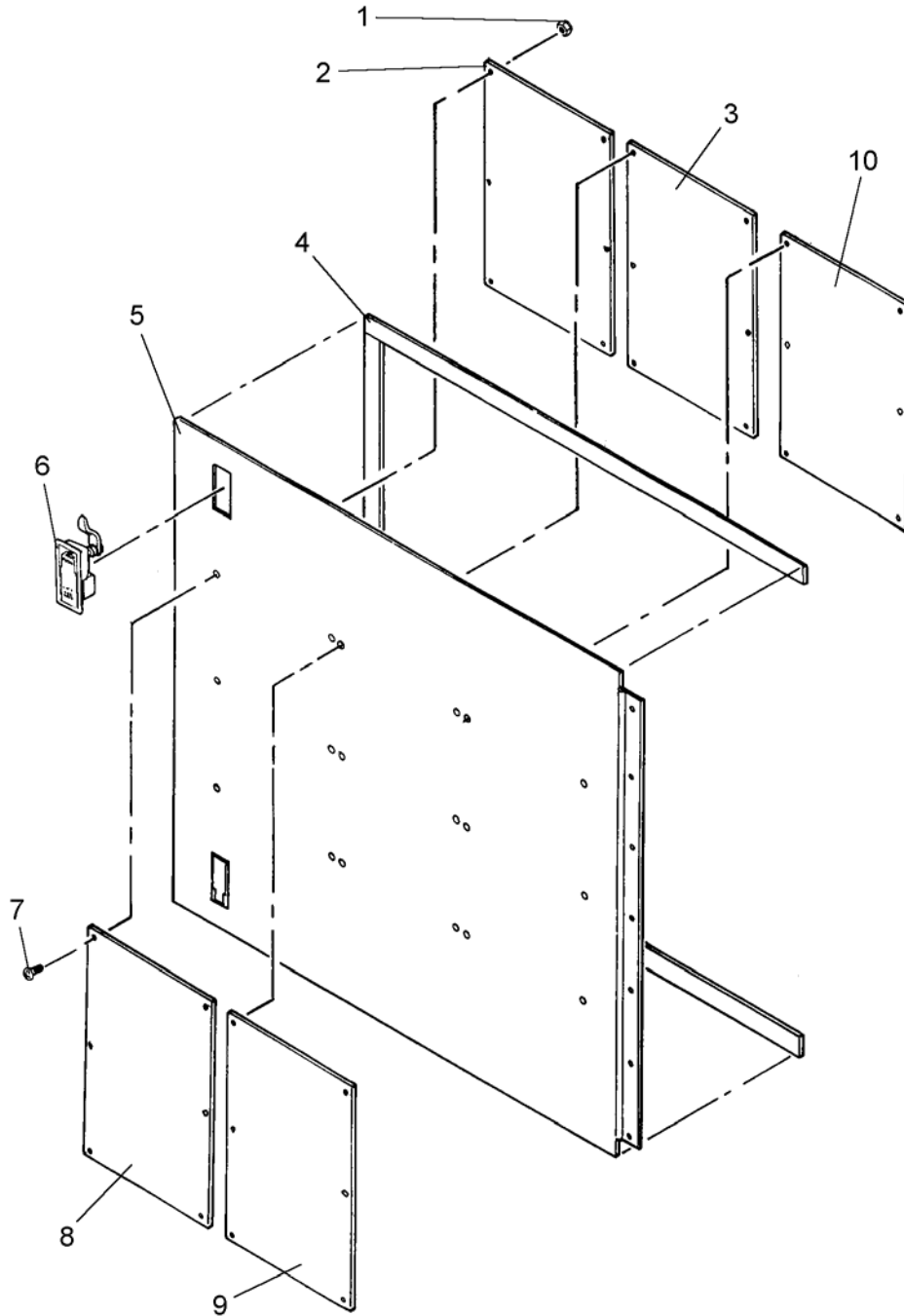


Figure 107. Door Assembly, Access, Air System

(1) ITEM NO.	(2) SMR CODE	(3) NSN	(4) CAGEC	(5) PART NUMBER	(6) DESCRIPTION AND USABLE ON CODE (UOC)	(7) QTY
<b>GROUP 0116 DOOR ASSEMBLY, ACCESS, AIR SYSTEM FIG. 107 DOOR ASSEMBLY, ACCESS, AIR SYSTEM</b>						
1	PAOZZ	5310-00-925-9646	96906	MS21083-C06	...NUT,SELF-LOCKING,HEX HD,#6-32 UNC	18
2	PAOZZ	9905-01-492-7542	4X630	863-910030	...PLATE,INSTRUCTION,INPUT INDEX	1
3	PAOZZ	9905-01-492-7535	4X630	863-910031	...PLATE,INSTRUCTION,FLOW DIAGRAM,LEFT SIDE	1
4	MOOZZ		4X630	863-710080-3	...RUBBER STRIP,1/16 THK X 3/4 WD (MAKE FROM WEATHERSTRIP 39428/8694	1
5	XDOZZ		4X630	863-710081	...DOOR WELDMENT	1
6	PAOZZ	5340-01-481-2222	4X630	863-000511	...BAR,LATCH	2
7	PAOZZ	5305-00-054-6652	96906	MS51957-28	...SCREW,MACHINE,PAN HD,#6-32 UNC X 3/8 LG	18
8	PAOZZ	9905-01-492-7538	4X630	863-910033	...PLATE,INSTRUCTION,MALFUNCTION/ SYMPTOM INDEX,LEFT SIDE	1
9	PAOZZ	9905-01-492-7537	4X630	863-910034	...PLATE,INSTRUCTION,MALFUNCTION/ SYMPTOM INDEX,RIGHT SIDE	1
10	PAOZZ	9905-01-492-7536	4X630	863-910032	...PLATE,INSTRUCTION,FLOW DIAGRAM,RIGHT SIDE	1
END OF FIGURE						





REPAIR PARTS AND SPECIAL TOOL LIST (RPSTL)  
 LAUNDRY ADVANCED SYSTEM (LADS)  
 NSN: 3510-01-463-0114  
 AUXILLARY EQUIPMENT INSTALLATION  
 REPAIR PARTS LIST

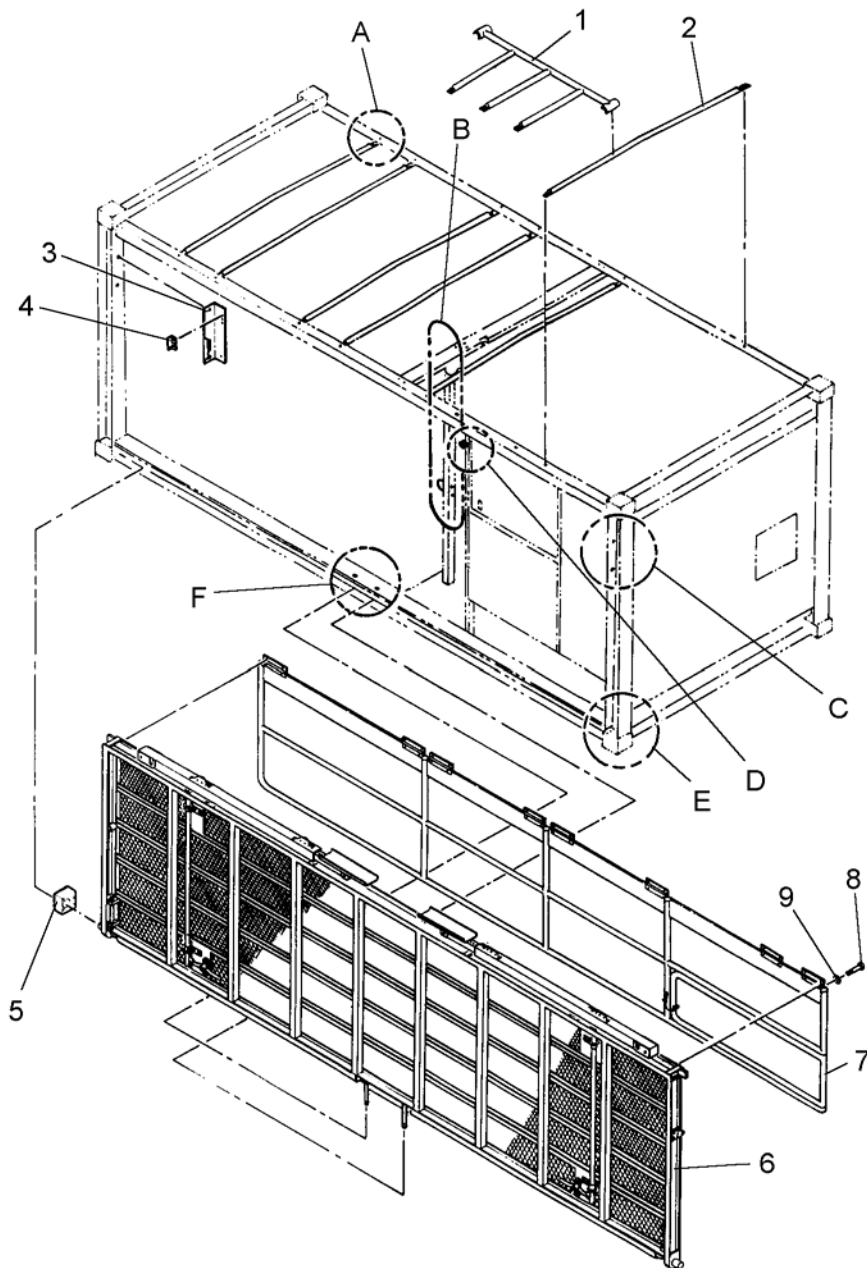


Figure 108. Auxiliary Equipment Installation (Sheet 1 of 4)

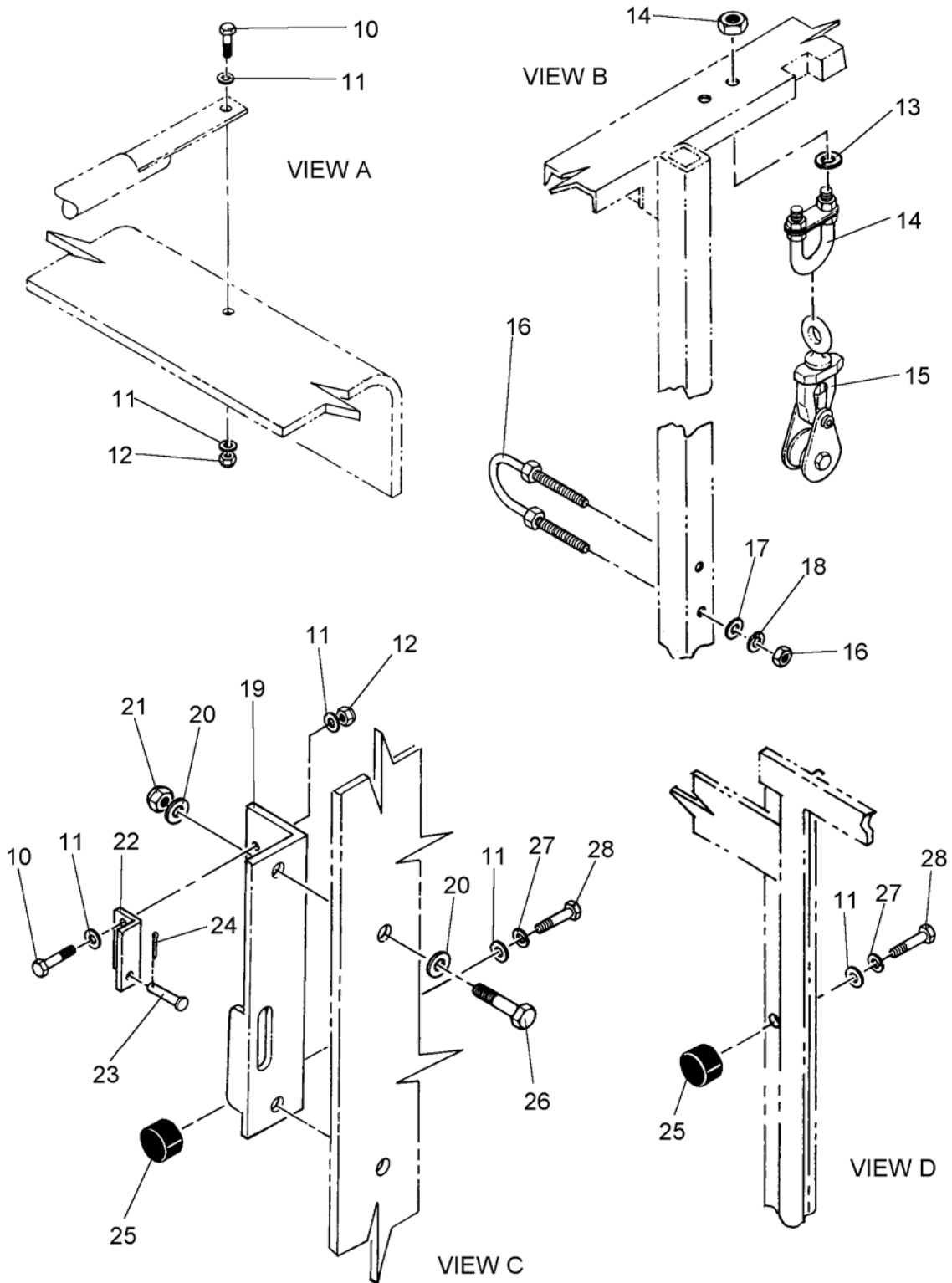


Figure 108. Auxiliary Equipment Installation (Sheet 2 of 4)

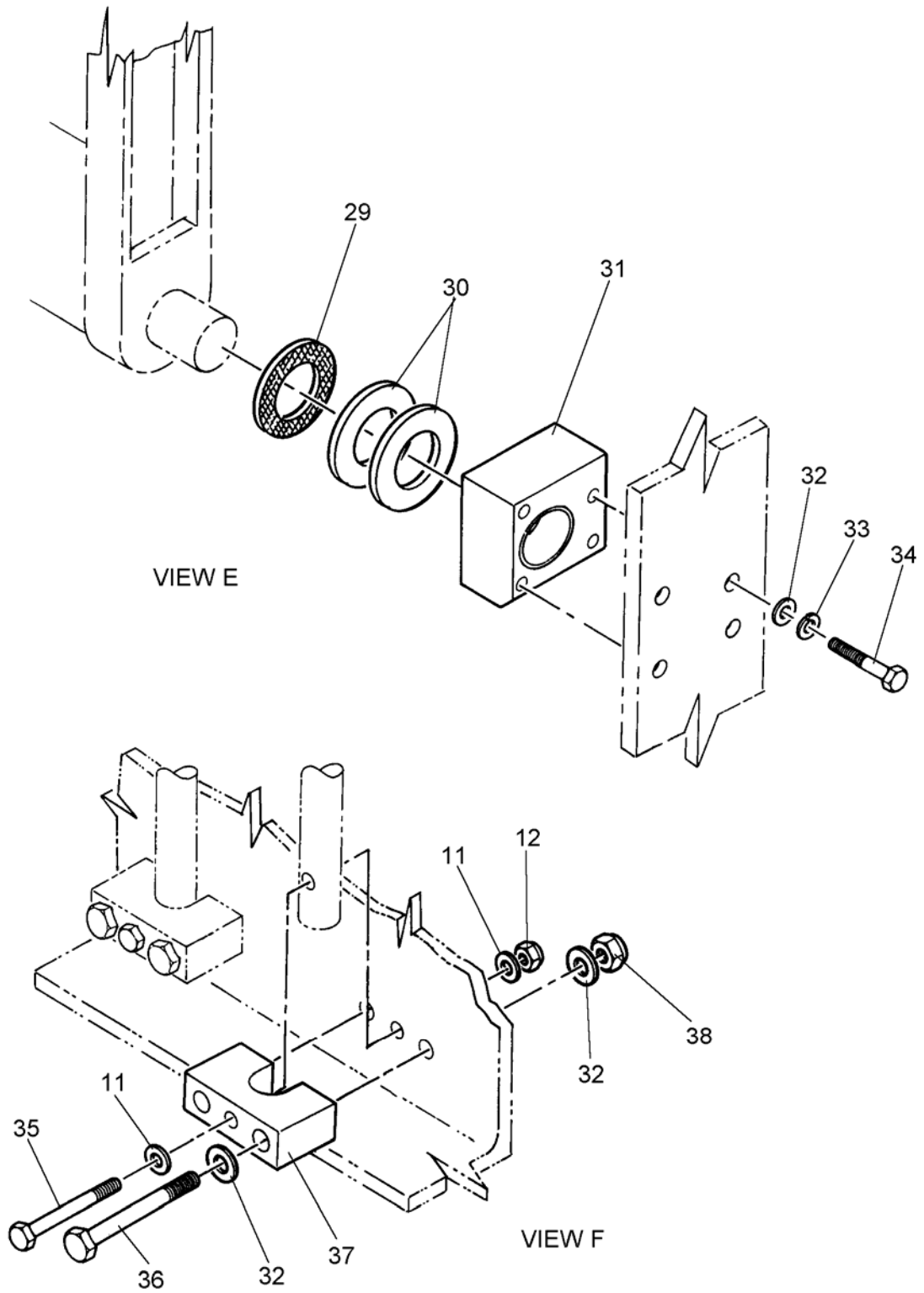


Figure 108. Auxiliary Equipment Installation (Sheet 3 of 4)

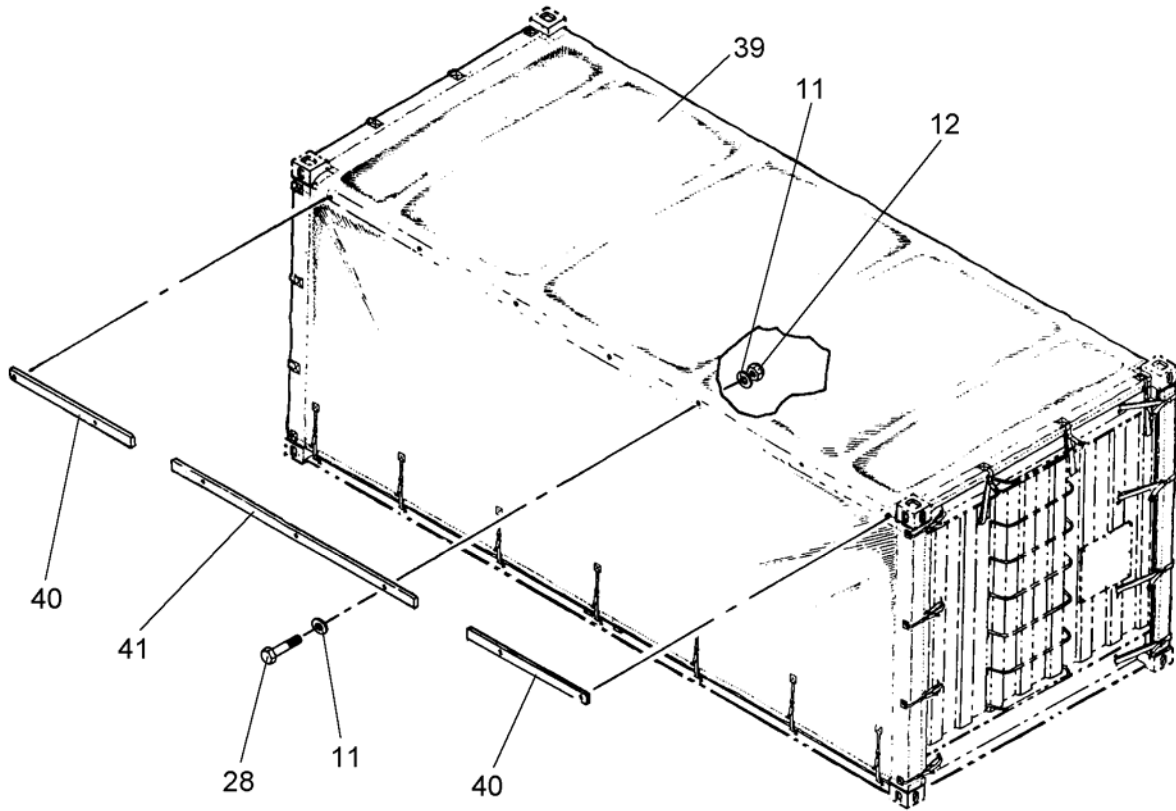


Figure 108. Auxiliary Equipment Installation (Sheet 4 of 4)

(1) ITEM NO.	(2) SMR CODE	(3) NSN	(4) CAGEC	(5) PART NUMBER	(6) DESCRIPTION AND USABLE ON CODE (UOC)	(7) QTY
<b>GROUP 02 AUXILLARY EQUIPMENT INSTALLATION</b>						
<b>FIG. 108 AUXILIARY EQUIPMENT INSTALLATION</b>						
1	XDOHH		4X630	863-830040	..SUPPORT,TARPAULIN F	1
2	PAOZZ	8340-01-481-2290	4X630	863-830010	..SUPPORT,TARPAULIN F	6
3	XDOZZ		4X630	863-810610	..BRACKET,STOW,RH	1
4	XDOZZ		4X630	863-810630	..BRACKET,CLEVIS,RIGHT	1
5	AHFHH		4X630	863-810510	..HINGE ASSY,RIGHT(REFER TO FIGURE 112 FOR BREAKDOWN)	1
6	AHHHH		4X630	863-810000	..PLATFORM ASSEMBLY(REFER TO FIGURE 109 FOR BREAKDOWN)	1
7	AHHHH		4X630	863-810200	..RAILING ASSY,MAIN(REFER TO FIGURE 114 FOR BREAKDOWN)	1
8	PAOZZ	5305-00-702-4523	96906	MS35307-306	..SCREW,CAP,HEXAGON HEAD,1/4-20 UNC X 3/4 LG	16
9	PAOZZ	5310-00-543-2740	96906	MS35333-74	..WASHER,LOCK,INTERNAL TOOTH,1/4	16
10	PAOZZ	5305-01-325-8387	96906	MS90725-64	..SCREW,CAP,HEXAGON HEAD,3/8-16 UNC X 1-1/2 LG	21
11	PAOZZ	5310-01-280-5796	96906	MS27183-57	..WASHER,FLAT,3/8	62
12	PAOZZ	5310-00-087-4652	96906	MS51922-17	..NUT,SELF-LOCKING,HEX HD,3/8-16 UNC	30
13	PAOZZ	5310-00-933-8778	96906	MS35338-143	..WASHER,LOCK,SPLIT,1/2	4
14	PAOZZ	5306-01-481-2037	4X630	863-710124	..BOLT,U	2
15	PAOZZ	3940-01-481-2068	4X630	863-000320	..BLOCK,TACKLE	2
16	PAOZZ	5306-01-481-2075	4X630	863-000546	..BOLT,U,1IN PIPE,LONG TANGENT,1/4-20 UNC	1
17	PAOZZ	5310-00-550-5054	96906	MS15795-809	..WASHER,FLAT,1/4	4
18	PAOZZ	5310-00-933-8121	96906	MS35338-139	..WASHER,LOCK,SPLIT,1/4	2
19	XDOZZ		4X630	863-810600	..BRACKET,STOW,LH	1
20	PAOZZ	5310-00-823-8803	96906	MS27183-21	..WASHER,FLAT,5/8	8
21	PAOZZ	5310-00-269-4040	96906	MS51922-49	..NUT,SELF-LOCKING,HEX HD,5/8-11 UNC	4
22	XDOZZ		4X630	863-810620	..BRACKET,CLEVIS,LEFT	1
23	PAOZZ	5315-01-355-1107	39428	92390A269	..PIN,STRAIGHT,HEADED,CLEVIS,3/8 DIA X 49/64 GRIP	2
24	PAOZZ	5315-00-849-5579	96906	MS24665-437	..PIN,COTTER5/32 X 1 LG	2
25	PAOZZ	5342-01-378-2902	39428	9546K23	..BUMPER,METALLIC	3
26	PAOZZ	5305-00-724-7224	96906	MS90728-166	..SCREW,CAP,HEXAGON HEAD,5/8-11 UNC X 2-1/2 LG	4
27	PAOZZ	5310-00-637-9541	96906	MS35338-46	..WASHER,LOCK,SPLIT,3/8	3
28	PAOZZ	5305-00-068-0511	80204	B1821BH038C 125N	..SCREW,CAP,HEXAGON HD,3/8-16 UNC X 1-1/4 LG	10
29	PAFZZ	3120-01-481-4844	4X630	863-000694	..BEARING,WASHER,THRUST,2 ID X 3 OD X 3/32 THK	2
30	PAFZZ	5310-01-481-1978	4X630	863-810010	..WASHER,FLATWASHER,FLAT	4
31	AHFHH		4X630	863-810500	..HINGE ASSY,LEFT(REFER TO FIGURE 111 FOR BREAKDOWN)	1

(1) ITEM NO.	(2) SMR CODE	(3) NSN	(4) CAGEC	(5) PART NUMBER	(6) DESCRIPTION AND USABLE ON CODE (UOC)	(7) QTY
<b>GROUP 02 AUXILLARY EQUIPMENT INSTALLATION</b>						
<b>FIG. 108 AUXILIARY EQUIPMENT INSTALLATION</b>						
32	PAFZZ	5310-00-809-5998	96906	MS27183-18	..WASHER,FLAT,1/2	16
33	PAFZZ	5310-00-003-4094	96906	MS35338-48	..WASHER,LOCK,SPLIT,1/2	8
34	PAFZZ	5305-00-071-2071	96906	MS51095-416	..SCREW,CAP,HEXAGON HEAD,1/2-13 UNC X 2 LG	8
35	PAFZZ	5305-00-781-3927	96906	MS90725-72	..SCREW,CAP,HEXAGON HEAD,3/8-16 UNC X 3-1/2 LG	2
36	PAFZZ	5305-00-071-2077	80204	B1821BH050C 350N	..SCREW,CAP,HEXAGON HD,1/2-13 UNC X 3 1/2 LG	4
37	PAFZZ	5340-01-481-7535	4X630	863-810920	..CLAMP,BLOCK,SECTION,TORSION BAR	2
38	PAFZZ	5310-00-225-6993	96906	MS51922-33	..NUT,SELF-LOCKING,HEX HD,1/2-13 UNC	4
39	PAOHH	8340-01-482-9868	4X630	863-830001	..TARPAULIN(REFER TO FIGURE 113 FOR BREAKDOWN)	1
40	PAOZZ	5340-01-481-6870	4X630	863-830031	..PLATE,MOUNTING,AWNING,END	2
41	PAOZZ	5340-01-481-3356	4X630	863-830030	..PLATE,MOUNTING,AWNING,CENTER	1

END OF FIGURE



REPAIR PARTS AND SPECIAL TOOL LIST (RPSTL)  
LAUNDRY ADVANCED SYSTEM (LADS)  
NSN: 3510-01-463-0114  
AUXILLARY EQUIPMENT INSTALLATION  
REPAIR PARTS LIST

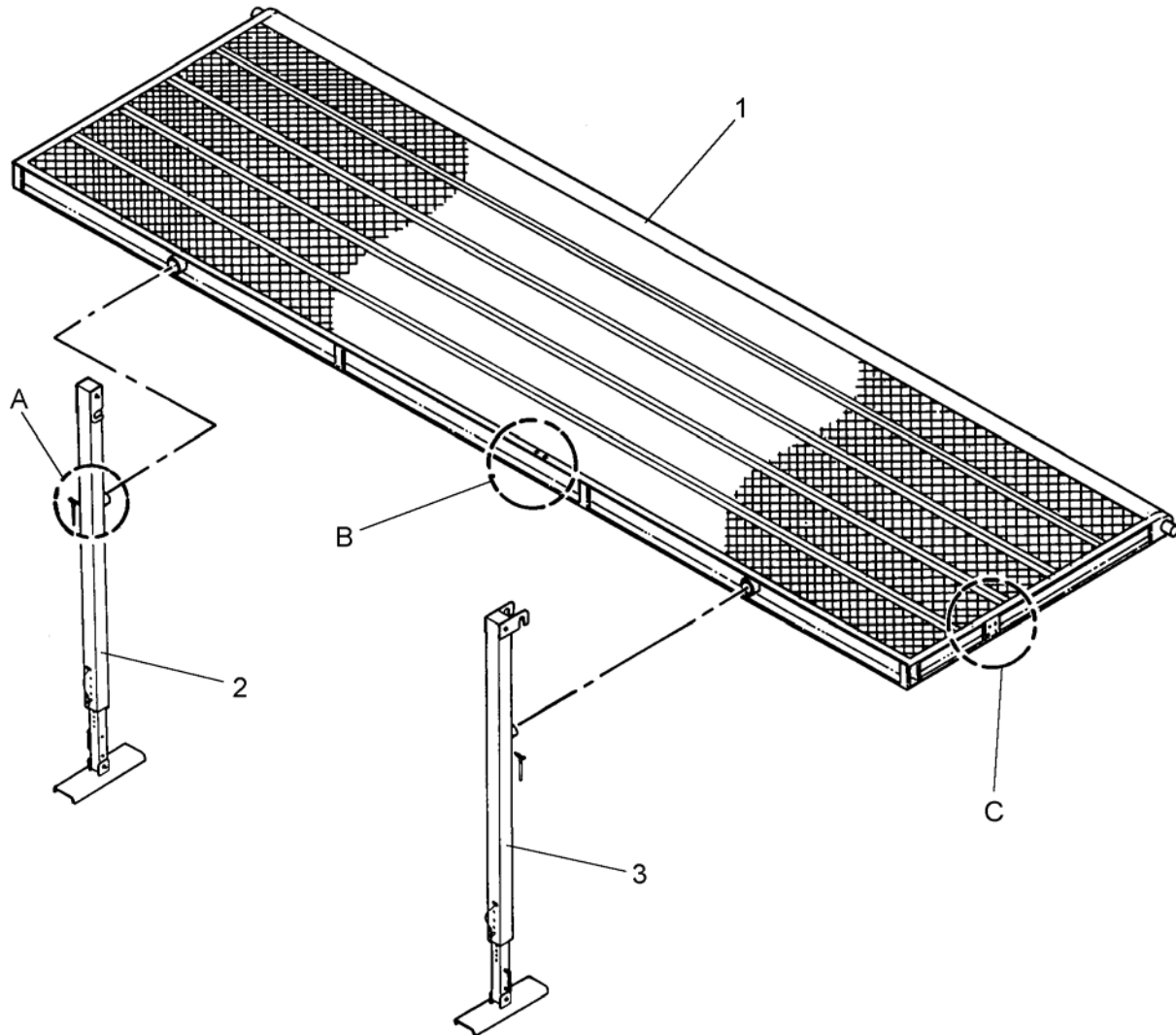


Figure 109. Platform Assembly (Sheet 1 of 5)



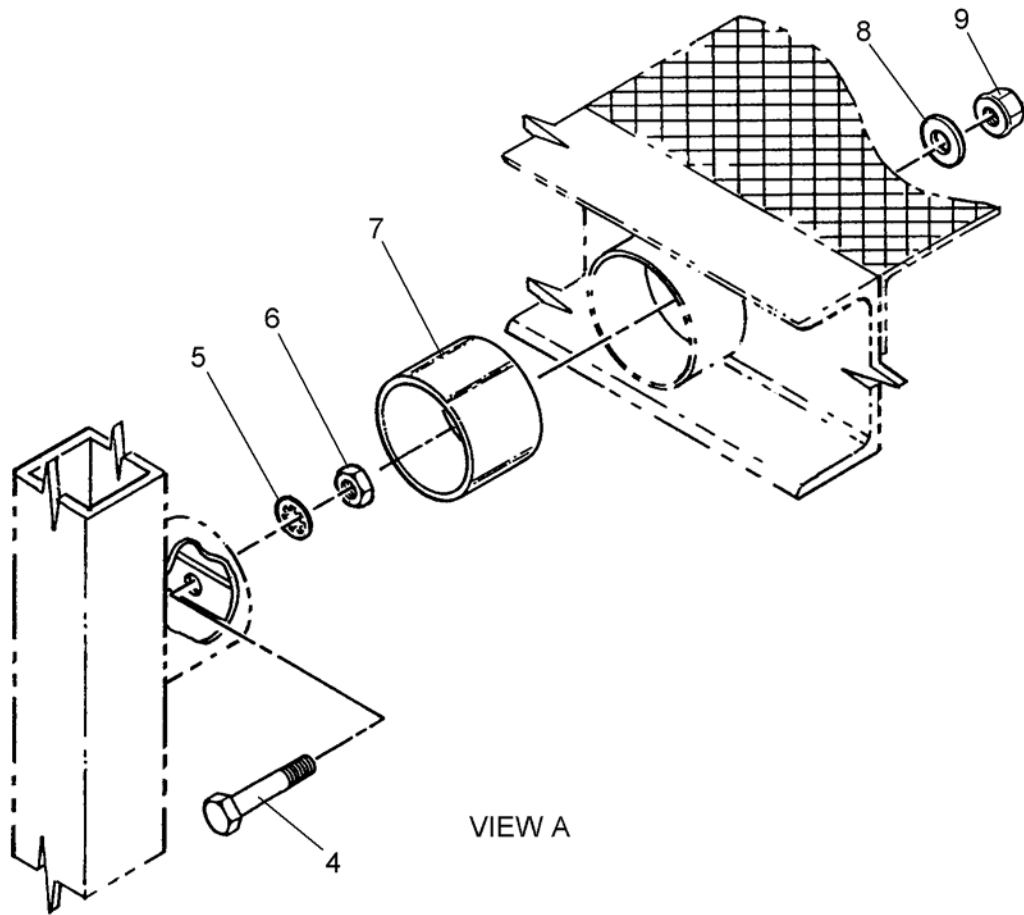


Figure 109. Platform Assembly (Sheet 2 of 5)

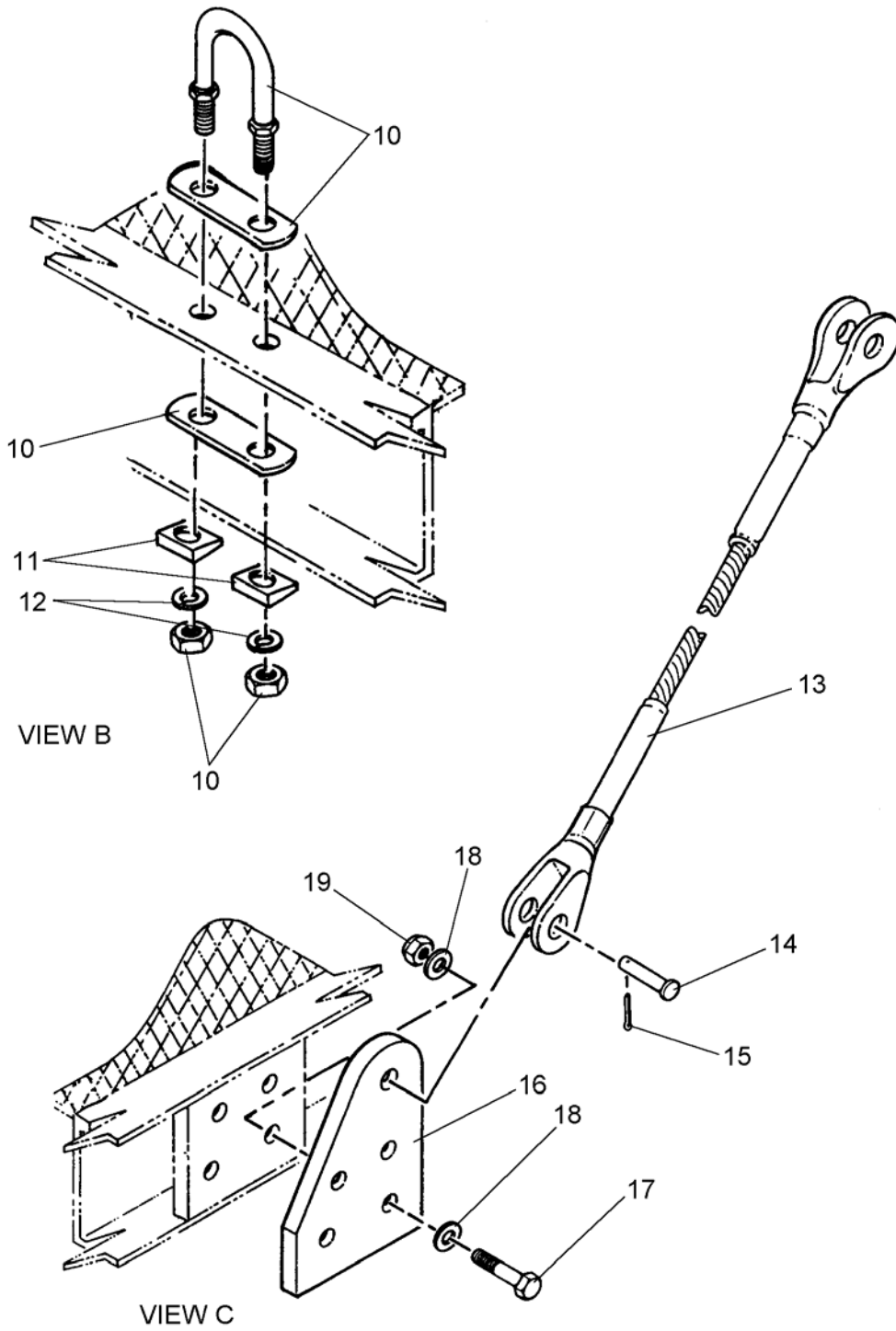


Figure 109. Platform Assembly (Sheet 3 of 5)

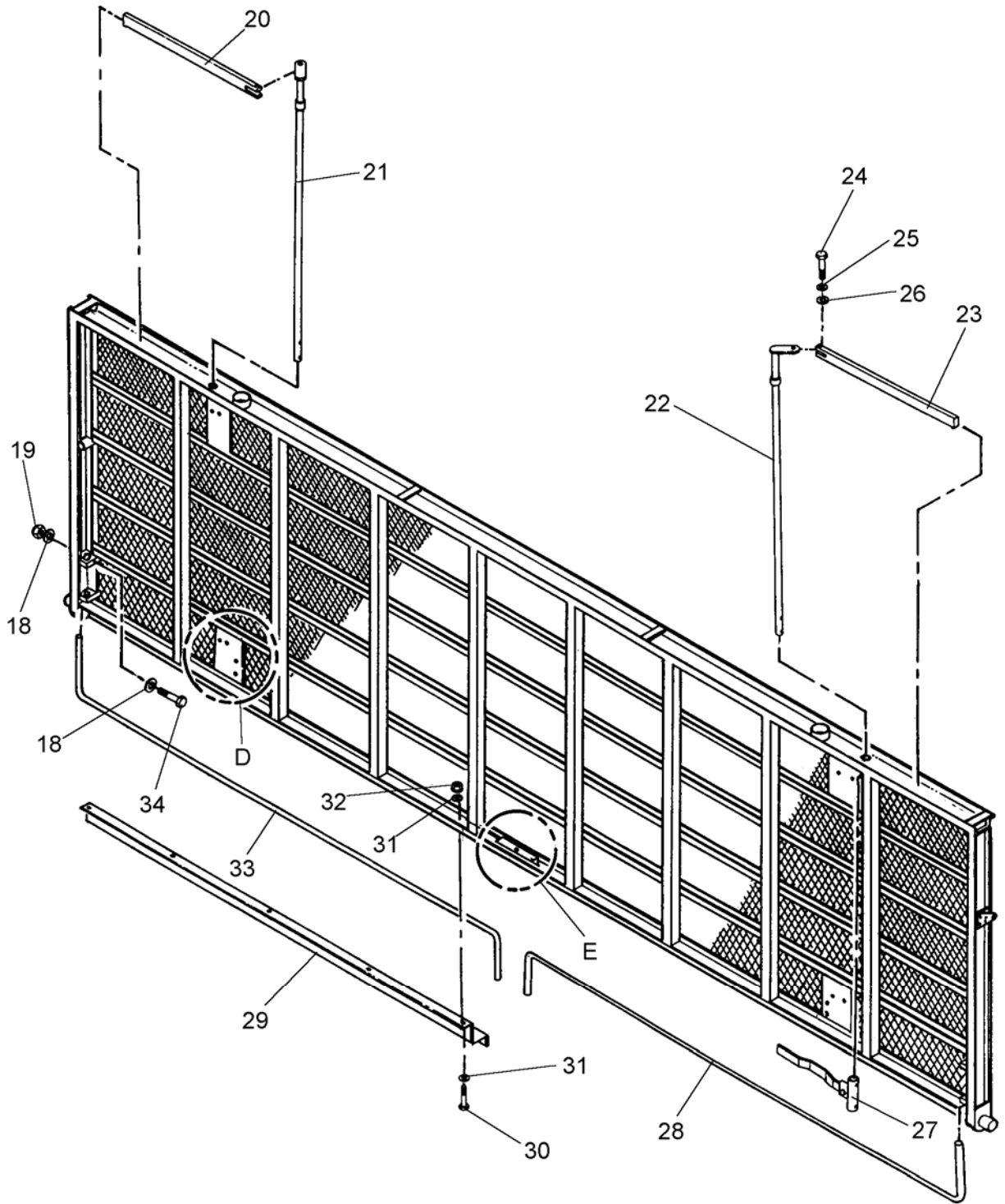


Figure 109. Platform Assembly (Sheet 4 of 5)

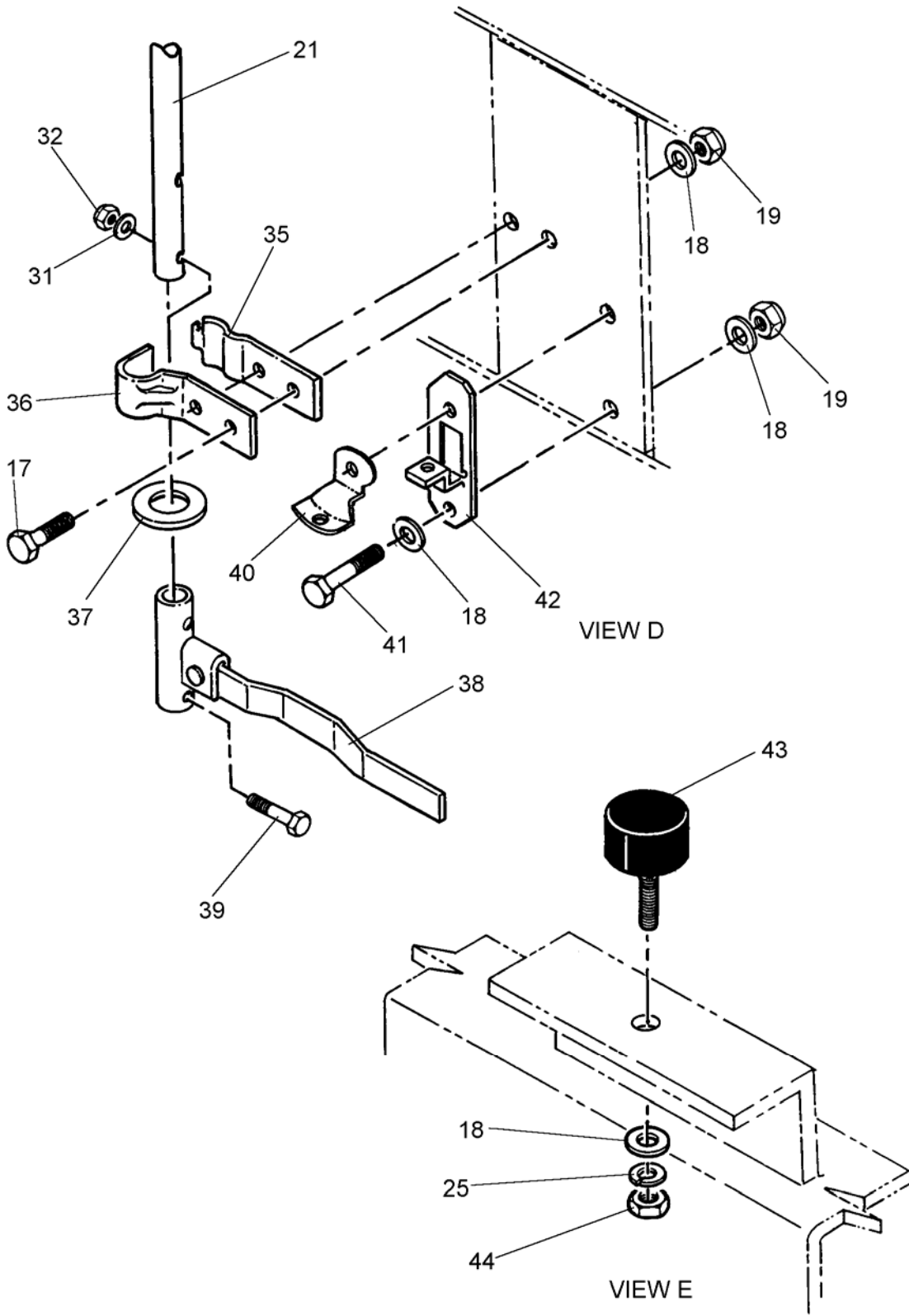


Figure 109. Platform Assembly (Sheet 5 of 5)

(1) ITEM NO.	(2) SMR CODE	(3) NSN	(4) CAGEC	(5) PART NUMBER	(6) DESCRIPTION AND USABLE ON CODE (UOC)	(7) QTY
<b>GROUP 02 AUXILLARY EQUIPMENT INSTALLATION</b>						
<b>FIG. 109 PLATFORM ASSEMBLY</b>						
1	XDHHH		4X630	863-810100	...PLATFORM WELDMENT	1
2	AOOOO		4X630	863-810301	...SUPPORT LEG ASSY,,RIGHT (REFER TO FIGURE 110 FOR BREAKDOWN)	1
3	AOOOO		4X630	863-810300	...SUPPORT LEG ASSY,,LEFT (REFER TO FIGURE 110 FOR BREAKDOWN)	1
4	PAOZZ	5305-00-021-3668	96906	MS35307-310	...SCREW,CAP,HEXAGON HEAD,1/4-20 UNC X 1-1/4 LG	2
5	PAOZZ	5310-00-543-2740	96906	MS35333-74	...WASHER,LOCK,INTERNAL TOOTH,1/4	2
6	PAOZZ	5310-00-903-5966	96906	MS51971-1	...NUT,PLAIN,HEXAGONHEAD,1/4-20 UNC	2
7	PAHZZ	3120-01-481-4843	4X630	863-000711	...BEARING,SLEEVE,2-3/8 ID X 2-5/8 OD X 1-1/2 LG	2
8	PAOZZ	5310-00-550-5054	96906	MS15795-809	...WASHER,FLAT,1/4	2
9	PAOZZ	5310-00-241-6604	96906	MS17830-4C	...NUT,SELF-LOCKING,HEX HD,1/4-20 UNC	2
10	PAOZZ	5306-01-481-2072	4X630	863-000300	...BOLT,U,1/2-13 UNC X 3 7/8 LG	1
11	PAOZZ	5310-01-369-8278	39428	90845A034	...WASHER,BEVEL,SQUARE,1/2	2
12	PAOZZ	5310-00-933-8778	96906	MS35338-143	...WASHER,LOCK,SPLIT,1/2	2
13	PAOZZ	5975-01-481-5038	4X630	863-810400	...HANGER,CABLE,PLATFORM SUPPORT	2
14	PAOZZ	5315-01-355-1107	39428	92390A269	...PIN,STRAIGHT,HEADED,CLEVIS,3/8 DIA X 49/64 GRIP	2
15	PAOZZ	5315-00-849-5579	96906	MS24665-437	...PIN,COTTER5/32 X 1 LG	2
16	XDOZZ		4X630	863-810640	...BRACKET,CLEVIS,PLATFORM	2
17	PAFZZ	5305-01-325-8387	96906	MS90725-64	...SCREW,CAP,HEXAGON HEAD,3/8-16 UNC X 1-1/2 LG	12
18	PAFZZ	5310-01-280-5796	96906	MS27183-57	...WASHER,FLAT,3/8	45
19	PAFZZ	5310-00-087-4652	96906	MS51922-17	...NUT,SELF-LOCKING,HEX HD,3/8-16 UNC	22
20	XDOZZ		4X630	863-810731	...BAR,STOW,RIGHT	1
21	XDOZZ		4X630	863-810721	...ROD,STOW,RIGHT	1
22	XDOZZ		4X630	863-810720	...ROD,STOW,LEFT	1
23	XDOZZ		4X630	863-810730	...BAR,STOW,LEFT	1
24	PAOZZ	5305-01-481-1977	4X630	863-810020	...SCREW,CAP,HEXAGON HEAD,3/8- 16,SPECIAL LENGTH	2
25	PAFZZ	5310-00-984-7042	96906	MS35338-141	...WASHER,LOCK,SPLIT,3/8	3
26	PAFZZ	5310-00-773-7618	96906	MS15795-814	...WASHER,FLAT,3/8	2
27	XDOZZ		4X630	863-810700	...HANDLE,STOW,LEFT	1
28	PAOZZ	5340-01-493-4358	4X630	863-810900	...TORSION BAR,LEFT	1
29	PAOZZ	2510-01-481-7293	4X630	863-810930	...BAR,STABILIZER,TORSION BAR GUARD	2
30	PAOZZ	5305-00-225-3839	96906	MS90725-8	...SCREW,CAP,HEXAGON HEAD,1/4-20 UNC X 1 LG	20

(1) ITEM NO.	(2) SMR CODE	(3) NSN	(4) CAGEC	(5) PART NUMBER	(6) DESCRIPTION AND USABLE ON CODE (UOC)	(7) QTY
<b>GROUP 02 AUXILLARY EQUIPMENT INSTALLATION</b>						
<b>FIG. 109 PLATFORM ASSEMBLY</b>						
31	PAOZZ	5310-00-809-4058	96906	MS27183-10	...WASHER,FLAT,1/4	48
32	PAOZZ	5310-00-088-1251	96906	MS51922-1	...NUT,SELF-LOCKING,HEX HD,1/4-20 UNC	24
33	PAOZZ	5340-01-493-4361	4X630	863-810910	...TORSION BAR,RIGHT	1
34	PAFZZ	5305-00-781-3927	96906	MS90725-72	...SCREW,CAP,HEXAGON HEAD,3/8-16 UNC X 3-1/2 LG	2
35	XDOZZ		19220	7502-3	...ROD GUIDE,LOWER	4
36	XDOZZ		19220	7502-2	...ROD GUIDE,UPPER	4
37	PAFZZ	5310-01-481-1979	4X630	863-000623	...WASHER,FLAT,1	4
38	XDOZZ		4X630	863-810710	...HANDLE,STOW,RIGH	1
39	PAOZZ	5305-00-071-2237	96906	MS90725-14	...SCREW,CAP,HEXAGON HEAD,1/4-20 UNC X 2 LG	4
40	XDOZZ		19220	1969-7X-ZN	...HASP,PIVOTING,STOW HANDLE	2
41	PAFZZ	5305-00-068-0511	80204	B1821BH038C 125N	...SCREW,CAP,HEXAGON HD,3/8-16 UNC X 1-1/4 LG	8
42	XDOZZ		19220	1969-4X-ZN	...HASP,STOW HANDLE	2
43	PAOZZ	5340-01-481-1980	4X630	863-000609	...BUMPER,METALLIC	1
44	PAFZZ	5310-00-477-6768	96906	MS35649-2384	...NUT,PLAIN,HEXAGON,3/8-16 UNC	1

END OF FIGURE



REPAIR PARTS AND SPECIAL TOOL LIST (RPSTL)  
 LAUNDRY ADVANCED SYSTEM (LADS)  
 NSN: 3510-01-463-0114  
 AUXILLARY EQUIPMENT INSTALLATION  
 REPAIR PARTS LIST

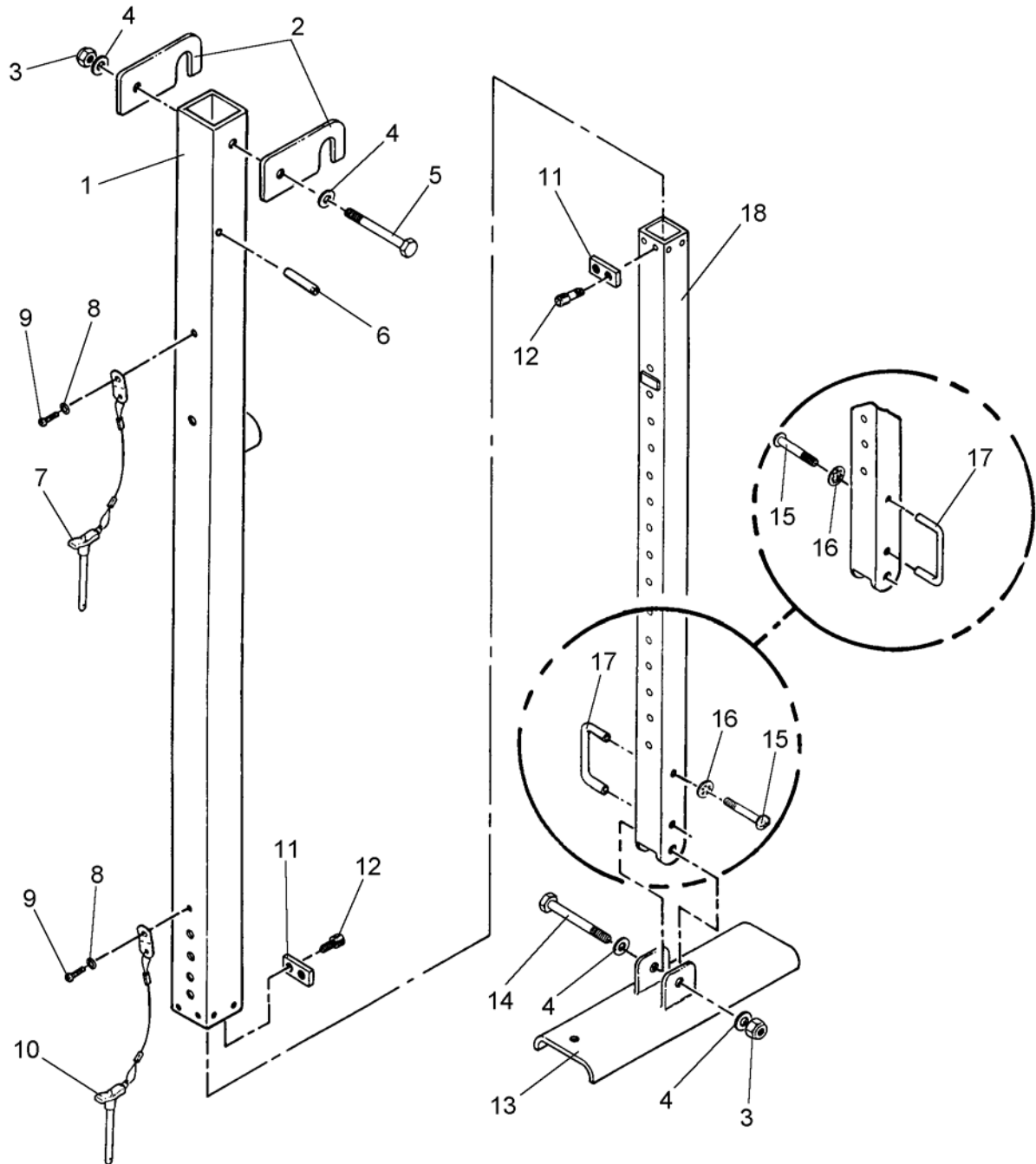


Figure 110. Support Leg Assembly



(1) ITEM NO.	(2) SMR CODE	(3) NSN	(4) CAGEC	(5) PART NUMBER	(6) DESCRIPTION AND USABLE ON CODE (UOC)	(7) QTY
<b>GROUP 02 AUXILLARY EQUIPMENT INSTALLATION</b>						
<b>FIG. 110 SUPPORT LEG ASSEMBLY</b>						
1	XDOZZ		4X630	863-810310	....SUPPORT LEG,UPPER	1
2	XDOZZ		4X630	863-810340	....BRACKET,RAILINGSUPPORT	2
3	PAOZZ	5310-00-050-6646	96906	MS17830-6C	....NUT,SELF-LOCKING,HEX HD,3/8-16 UNC	2
4	PAOZZ	5310-00-773-7618	96906	MS15795-814	....WASHER,FLAT,3/8	4
5	PAOZZ	5305-00-558-3486	96906	MS35307-376	....SCREW,CAP,HEXAGON HEAD,3/8- 16 UNC X 4-1/2 LG	1
6	PAOZZ	5315-01-481-2027	4X630	863-000586	....PIN,SPRING,1/8 DIA X 1/2 LG	2
7	PAOZZ	5315-01-481-2034	4X630	863-000558	....PIN,QUICK RELEASE,3/8 DIA X 4 LG	1
8	PAOZZ	5310-00-543-5933	96906	MS35333-73	....WASHER,LOCK,INTERNAL TOOTH,#10	2
9	PAOZZ	5305-00-059-3657	96906	MS51958-61	....SCREW,MACHINE,PAN HD,#10-32 UNF X 3/8 LG	2
10	PAOZZ	5315-01-481-2031	4X630	863-000557	....PIN,QUICK RELEASE,3/8 DIA X 3- 1/2 LG	1
11	PAOZZ	5365-01-481-8119	4X630	863-810350	....SPACER,PLATE,LEG SUPPORT GUIDE	8
12	PAOZZ	5305-01-482-3730	4X630	863-000599	....SCREW,CAP,SOCKET HEAD,#6-32 UNC X 3/8 LG	16
13	XDOZZ		4X630	863-810330	....FOOT,SUPPORT LEG	1
14	PAOZZ	5305-00-879-2736	96906	MS35307-372	....SCREW,CAP,HEXAGON HEAD,3/8- 16 UNC X 3-1/2 LG	1
15	PAOZZ	5305-01-493-4539	4X630	863-000582	....SCREW,FILLISTER HEAD,#8-32 UNF X 2-1/2 LG	2
16	PAOZZ	5310-00-543-2739	96906	MS35333-72	....WASHER,LOCK,INTERNAL TOOTH,#8	2
17	PAOZZ	5340-01-481-2035	4X630	863-000267	....HANDLE,BOW	1
18	XDOZZ		4X630	863-810320	....SUPPORT LEG,LOWER	1

END OF FIGURE



REPAIR PARTS AND SPECIAL TOOL LIST (RPSTL)  
 LAUNDRY ADVANCED SYSTEM (LADS)  
 NSN: 3510-01-463-0114  
 AUXILLARY EQUIPMENT INSTALLATION  
 REPAIR PARTS LIST

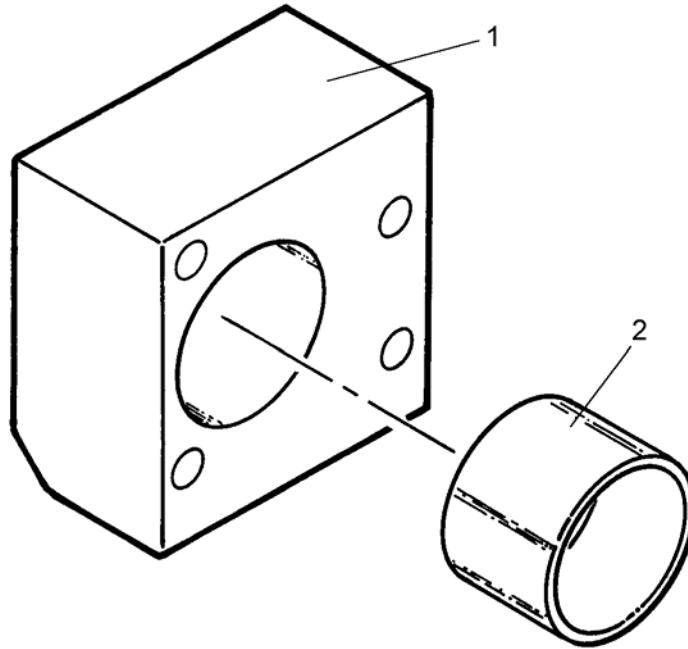


Figure 111. Hinge Assembly, Left

(1) ITEM NO.	(2) SMR CODE	(3) NSN	(4) CAGEC	(5) PART NUMBER	(6) DESCRIPTION AND USABLE ON CODE (UOC)	(7) QTY
<b>GROUP 02 AUXILLARY EQUIPMENT INSTALLATION</b>						
<b>FIG. 111 HINGE ASSEMBLY, LEFT</b>						
1	XDHZZ		4X630	863-810501	...HINGE BLOCK,LEFT	1
2	PAHZZ	3120-01-417-6145	4X630	863-000710	...BEARING,SLEEVE,2 ID X 2-1/4 OD X 2 LG	1
END OF FIGURE						



REPAIR PARTS AND SPECIAL TOOL LIST (RPSTL)  
 LAUNDRY ADVANCED SYSTEM (LADS)  
 NSN: 3510-01-463-0114  
 AUXILLARY EQUIPMENT INSTALLATION  
 REPAIR PARTS LIST

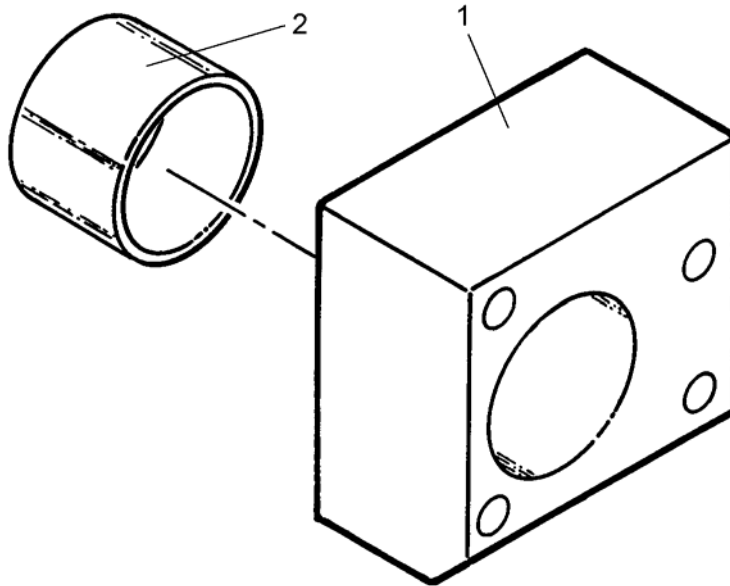


Figure 112. Hinge Assembly, Right

(1) ITEM NO.	(2) SMR CODE	(3) NSN	(4) CAGEC	(5) PART NUMBER	(6) DESCRIPTION AND USABLE ON CODE (UOC)	(7) QTY
<b>GROUP 02 AUXILLARY EQUIPMENT INSTALLATION</b>						
<b>FIG. 112 HINGE ASSEMBLY, RIGHT</b>						
1	XDHZZ		4X630	863-810511	...HINGE BLOCK,RIGHT	1
2	PAHZZ	3120-01-417-6145	4X630	863-000710	...BEARING,SLEEVE,2 ID X 2-1/4 OD X 2 LG	1
END OF FIGURE						



REPAIR PARTS AND SPECIAL TOOL LIST (RPSTL)  
LAUNDRY ADVANCED SYSTEM (LADS)  
NSN: 3510-01-463-0114  
AUXILLARY EQUIPMENT INSTALLATION  
REPAIR PARTS LIST

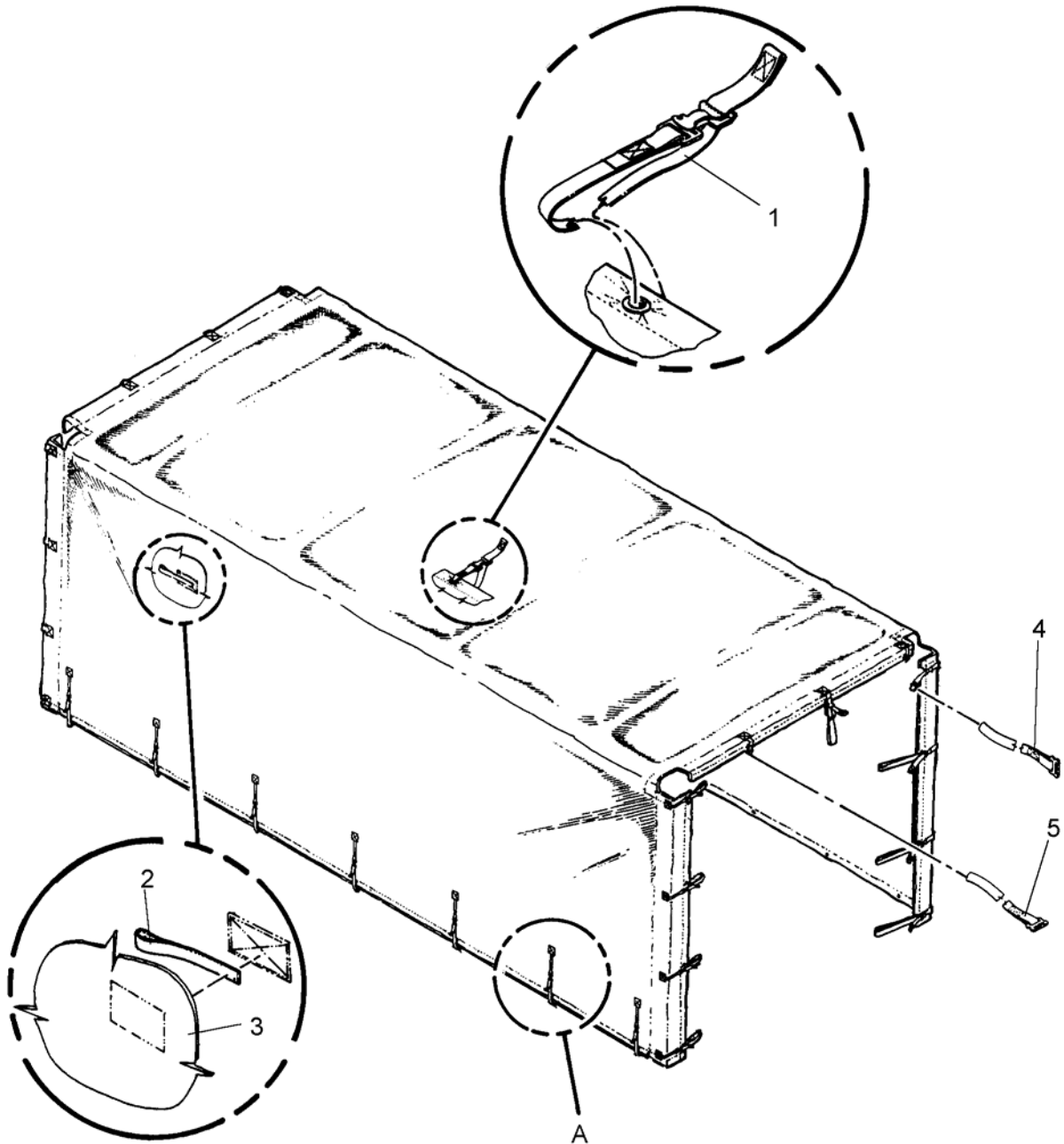


Figure 113. Tarpaulin (Sheet 1 of 2)

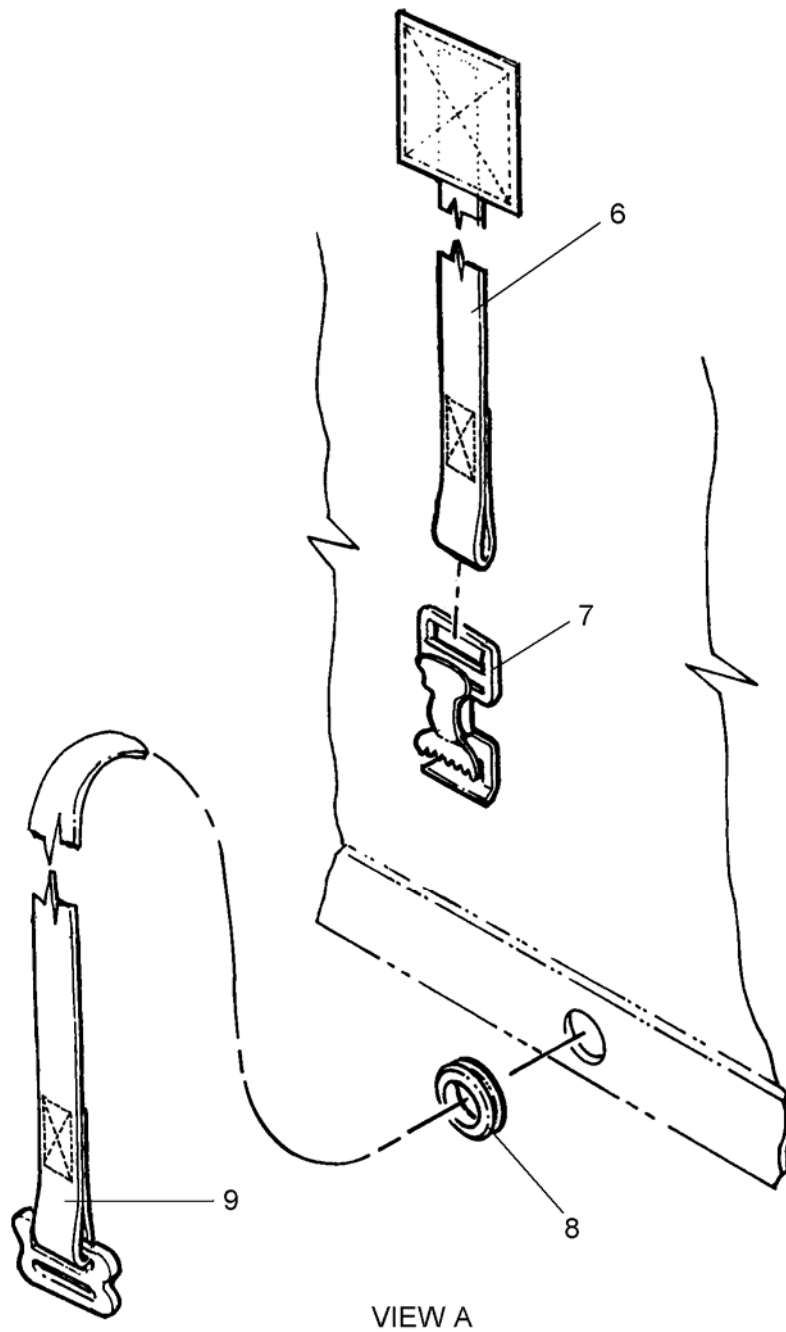


Figure 113. Tarpaulin (Sheet 2 of 2)



(1) ITEM NO.	(2) SMR CODE	(3) NSN	(4) CAGEC	(5) PART NUMBER	(6) DESCRIPTION AND USABLE ON CODE (UOC)	(7) QTY
<b>GROUP 02 AUXILLARY EQUIPMENT INSTALLATION</b>						
<b>FIG. 113 TARPAULIN</b>						
1	PAOZZ	5340-01-481-1669	4X630	863-830120	...STRAP,WEBBING,EXTENSION	6
2	PAHZZ	5340-01-481-1681	4X630	863-000773	...STRAP,WEBBING,1/2 BLK,MEDIUM	15
3	PAOZZ	9320-01-481-1691	4X630	863-830901	...RUBBER SHEET,SOLID,18-20 OZ,CLR 34094	43
4	PAOZZ	5340-01-481-1672	4X630	863-830110	...STRAP,WEBBING,END WALL	21
5	PAOZZ	5340-01-481-2077	4X630	863-830130	...STRAP,WEBBING,END WALL,LONG	3
6	PAHZZ	5340-01-481-1677	4X630	863-000824	...STRAP,WEBBING,1 IN,BLK,HEAVY	35
7	PAHZZ	5340-01-481-1694	4X630	863-000508	...BUCKLE,SPRING CLAMP,1,BLK	38
8	PAHZZ	5325-01-481-2084	4X630	863-000712	...GROMMET,METALLIC,#5,5/8 ID	44
9	PAOZZ	5340-01-481-1674	4X630	863-830100	...STRAP,WEBBING,BOTTOM	14

END OF FIGURE





REPAIR PARTS AND SPECIAL TOOL LIST (RPSTL)  
 LAUNDRY ADVANCED SYSTEM (LADS)  
 NSN: 3510-01-463-0114  
 AUXILIARY EQUIPMENT INSTALLATION  
 REPAIR PARTS LIST

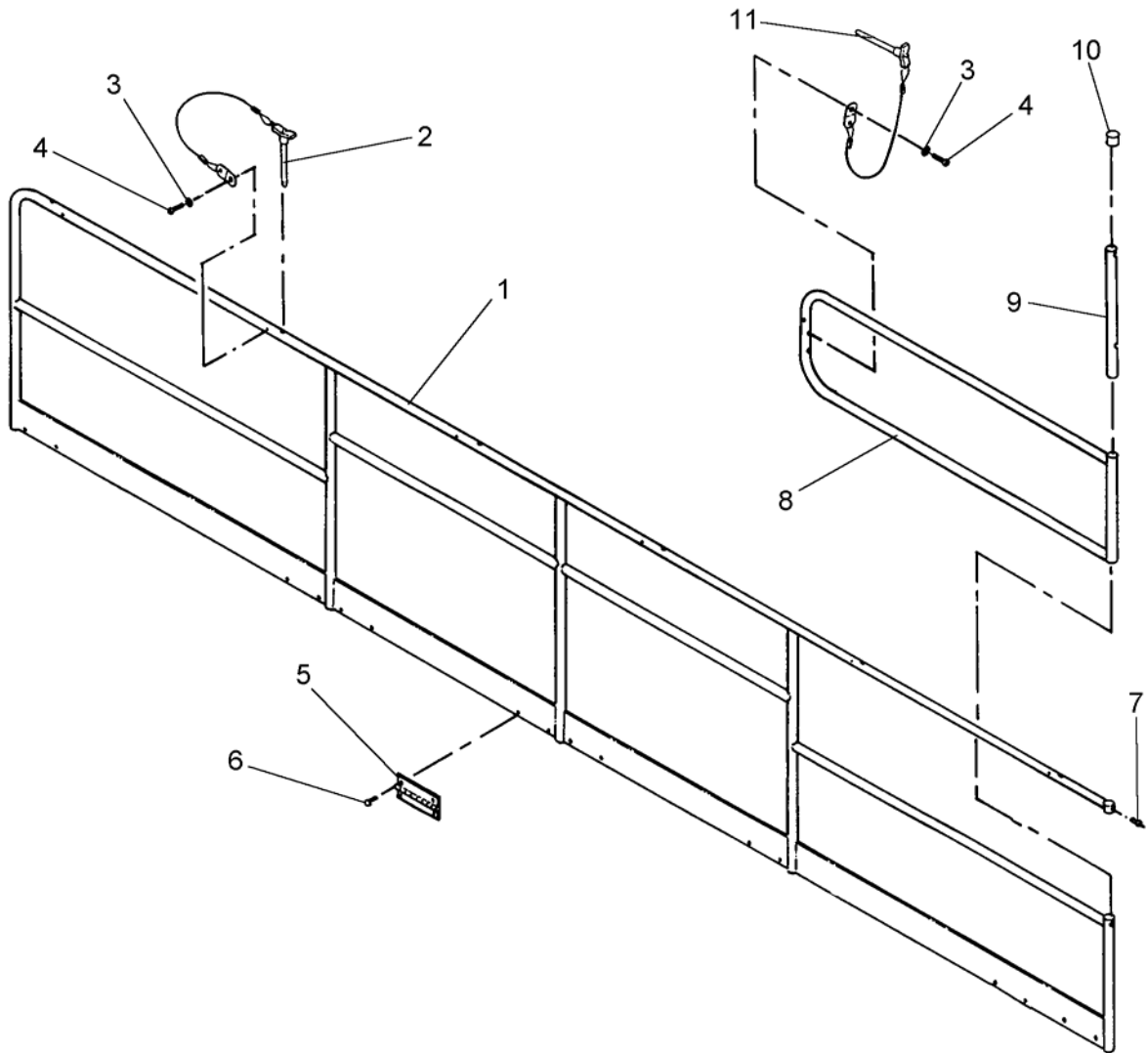


Figure 114. Railing Assembly, Main

(1) ITEM NO.	(2) SMR CODE	(3) NSN	(4) CAGEC	(5) PART NUMBER	(6) DESCRIPTION AND USABLE ON CODE (UOC)	(7) QTY
<b>GROUP 02 AUXILLARY EQUIPMENT INSTALLATION</b>						
<b>FIG. 114 RAILING ASSEMBLY, MAIN</b>						
1	XDHHH		4X630	863-810210	...RAILING WLDMT, LONG	1
2	PAOZZ	5315-01-481-2030	4X630	863-000553	...PIN, QUICK RELEASE, 1/4 DIA X 2 LG	6
3	PAOZZ	5310-00-543-5933	96906	MS35333-73	...WASHER, LOCK, INTERNAL TOOTH, #10	7
4	PAOZZ	5305-00-059-3657	96906	MS51958-61	...SCREW, MACHINE, PAN HD, #10-32 UNF X 3/8 LG	7
5	XDHZZ		4X630	863-810240	...HINGE, RAILING HINGE, RAILING	8
6	PAHZZ	5320-01-493-4538	4X630	863-000618	...RIVET, SOLID, DOMEHD, 1/4 DIA X 5/16 GRIP	16
7	PAOZZ	5320-01-493-5457	4X630	863-000620	...RIVET, BLIND, DOMEHD, 1/4 DIA X 5/16 GRIP	2
8	PAHHH	5340-01-493-5221	4X630	863-810220	...RAILING WLDMT, GATE	1
9	XDHZZ		4X630	863-810221	...HINGE, RAILING GATE	1
10	PAHZZ	4730-01-481-7879	4X630	863-000591	...PLUG, TUBE FITTING, T, 3/4 OD	1
11	PAOZZ	5315-01-481-2076	4X630	863-000556	...PIN, QUICK RELEASE, 3/8 DIA X 2-1/2 LG	1

END OF FIGURE



REPAIR PARTS AND SPECIAL TOOL LIST (RPSTL)  
 LAUNDRY ADVANCED SYSTEM (LADS)  
 NSN: 3510-01-463-0114  
 AUXILLARY EQUIPMENT INSTALLATION  
 REPAIR PARTS LIST

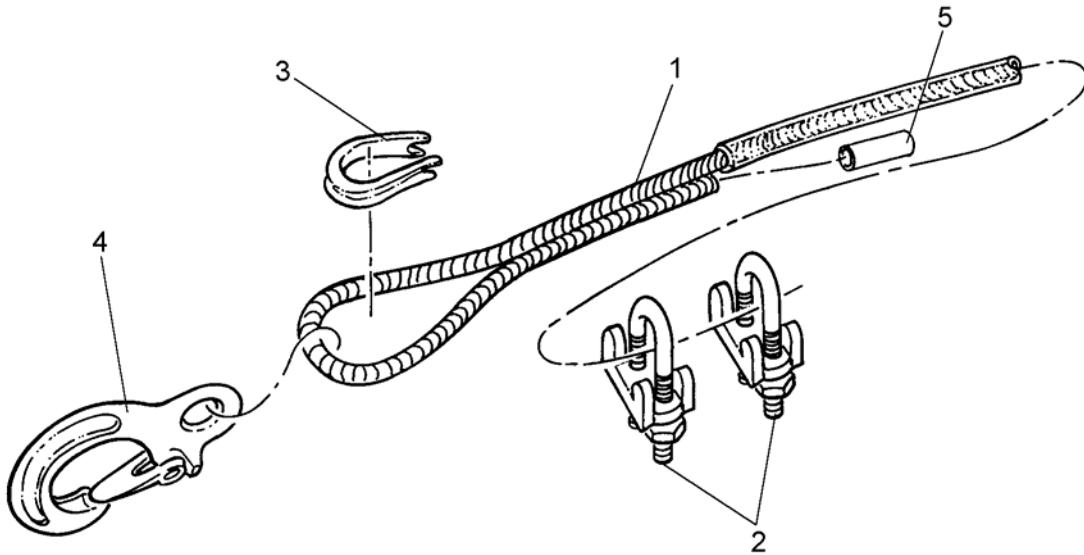


Figure 115. Cable Assembly, Winch

(1) ITEM NO.	(2) SMR CODE	(3) NSN	(4) CAGEC	(5) PART NUMBER	(6) DESCRIPTION AND USABLE ON CODE (UOC)	(7) QTY
<b>GROUP 02 AUXILLARY EQUIPMENT INSTALLATION</b>						
<b>FIG. 115 CABLE ASSEMBLY, WINCH</b>						
1	PAOZZ	4010-01-481-7080	4X630	863-000547	...ROPE,WIRE,VINYL COATED,5/16 IN DIA X 25 FT LG	25
2	PAOZZ	4030-00-243-4438	39428	3465T14	...CLAMP,WIRE ROPE,SADDLE,5/16 DIA	2
3	PAOZZ	4030-01-493-5769	4X630	863-000303	...THIMBLE,ROPE5/16 CABLE	1
4	PAOZZ	4030-01-481-7608	4X630	863-000324	...HOOK,HOIST	1
5	MOOZZ		4X630	863-710123-5	...TUBING,NONMETALLIC,SHRINKABL E,3/8 (MAKE FROM SHRINK TUBING 5T436/FPS-02	1
END OF FIGURE						





REPAIR PARTS AND SPECIAL TOOL LIST (RPSTL)  
LAUNDRY ADVANCED SYSTEM (LADS)  
NSN: 3510-01-463-0114  
ACCESSORIES INSTALLATION  
REPAIR PARTS LIST

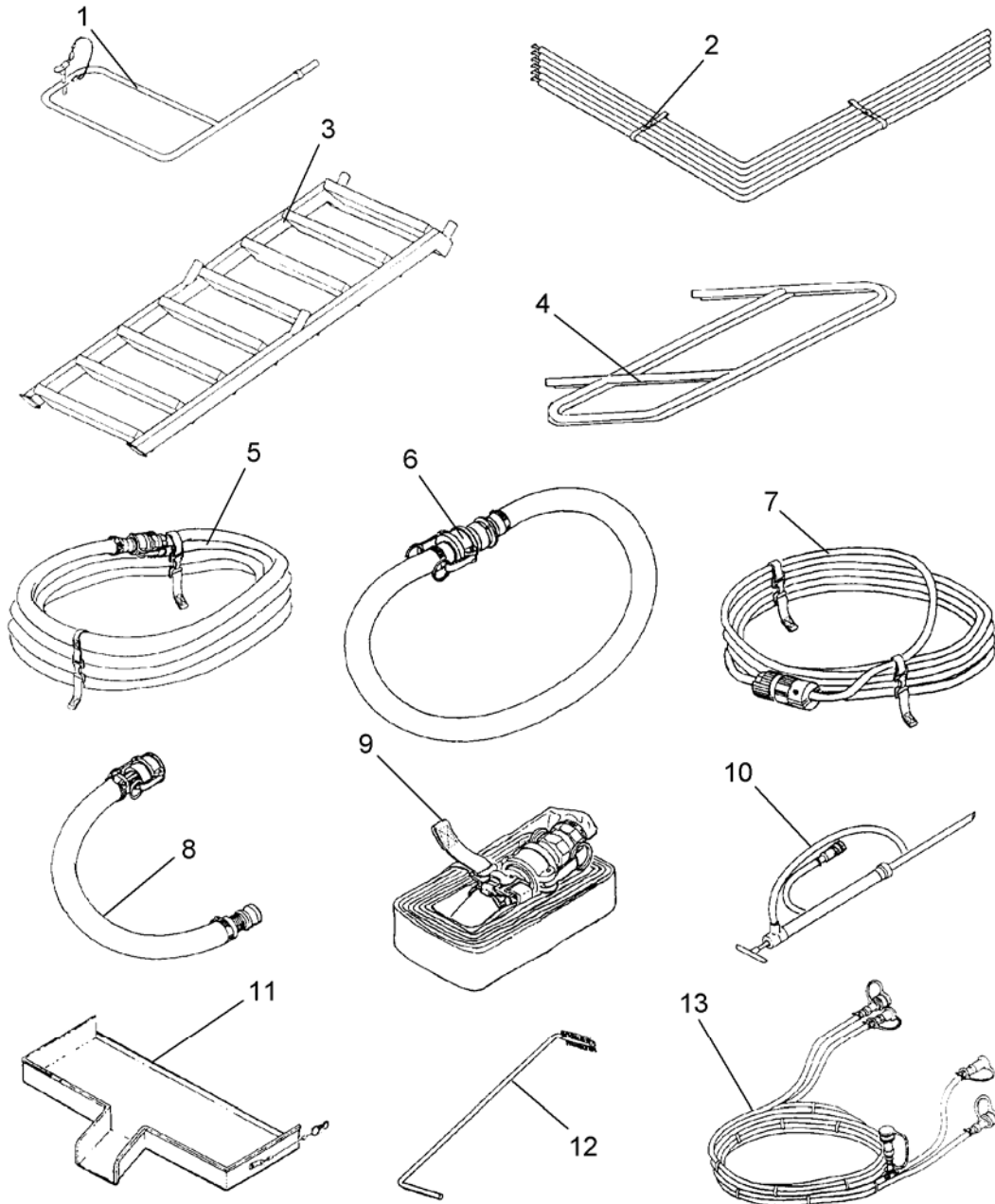


Figure 116. Accessories Installation (Sheet 1 of 2)

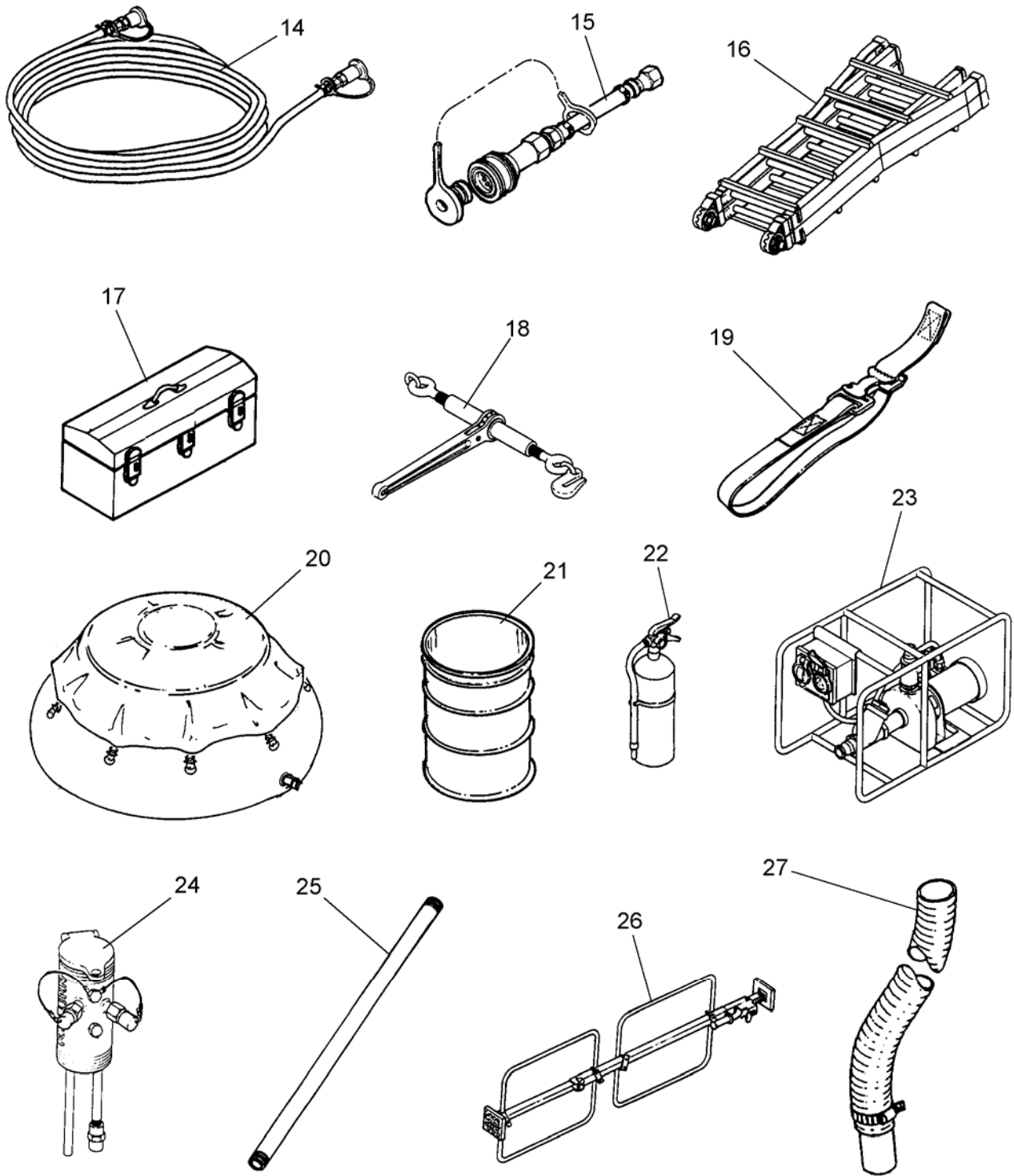


Figure 116. Accessories Installation (Sheet 2 of 2)

(1) ITEM NO.	(2) SMR CODE	(3) NSN	(4) CAGEC	(5) PART NUMBER	(6) DESCRIPTION AND USABLE ON CODE (UOC)	(7) QTY
<b>GROUP 03 ACCESSORIES INSTALLATION</b>						
<b>FIG. 116 ACCESSORIES INSTALLATION</b>						
1	AOOHH		4X630	863-810230	..RAILING ASSY,SHORT (REFER TO FIGURE 117 FOR BREAKDOWN)	1
2	AOOHH		4X630	863-830020	..SUPPORT ASSY,AWNG(REFER TO FIGURE 118 FOR BREAKDOWN)	6
3	AOOHH		4X630	863-840010	..STAIR ASSEMBLY(REFER TO FIGURE 119 FOR BREAKDOWN)	1
4	PAOHH	5340-01-493-5219	4X630	863-840030	..HANDRAIL,STAIRS	2
5	AOOOO		4X630	863-850100	..HOSE ASSY,WTR,50FT (REFER TO FIGURE 120 FOR BREAKDOWN)	3
6	AOOOO		4X630	863-850110	..HOSE ASSY,WTR,10FT (REFER TO FIGURE 121 FOR BREAKDOWN)	1
7	AOOOO		4X630	863-850120	..CABLE ASSY,PUMP(REFER TO FIGURE 122 FOR BREAKDOWN)	1
8	AOOOO		4X630	863-860100	..HOSE ASSY,DR,5 FT(REFER TO FIGURE 123 FOR BREAKDOWN)	1
9	AOOOO		4X630	863-860110	..HOSE ASSY,DR,50 FT (REFER TO FIGURE 124 FOR BREAKDOWN)	2
10	AOOOO		4X630	863-860040	..PUMP ASSY,ANTI-FM(REFER TO FIGURE 125 FOR BREAKDOWN)	1
11	AOOHH		4X630	863-860010	..SLUICE ASSEMBLY(REFER TO FIGURE 126 FOR BREAKDOWN)	1
12	PAOZZ	3510-01-481-3299	4X630	863-860030	..RAKE,STILLRAKE,STILL	1
13	AOOOO		4X630	863-870130	..HOSE ASSY,FUEL, 30FT (REFER TO FIGURE 127 FOR BREAKDOWN)	1
14	AOOOO		4X630	863-870110	..HOSE ASSY,FUEL,25FT (REFER TO FIGURE 128 FOR BREAKDOWN)	1
15	AOOOO		4X630	863-870120	..ADAPTER ASSY,FUEL HOSE (REFER TO FIGURE 129 FOR BREAKDOWN)	1
16	PAOZZ	5440-01-481-3355	4X630	863-000536	..LADDER,EXTENSION	1
17	AOOOO		4X630	863-880020	..TOOL KIT ASSY,OPERATOR (REFER TO FIGURE 130 FOR BREAKDOWN)	1
18	PAOZZ	3990-01-481-3300	4X630	863-890010	..BINDER,LOAD,DRUM TIE-DOWN	4
19	PAOZZ	5340-01-481-3353	4X630	863-890030	..STRAP,WEBBING,ACCESSORY STOWAGE	12
20	XDOHH	5430-01-359-4774	05476	90074	..TANK,FABRIC,COLLAPSIBLE	1
21	PAOZZ	8110-00-292-9783	81348	PPP-D-729	..DRUM,SHIPPING AND STORAGE,55- GALLON	1
22	PAOZZ	4210-00-889-2491	12115	SC4210-0001	..EXTINGUISHER,FIRE,10 LB,ABC	1
23	XDOHF	4320-01-245-6936	81337	6-1-9932	..PUMP UNIT,CENTRIFUGAL	1
24	XDOHO	4510-01-214-9139	81337	6-1-6274	..ADAPTER ASSEMBLY,DRUM FILL,FUEL	1
25	PAOZZ	4710-01-493-4683	4X630	863-870140	..EXTENSION,DRUM ADAPTER	1
26	AOOOO		4X630	863-820200	..STABILIZER BAR ASSY(REFER TO FIGURE 131 FOR BREAKDOWN)	2
27	AOOOO		4X630	863-900010	..EXTENSION,EXHAUST(REFER TO FIGURE 132 FOR BREAKDOWN)	1
END OF FIGURE						





---

REPAIR PARTS AND SPECIAL TOOL LIST (RPSTL)  
LAUNDRY ADVANCED SYSTEM (LADS)  
NSN: 3510-01-463-0114  
ACCESSORIES INSTALLATION  
REPAIR PARTS LIST

---

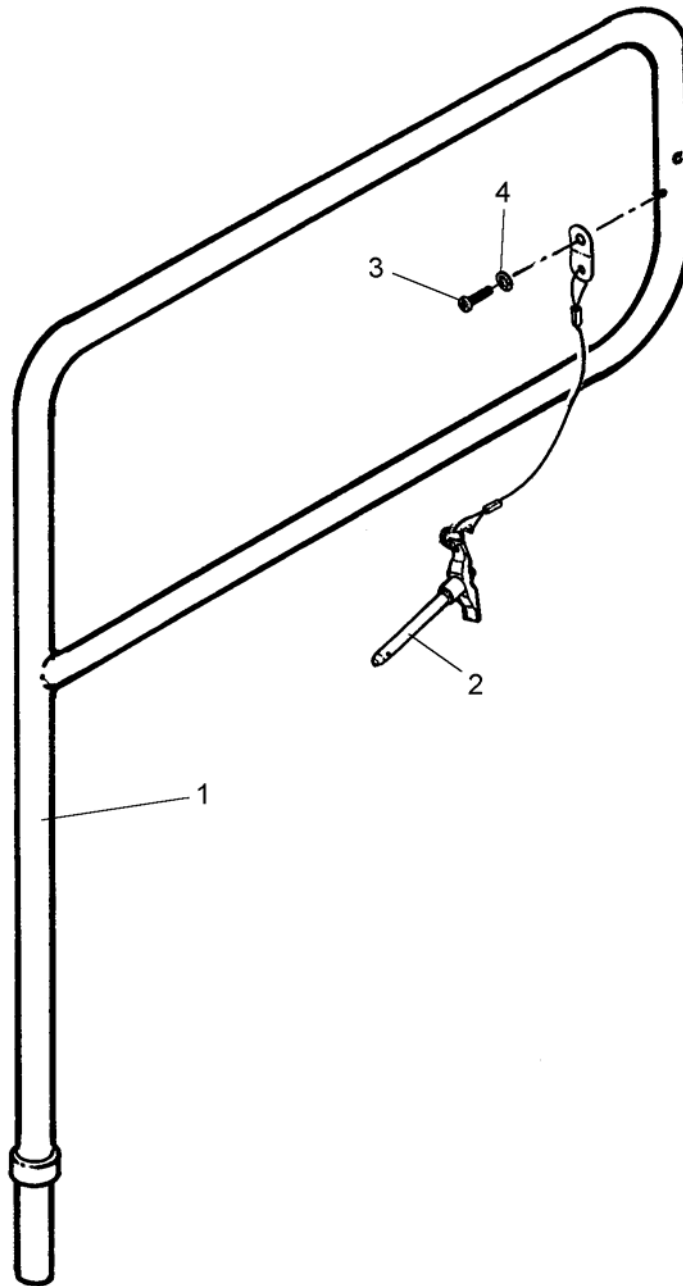


Figure 117. Railing Assembly, Short

(1) ITEM NO.	(2) SMR CODE	(3) NSN	(4) CAGEC	(5) PART NUMBER	(6) DESCRIPTION AND USABLE ON CODE (UOC)	(7) QTY
<b>GROUP 03 ACCESSORIES INSTALLATION</b>						
<b>FIG. 117 RAILING ASSEMBLY, SHORT</b>						
1	PAOHH	5240-01-493-5223	4X630	863-810231	...RAILING WELDMENT,SHORT	1
2	PAOZZ	5315-01-506-3566	4X630	863-000247	...PIN,QUICK RELEASE,3/8 DIA X 2 LG	1
3	PAOZZ	5305-00-059-3657	96906	MS51958-61	...SCREW,MACHINE,PAN HD,#10-32 UNF X 3/8 LG	1
4	PAOZZ	5310-00-543-5933	96906	MS35333-73	...WASHER,LOCK,INTERNAL TOOTH,#10	1

END OF FIGURE







---

REPAIR PARTS AND SPECIAL TOOL LIST (RPSTL)  
LAUNDRY ADVANCED SYSTEM (LADS)  
NSN: 3510-01-463-0114  
ACCESSORIES INSTALLATION  
REPAIR PARTS LIST

---

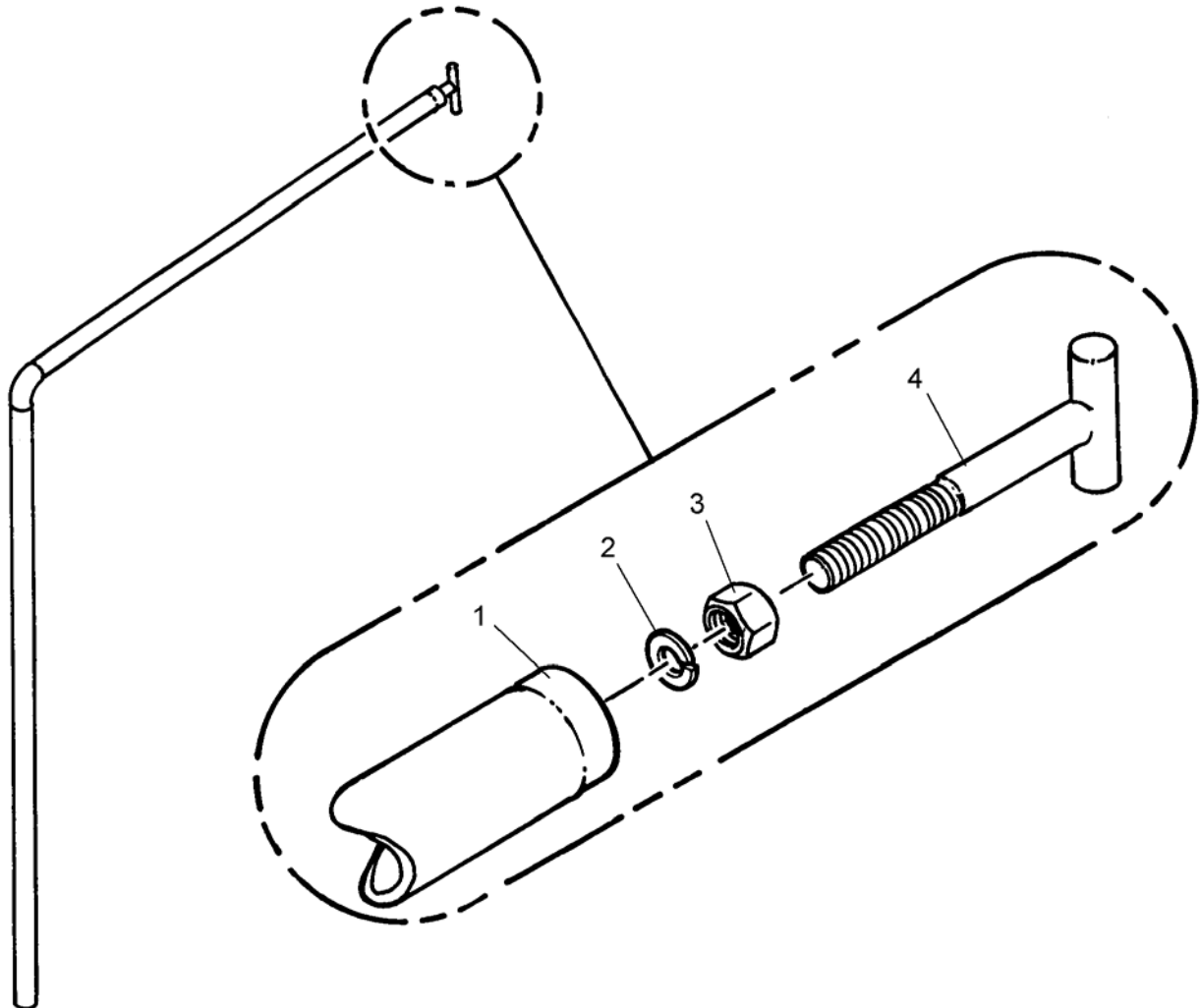


Figure 118. Support Assembly, Awning

(1) ITEM NO.	(2) SMR CODE	(3) NSN	(4) CAGEC	(5) PART NUMBER	(6) DESCRIPTION AND USABLE ON CODE (UOC)	(7) QTY
<b>GROUP 03 ACCESSORIES INSTALLATION</b>						
<b>FIG. 118 SUPPORT ASSEMBLY, AWNING</b>						
1	PAOHH	5340-01-493-4354	4X630	863-830021	...SUPPORT,AWNING	6
2	PAOZZ	5310-00-984-7042	96906	MS35338-141	...WASHER,LOCK,SPLIT,3/8	6
3	PAOZZ	5310-00-913-8881	96906	MS51971-3	...NUT,PLAIN,HEXAGONHEAD,3/8-16 UNC	6
4	PAOZZ	5306-01-481-2392	4X630	863-830022	...BOLT,TEE HEAD	6

END OF FIGURE





REPAIR PARTS AND SPECIAL TOOL LIST (RPSTL)  
 LAUNDRY ADVANCED SYSTEM (LADS)  
 NSN: 3510-01-463-0114  
 ACCESSORIES INSTALLATION  
 REPAIR PARTS LIST

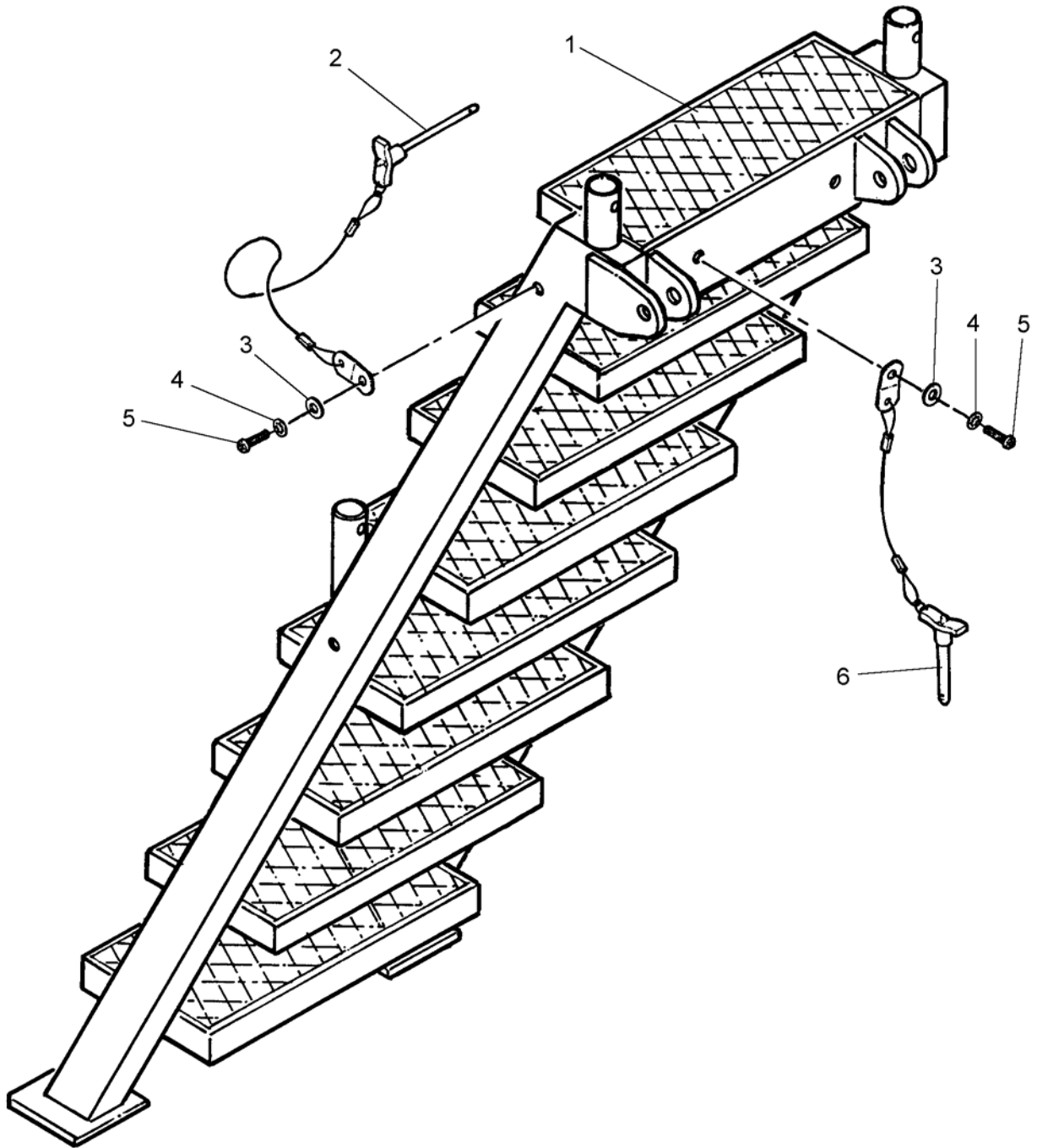


Figure 119. Stair Assembly

(1) ITEM NO.	(2) SMR CODE	(3) NSN	(4) CAGEC	(5) PART NUMBER	(6) DESCRIPTION AND USABLE ON CODE (UOC)	(7) QTY
<b>GROUP 03 ACCESSORIES INSTALLATION</b>						
<b>FIG. 119 STAIR ASSEMBLY</b>						
1	PAOHH	5440-01-507-0204	4X630	863-840020	...LADDER, SAFETY STEP, PLATFORM ACCESS	1
2	PAOZZ	5315-01-481-2393	4X630	863-000554	...PIN,QUICK RELEASE,1/4 DIA X 1-3/4 LG	4
3	PAOZZ	5310-00-619-1148	96906	MS15795-808	...WASHER,FLAT,#10	6
4	PAOZZ	5310-00-543-5933	96906	MS35333-73	...WASHER,LOCK,INTERNAL TOOTH,#10	6
5	PAOZZ	5305-00-059-3659	96906	MS51958-63	...SCREW,MACHINE,PAN HD,#10-32 UNF X 1/2 LG	6
6	PAOZZ	5315-01-481-2394	4X630	863-000559	...PIN,QUICK RELEASE,3/8 DIA X 1-1/4 LG	2
END OF FIGURE						





REPAIR PARTS AND SPECIAL TOOL LIST (RPSTL)  
 LAUNDRY ADVANCED SYSTEM (LADS)  
 NSN: 3510-01-463-0114  
 ACCESSORIES INSTALLATION  
 REPAIR PARTS LIST

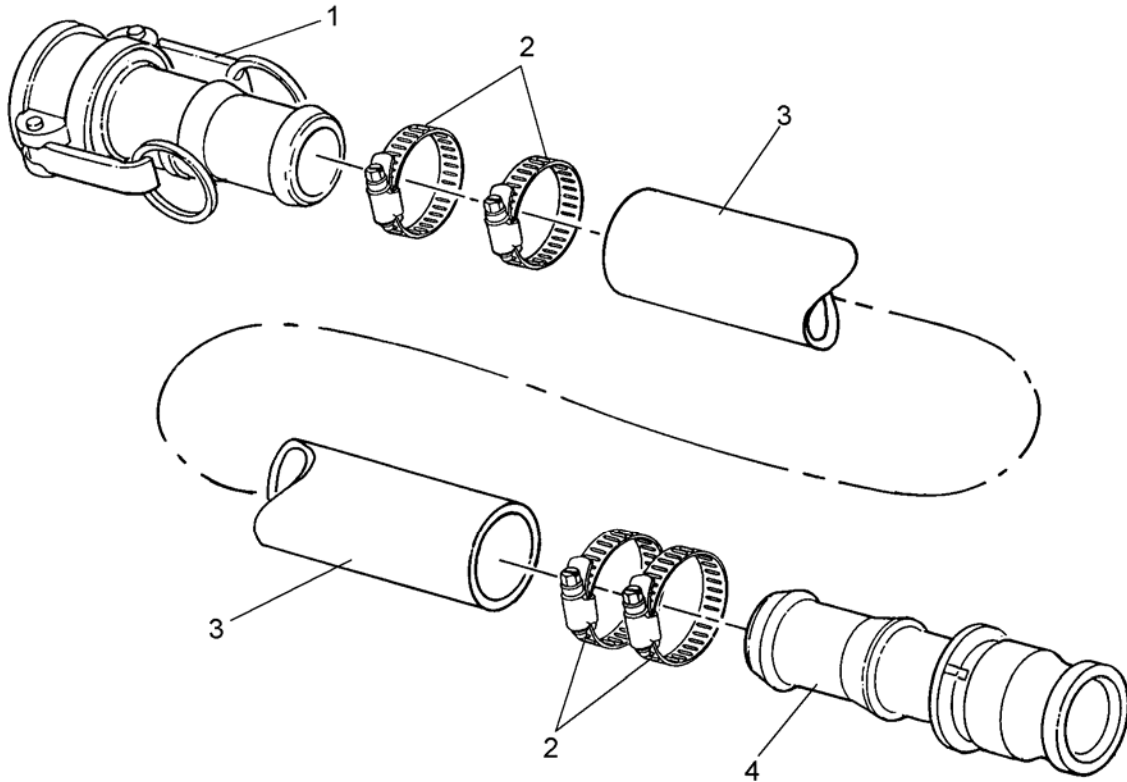


Figure 120. Hose Assembly, Water, 50 Ft

(1) ITEM NO.	(2) SMR CODE	(3) NSN	(4) CAGEC	(5) PART NUMBER	(6) DESCRIPTION AND USABLE ON CODE (UOC)	(7) QTY
<b>GROUP 03 ACCESSORIES INSTALLATION</b>						
<b>FIG. 120 HOSE ASSEMBLY, WATER, 50 FT</b>						
1	PAOZZ	4730-01-481-3817	4X630	863-000448	...COUPLING HALF, QUICKCONNECT, TYPE C, 1-1/2	1
2	PAOZZ	4730-01-481-7670	4X630	863-000470	...CLAMP, HOSE, 1-7/16 TO 2 ID	4
3	MOOZZ	4720-01-481-7217	4X630	863-850100-4	...HOSE, NONMETALLIC, POTABLE WATER, 1-1/2 ID (MAKE FROM HOSE 59524/SPEC-2840, 1-1/2	1
4	PAOZZ	4730-01-481-6101	4X630	863-000452	...COUPLING HALF, QUICKCONNECT, TYPE E, 1-1/2	1

END OF FIGURE



REPAIR PARTS AND SPECIAL TOOL LIST (RPSTL)  
 LAUNDRY ADVANCED SYSTEM (LADS)  
 NSN: 3510-01-463-0114  
 ACCESSORIES INSTALLATION  
 REPAIR PARTS LIST

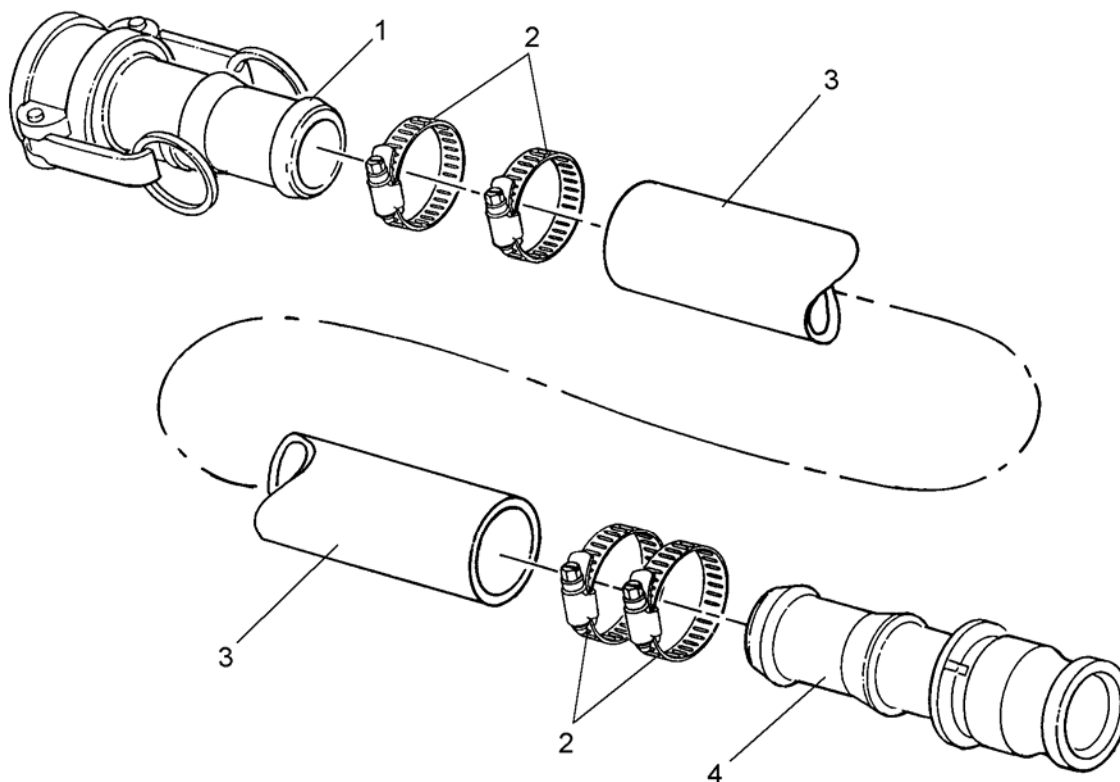


Figure 121. Hose Assembly, Water, 10 Ft

(1) ITEM NO.	(2) SMR CODE	(3) NSN	(4) CAGEC	(5) PART NUMBER	(6) DESCRIPTION AND USABLE ON CODE (UOC)	(7) QTY
<b>GROUP 03 ACCESSORIES INSTALLATION</b>						
<b>FIG. 121 HOSE ASSEMBLY, WATER, 10 FT</b>						
1	PAOZZ	4730-01-481-3817	4X630	863-000448	...COUPLING HALF,QUICKCONNECT,TYPE C,1-1/2	1
2	PAOZZ	4730-01-481-7670	4X630	863-000470	...CLAMP,HOSE,1-7/16 TO 2 ID	4
3	MOOZZ	4720-01-481-4267	4X630	863-850110-4	...HOSE,NONMETALLIC,SUCTION,1-1/2 ID (MAKE FROM HOSE 24161/4686-204	1
4	PAOZZ	4730-01-481-6101	4X630	863-000452	...COUPLING HALF,QUICKCONNECT,TYPE E,1-1/2	1

END OF FIGURE



REPAIR PARTS AND SPECIAL TOOL LIST (RPSTL)  
 LAUNDRY ADVANCED SYSTEM (LADS)  
 NSN: 3510-01-463-0114  
 ACCESSORIES INSTALLATION  
 REPAIR PARTS LIST

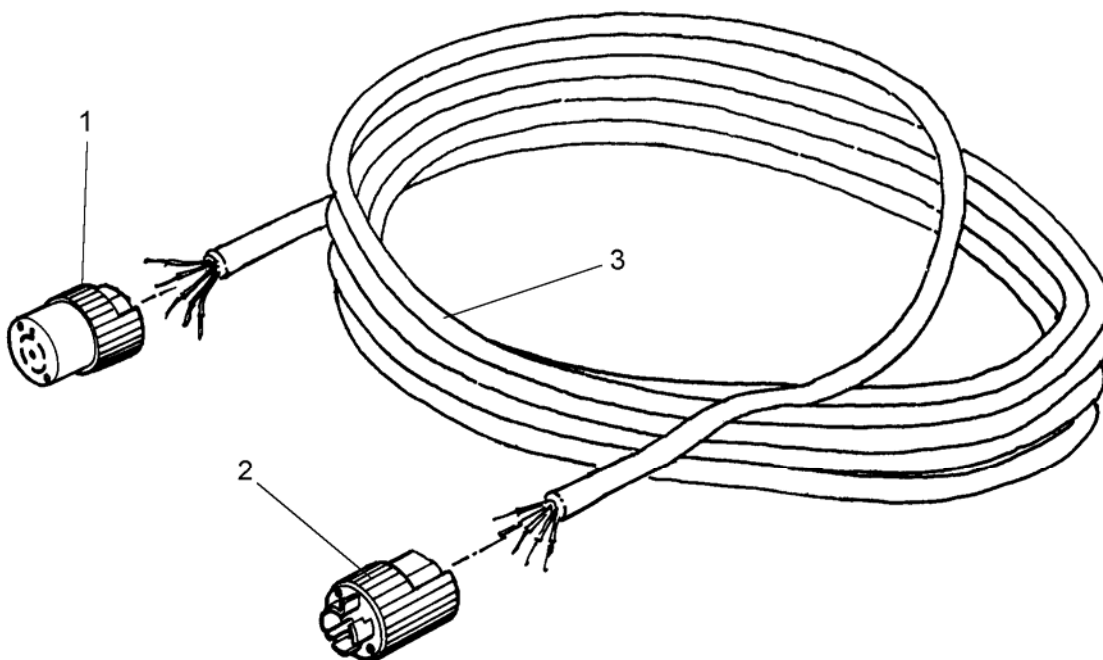


Figure 122. Cable Assembly, Pump

(1) ITEM NO.	(2) SMR CODE	(3) NSN	(4) CAGEC	(5) PART NUMBER	(6) DESCRIPTION AND USABLE ON CODE (UOC)	(7) QTY
<b>GROUP 03 ACCESSORIES INSTALLATION</b>						
<b>FIG. 122 CABLE ASSEMBLY, PUMP</b>						
1	PAOZZ	5935-01-136-4017	4X630	863-000202	...CONNECTOR, PLUG, ELEC	1
2	PAOZZ	5935-01-122-3249	74545	2513	...CONNECTOR, PLUG, ELEC	1
3	MOOZZ		4X630	863-850120-3	...CABLE, SPECIAL PURPOSE, 12 AWG, 5 COND, SOW (MAKE FROM CORD 7X667/SOW125)	1
END OF FIGURE						



REPAIR PARTS AND SPECIAL TOOL LIST (RPSTL)  
 LAUNDRY ADVANCED SYSTEM (LADS)  
 NSN: 3510-01-463-0114  
 ACCESSORIES INSTALLATION  
 REPAIR PARTS LIST

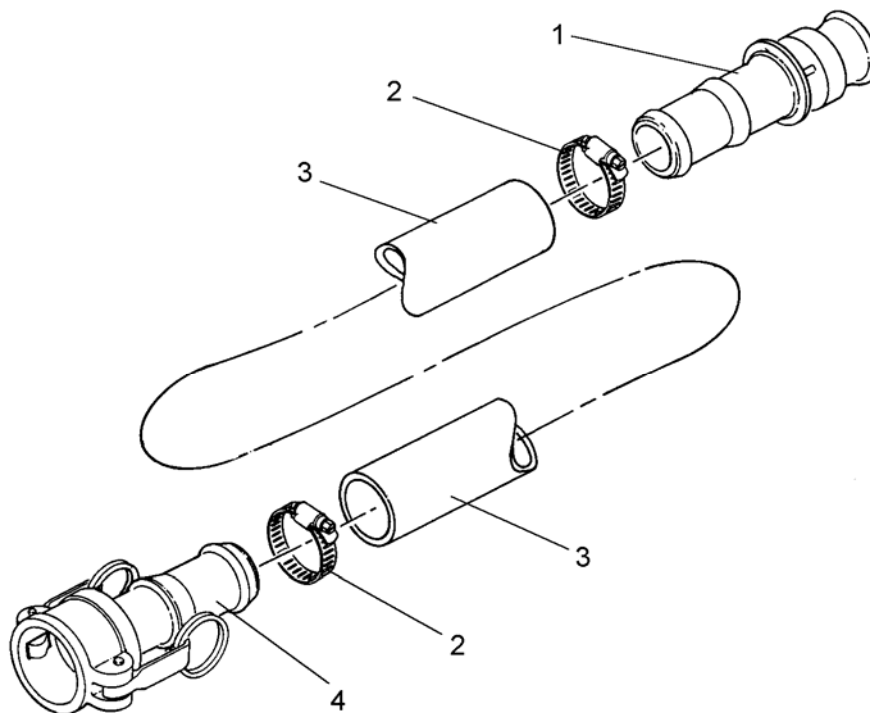


Figure 123. Hose Assembly, Drain, 5 Ft

(1) ITEM NO.	(2) SMR CODE	(3) NSN	(4) CAGEC	(5) PART NUMBER	(6) DESCRIPTION AND USABLE ON CODE (UOC)	(7) QTY
<b>GROUP 03 ACCESSORIES INSTALLATION</b>						
<b>FIG. 123 HOSE ASSEMBLY, DRAIN, 5 FT</b>						
1	PAOZZ	4730-01-481-6095	4X630	863-000453	...COUPLING HALF, QUICKCONNECT, TYPE E, 2-1/2	1
2	PAOZZ	4730-01-200-8460	81646	6364	...CLAMP, HOSE, 2-9/16 TO 3-1/2	2
3	MOOZZ	4720-01-493-4528	4X630	863-860100-4	...HOSE, SUCTION, 2-1/2, SUCTION, 2-1/2 IN ID (MAKE FROM HOSE 24161/4686- 0205	1
4	PAOZZ	4730-01-481-6100	4X630	863-000449	...COUPLING HALF, QUICKCONNECT, TYPE C, 2-1/2	1

END OF FIGURE





REPAIR PARTS AND SPECIAL TOOL LIST (RPSTL)  
 LAUNDRY ADVANCED SYSTEM (LADS)  
 NSN: 3510-01-463-0114  
 ACCESSORIES INSTALLATION  
 REPAIR PARTS LIST

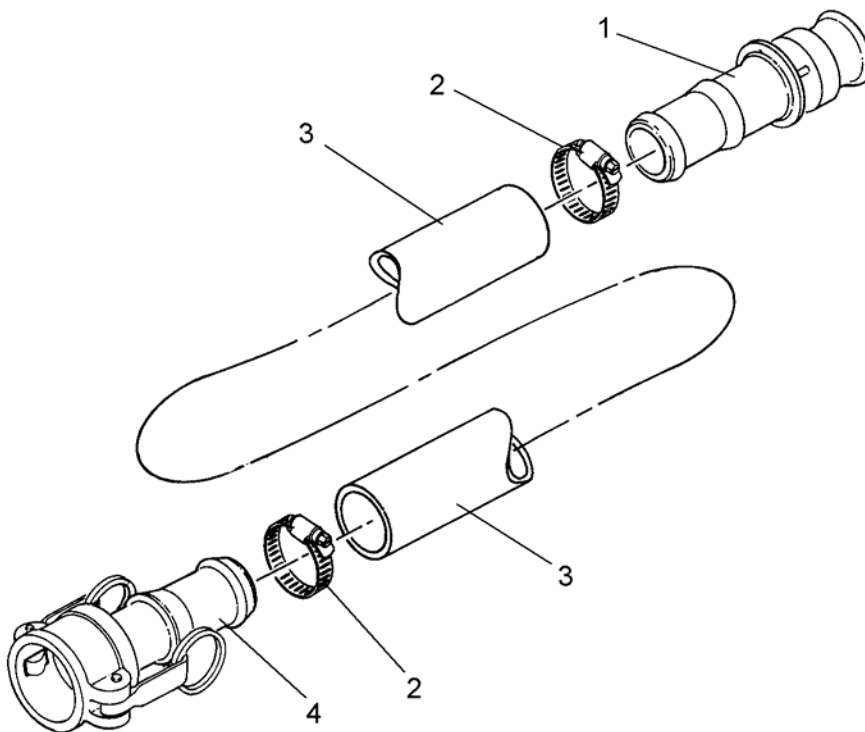


Figure 124. Hose Assembly, Drain, 50 Ft

(1) ITEM NO.	(2) SMR CODE	(3) NSN	(4) CAGEC	(5) PART NUMBER	(6) DESCRIPTION AND USABLE ON CODE (UOC)	(7) QTY
<b>GROUP 03 ACCESSORIES INSTALLATION</b>						
<b>FIG. 124 HOSE ASSEMBLY, DRAIN, 50 FT</b>						
1	PAOZZ	4730-01-481-6095	4X630	863-000453	...COUPLING HALF,QUICKCONNECT,TYPE E,2-1/2	1
2	PAOZZ	4730-01-200-8460	81646	6364	...CLAMP,HOSE,2-9/16 TO 3-1/2	2
3	MOOZZ		4X630	863-860110-4	...HOSE,NONMETALLIC,LAYFLAT,2.95 IN ID (MAKE FROM HOSE 39428/5295K2)	1
4	PAOZZ	4730-01-481-6100	4X630	863-000449	...COUPLING HALF,QUICKCONNECT,TYPE C,2-1/2	1
END OF FIGURE						



REPAIR PARTS AND SPECIAL TOOL LIST (RPSTL)  
 LAUNDRY ADVANCED SYSTEM (LADS)  
 NSN: 3510-01-463-0114  
 ACCESSORIES INSTALLATION  
 REPAIR PARTS LIST

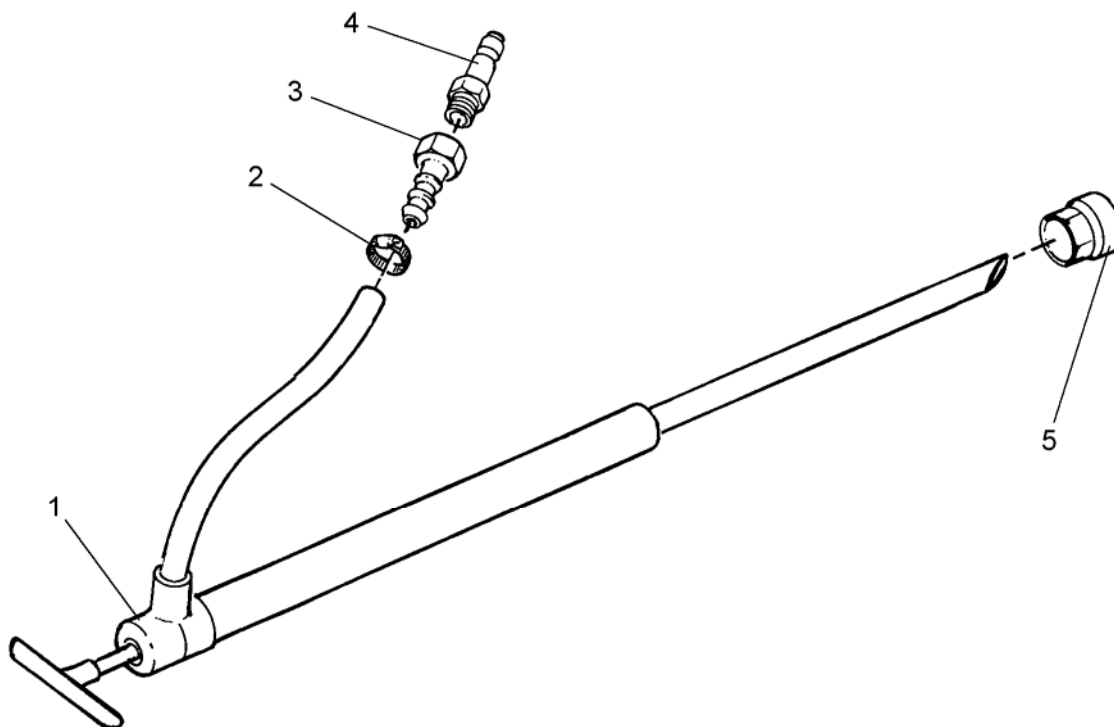


Figure 125. Pump Assembly, Anti-Foam

(1) ITEM NO.	(2) SMR CODE	(3) NSN	(4) CAGEC	(5) PART NUMBER	(6) DESCRIPTION AND USABLE ON CODE (UOC)	(7) QTY
<b>GROUP 03 ACCESSORIES INSTALLATION</b>						
<b>FIG. 125 PUMP ASSEMBLY, ANTI- FOAM</b>						
1	PAOZZ	4930-01-506-2824	4X630	863-000288	...DISPENSING PUMP,HAND DRIVEN,4 OZ STROKE,ANTI-FOAM	1
2	PAOZZ	4730-01-481-4521	4X630	863-000492	...CLAMP,HOSE,7/16 TO 25/32	1
3	PAOZZ	4730-01-506-2975	39428	5346K35	...ADAPTER,STRAIGHT,PIPE,3/8 BARB X 1/4 FNPT	1
4	PAOZZ	4730-01-481-6111	4X630	863-000612	...COUPLING,PIPE,QUICK- DISCONNECT,1/2 TUBE X 3/8	1
5	PAOZZ	7240-01-506-7080	4X630	863-000289	...SPOUT,CAN,FLEXIBLE	1

END OF FIGURE



REPAIR PARTS AND SPECIAL TOOL LIST (RPSTL)  
 LAUNDRY ADVANCED SYSTEM (LADS)  
 NSN: 3510-01-463-0114  
 ACCESSORIES INSTALLATION  
 REPAIR PARTS LIST

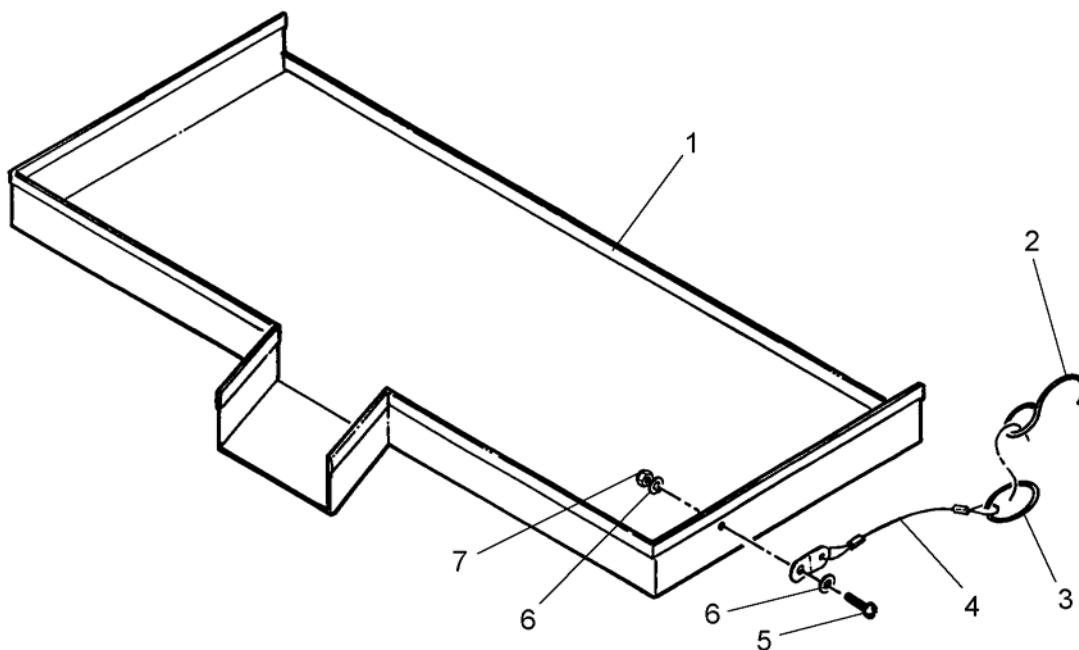


Figure 126. Sluice Assembly

(1) ITEM NO.	(2) SMR CODE	(3) NSN	(4) CAGEC	(5) PART NUMBER	(6) DESCRIPTION AND USABLE ON CODE (UOC)	(7) QTY
<b>GROUP 03 ACCESSORIES INSTALLATION</b>						
<b>FIG. 126 SLUICE ASSEMBLY</b>						
1	PAOHH	5340-01-493-4403	4X630	863-860020	...SLUICE, STILL	1
2	PAOZZ	4030-01-481-7650	4X630	863-000600	...HOOK, CHAIN, S	2
3	PAOZZ	5340-01-481-2391	4X630	863-000542	...HOLDER, KEY, 2 IN OD	2
4	PAOZZ	4020-01-481-1699	4X630	863-000309	...FIBER ROPE ASSEMBLY	2
5	PAOZZ	5305-00-059-3659	96906	MS51958-63	...SCREW, MACHINE, PAN HD, #10-32 UNF X 1/2 LG	2
6	PAOZZ	5310-00-619-1148	96906	MS15795-808	...WASHER, FLAT, #10	4
7	PAOZZ	5310-00-926-1835	96906	MS21083-C3	...NUT, SELF-LOCKING, HEX HD, #10-32 UNF	2

END OF FIGURE





REPAIR PARTS AND SPECIAL TOOL LIST (RPSTL)  
LAUNDRY ADVANCED SYSTEM (LADS)  
NSN: 3510-01-463-0114  
ACCESSORIES INSTALLATION  
REPAIR PARTS LIST

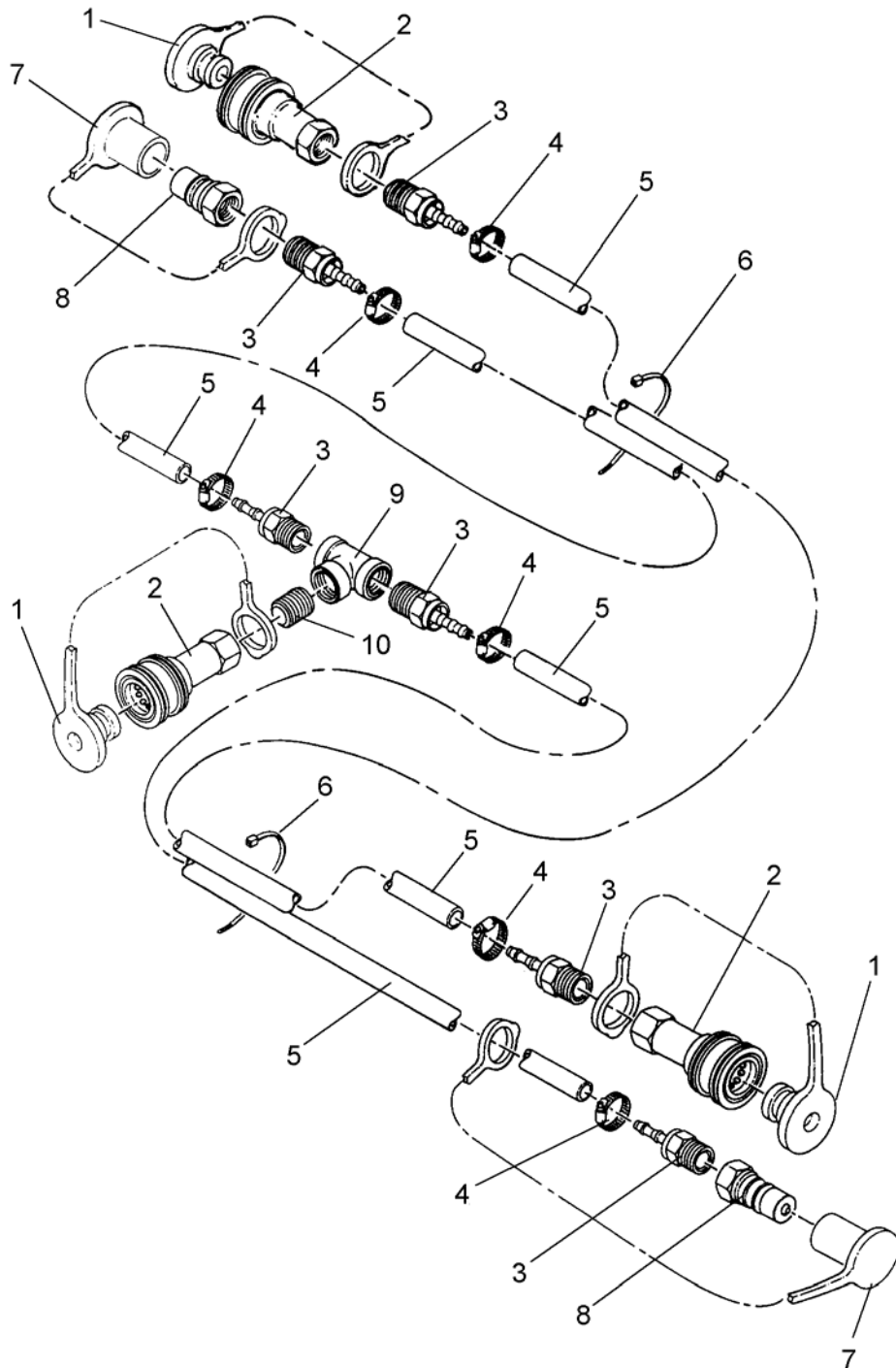


Figure 127. Hose Assembly, .30 Ft



(1) ITEM NO.	(2) SMR CODE	(3) NSN	(4) CAGEC	(5) PART NUMBER	(6) DESCRIPTION AND USABLE ON CODE (UOC)	(7) QTY
<b>GROUP 03 ACCESSORIES INSTALLATION</b>						
<b>FIG. 127 HOSE ASSEMBLY, 30 FT</b>						
1	PAOZZ	5340-01-481-7575	4X630	863-000676	...CAP,PROTECTIVE,DUST	3
2	PAOZZ	4730-01-481-6854	4X630	863-000675	...COUPLING ASSEMBLY,QUICK- CONNECT,SOCKET,3/8IN	3
3	PAOZZ	4730-00-995-3527	93061	125HBL-6-6	...ADAPTER,STRAIGHT,PIPE,3/8 BARB X 3/8 MNPT	6
4	PAOZZ	4730-01-481-7534	4X630	863-000491	...CLAMP,HOSE,3/8 TO 5/8	6
5	MOOZZ		4X630	863-870130-11	...HOSE,NONMETALLIC,3/8 ID,SAE30R (MAKE FROM HOSE 50948/5155-6)	1
6	PAOZZ	4020-01-242-0582	39428	7134K2	...STRAP,TIEDOWN,ELECTRICAL,6 LG	15
7	PAOZZ	5340-01-481-2254	4X630	863-000674	...CAP SET,PROTECTIVE,,DUST	2
8	PAOZZ	4730-01-481-6852	4X630	863-000405	...PLUG,TUBE FITTING,T,QUICK- CONNECT,PLUG,3/8	2
9	PAOZZ	4730-01-481-5886	4X630	863-000341	...TEE,PIPE,3/8 NPT	1
10	PAOZZ	4730-00-222-1838	39428	4568K151	...NIPPLE,PIPE,3/8 NPT X CLOSE	1

END OF FIGURE



REPAIR PARTS AND SPECIAL TOOL LIST (RPSTL)  
 LAUNDRY ADVANCED SYSTEM (LADS)  
 NSN: 3510-01-463-0114  
 ACCESSORIES INSTALLATION  
 REPAIR PARTS LIST

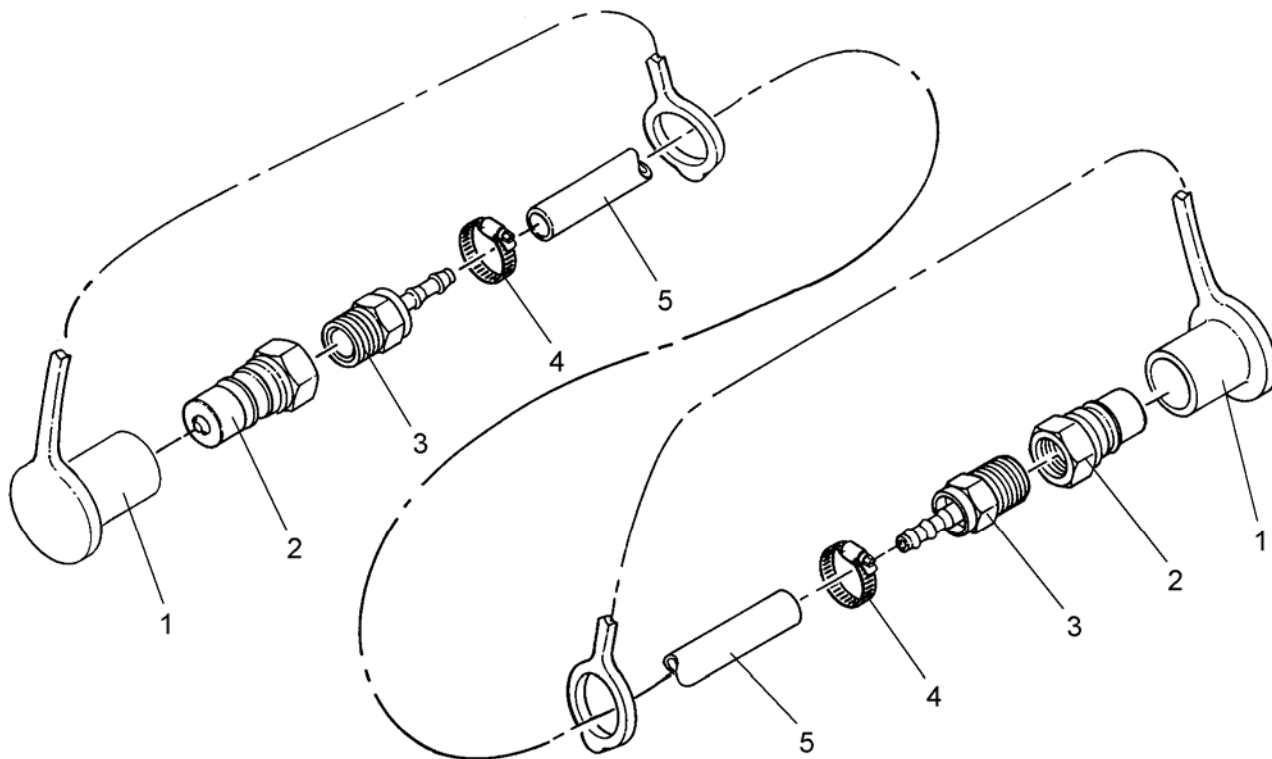


Figure 128. Hose Assembly, 25 Ft

(1) ITEM NO.	(2) SMR CODE	(3) NSN	(4) CAGEC	(5) PART NUMBER	(6) DESCRIPTION AND USABLE ON CODE (UOC)	(7) QTY
<b>GROUP 03 ACCESSORIES INSTALLATION</b>						
<b>FIG. 128 HOSE ASSEMBLY, 25 FT</b>						
1	PAOZZ	5340-01-481-2254	4X630	863-000674	...CAP SET,PROTECTIVE,,DUST	2
2	PAOZZ	4730-01-481-6852	4X630	863-000405	...PLUG,TUBE FITTING,T,QUICK-CONNECT,PLUG,3/8	2
3	PAOZZ	4730-01-481-6013	4X630	863-000252	...ADAPTER,STRAIGHT,PIPE,1/4 BARB X 3/8 MNPT	2
4	PAOZZ	4730-01-481-7534	4X630	863-000491	...CLAMP,HOSE,3/8 TO 5/8	2
5	MOOZZ		4X630	863-870110-4	...HOSE ASSEMBLY,NONME,1/4 ID,SAE30R (MAKE FROM HOSE 50948/5155-4)	1

END OF FIGURE



REPAIR PARTS AND SPECIAL TOOL LIST (RPSTL)  
 LAUNDRY ADVANCED SYSTEM (LADS)  
 NSN: 3510-01-463-0114  
 ACCESSORIES INSTALLATION  
 REPAIR PARTS LIST

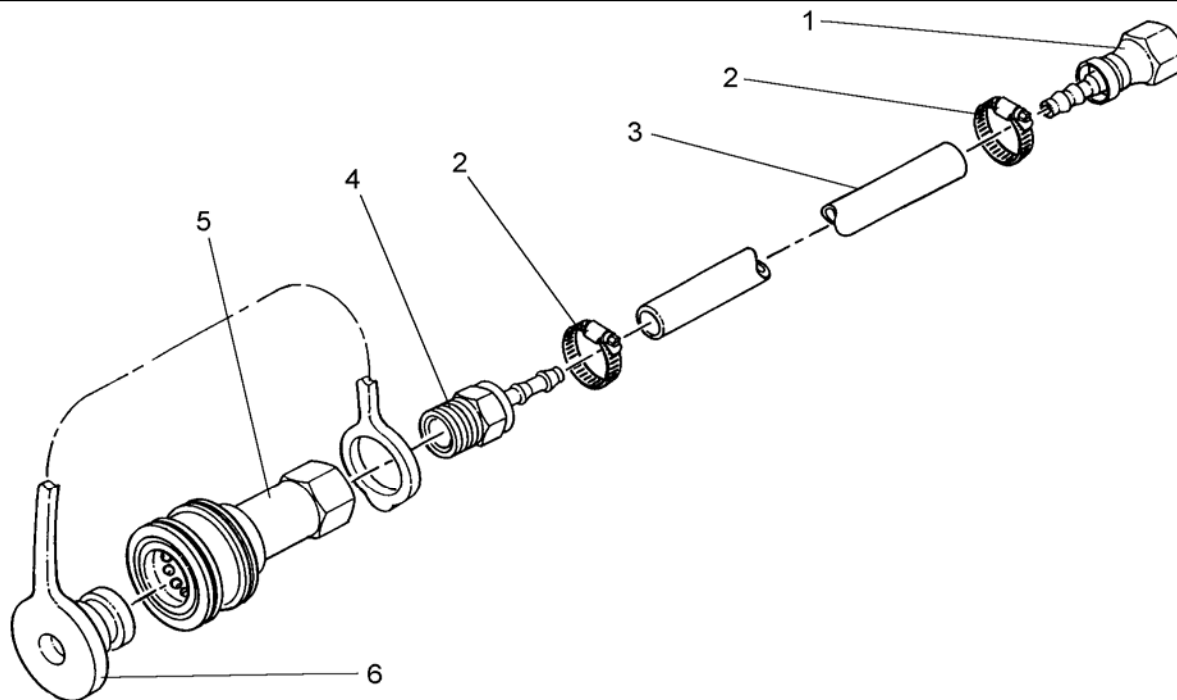


Figure 129. Adapter Assembly, Fuel Hose

(1) ITEM NO.	(2) SMR CODE	(3) NSN	(4) CAGEC	(5) PART NUMBER	(6) DESCRIPTION AND USABLE ON CODE (UOC)	(7) QTY
<b>GROUP 03 ACCESSORIES INSTALLATION</b>						
<b>FIG. 129 ADAPTER ASSEMBLY, FUEL HOSE</b>						
1	PAOZZ	4730-01-481-5457	4X630	863-000720	...ADAPTER,STRAIGHT,TUBE,5/16 TUBE X 1/4 BARB	1
2	PAOZZ	4730-01-481-7534	4X630	863-000491	...CLAMP,HOSE,3/8 TO 5/8	2
3	MOOZZ		4X630	863-870120-5	...HOSE ASSEMBLY,NONME,1/4 ID,SAE30R (MAKE FROM HOSE 50948/5155-4)	1
4	PAOZZ	4730-01-481-6013	4X630	863-000252	...ADAPTER,STRAIGHT,PIPE,1/4 BARB X 3/8 MNPT	1
5	PAOZZ	4730-01-481-6854	4X630	863-000675	...COUPLING ASSEMBLY,QUICK- CONNECT,SOCKET,3/8IN	1
6	PAOZZ	5340-01-481-7575	4X630	863-000676	...CAP,PROTECTIVE,DUST	1

END OF FIGURE





REPAIR PARTS AND SPECIAL TOOL LIST (RPSTL)  
LAUNDRY ADVANCED SYSTEM (LADS)  
NSN: 3510-01-463-0114  
ACCESSORIES INSTALLATION  
REPAIR PARTS LIST

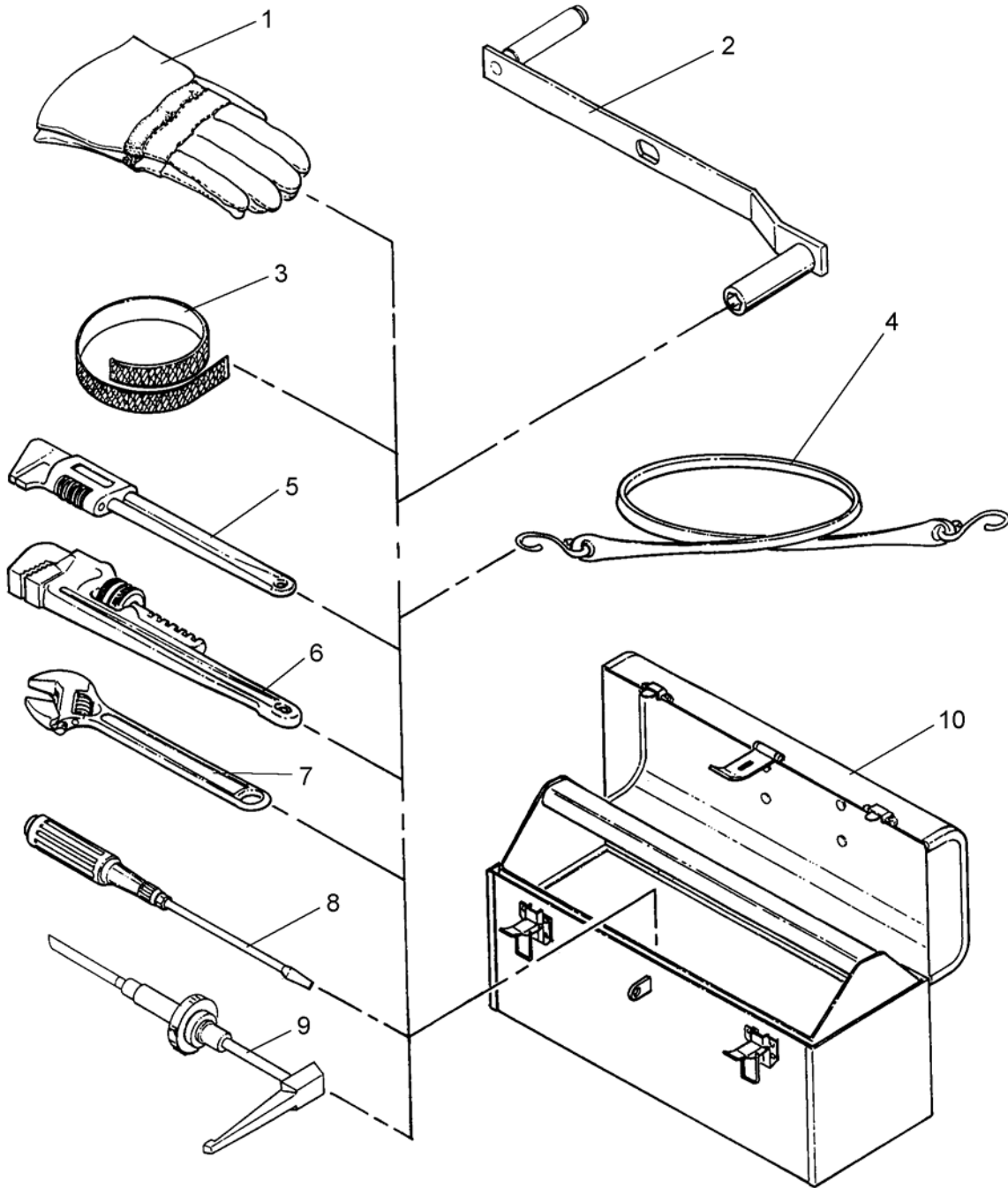


Figure 130. Tool Kit Assembly



(1) ITEM NO.	(2) SMR CODE	(3) NSN	(4) CAGEC	(5) PART NUMBER	(6) DESCRIPTION AND USABLE ON CODE (UOC)	(7) QTY
<b>GROUP 03 ACCESSORIES INSTALLATION</b>						
<b>FIG. 130 TOOL KIT ASSEMBLY</b>						
1	PAOZZ	8415-01-481-4429	4X630	863-000487	...GLOVES,HEAT PROTECTIVE	1
2	PAOZZ	5340-01-481-3206	4X630	863-710122	...HANDLE,MANUAL CONTRL,WINCH	1
3	MOOZZ		4X630	863-880020-9	...STRAP,WEBBING,1 WD X 12 LG,BLK (MAKE FROM HOOK & LOOP STRAP 39428/94905K113	12
4	PAOZZ	5340-01-274-2744	39428	3891T18	...STRAP,ELASTIC,24 IN LG	4
5	PAOZZ	5120-01-481-8391	4X630	863-000485	...WRENCH,ADJUSTABLE	1
6	PAOZZ	5120-01-481-8392	4X630	863-000478	...WRENCH,PIPE,2 IN JAW	1
7	PAOZZ	5120-00-449-8083	39428	5385A14	...WRENCH,ADJUSTABLE	1
8	PAOZZ	5120-01-482-0016	4X630	863-000498	...SCREWDRIVER,FLAT TIP	1
9	PAOZZ	4930-01-506-2912	4X630	863-000290	...DISPENSING PUMP,HANDDRIVEN,1 OZ STROKE,DETERGENT	1
10	PAOZZ	5140-01-482-0015	4X630	863-880030	...TOOL BOX,PORTABLEBOX,TOOL	1

END OF FIGURE



REPAIR PARTS AND SPECIAL TOOL LIST (RPSTL)  
 LAUNDRY ADVANCED SYSTEM (LADS)  
 NSN: 3510-01-463-0114  
 ACCESSORIES INSTALLATION  
 REPAIR PARTS LIST

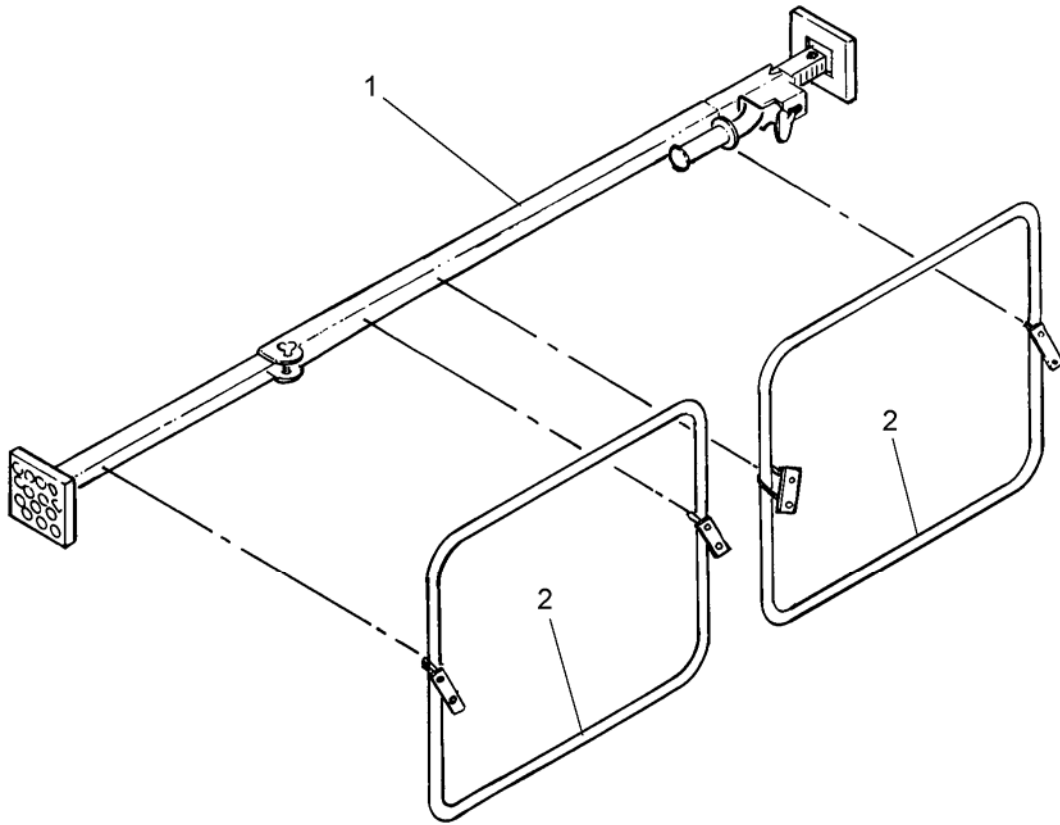


Figure 131. Stabilizer Bar Assembly

(1) ITEM NO.	(2) SMR CODE	(3) NSN	(4) CAGEC	(5) PART NUMBER	(6) DESCRIPTION AND USABLE ON CODE (UOC)	(7) QTY
<b>GROUP 03 ACCESSORIES INSTALLATION</b>						
<b>FIG. 131 STABILIZER BAR ASSEMBLY</b>						
1	PAOZZ	3940-01-506-2804	4X630	863-000291	...CARGO STABILIZERBAR, ADJUSTABLE	1
2	PAOZZ	3940-01-506-2791	4X630	863-000292	...CARGO STABILIZERBAR HOOP	2

END OF FIGURE



REPAIR PARTS AND SPECIAL TOOL LIST (RPSTL)  
 LAUNDRY ADVANCED SYSTEM (LADS)  
 NSN: 3510-01-463-0114  
 ACCESSORIES INSTALLATION  
 REPAIR PARTS LIST

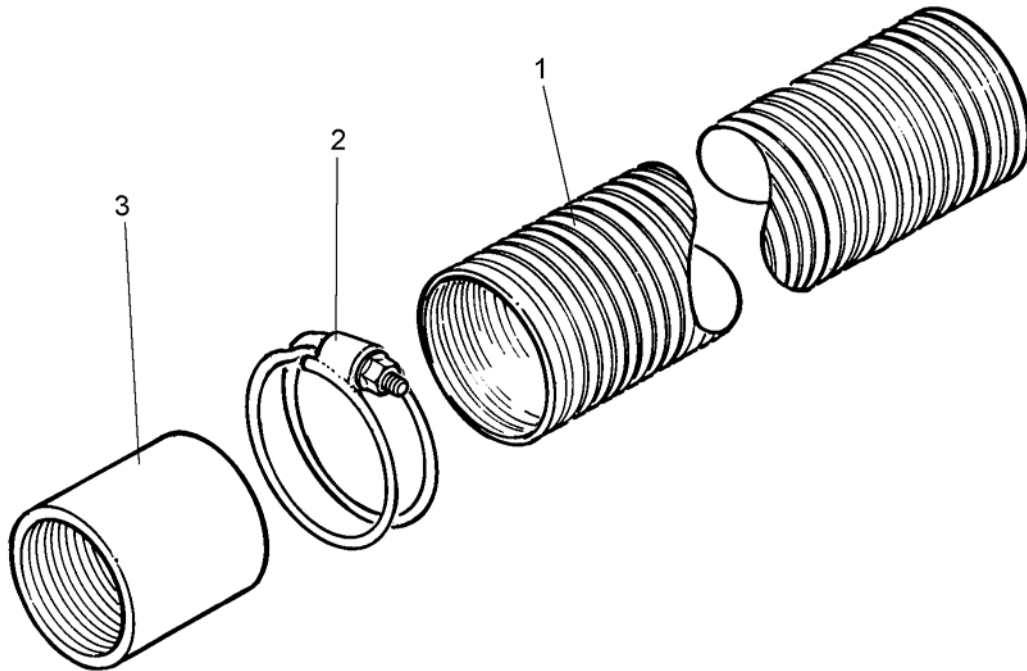


Figure 132. Extension, Exhaust

(1) ITEM NO.	(2) SMR CODE	(3) NSN	(4) CAGEC	(5) PART NUMBER	(6) DESCRIPTION AND USABLE ON CODE (UOC)	(7) QTY
<b>GROUP 03 ACCESSORIES INSTALLATION</b>						
<b>FIG. 132 EXTENSION, EXHAUST</b>						
1	PAOZZ	4720-01-506-5882	4X630	863-000301	...HOSE,METALLIC,4 IN DIA X 10 FT LG	1
2	PAOZZ	4730-01-506-4089	4X630	863-000293	...CLAMP,HOSE,TWIN-RING,4 IN	1
3	PAOZZ	4730-01-506-5530	4X630	863-000296	...COUPLING,PIPE,3 IN	1

END OF FIGURE



REPAIR PARTS AND SPECIAL TOOL LIST (RPSTL)  
LAUNDRY ADVANCED SYSTEM (LADS)  
NSN: 3510-01-463-0114  
PLACARDS / LABELS INSTALLATION  
REPAIR PARTS LIST

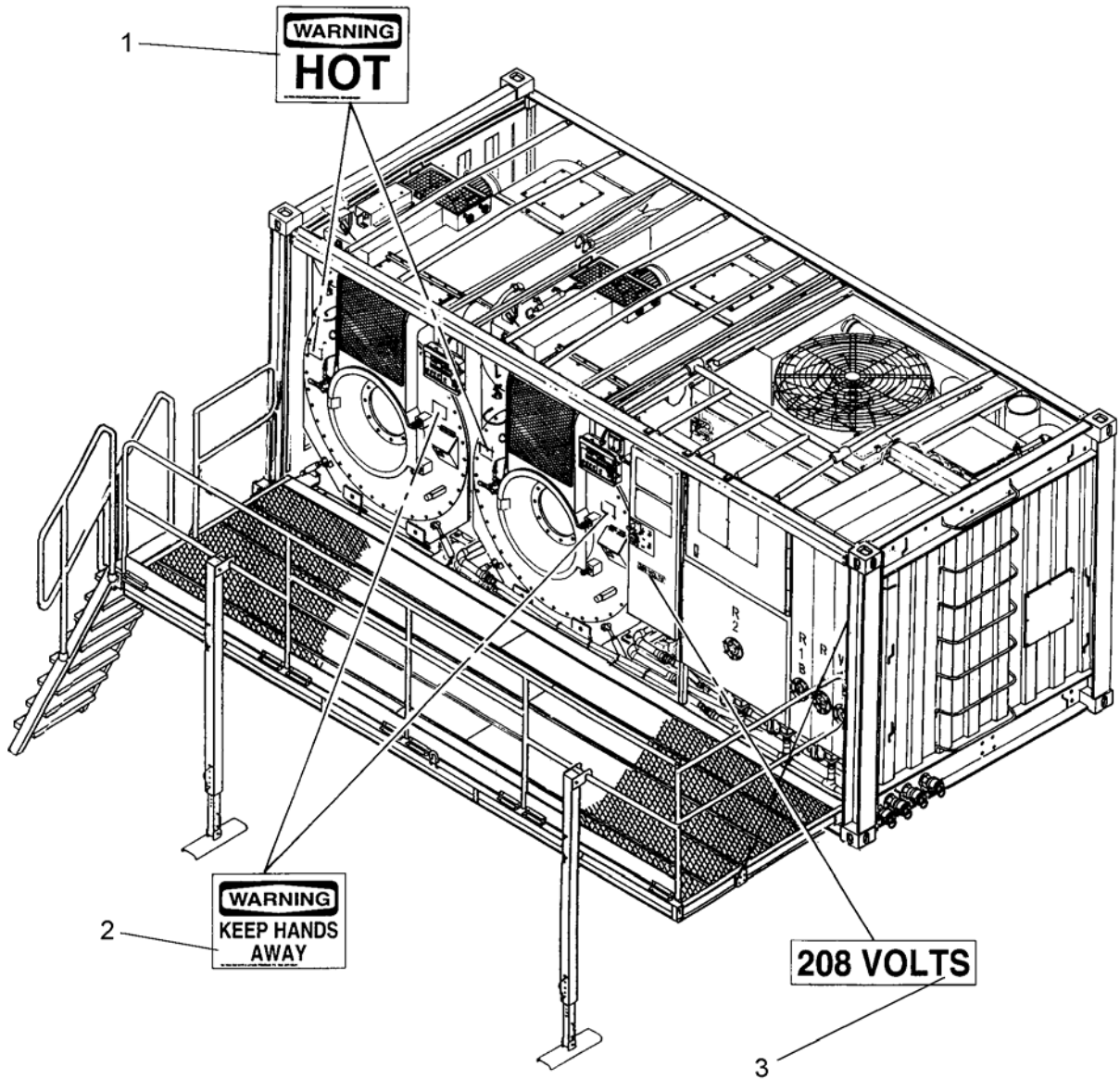


Figure 133. Placard Installation (Sheet 1 of 2)

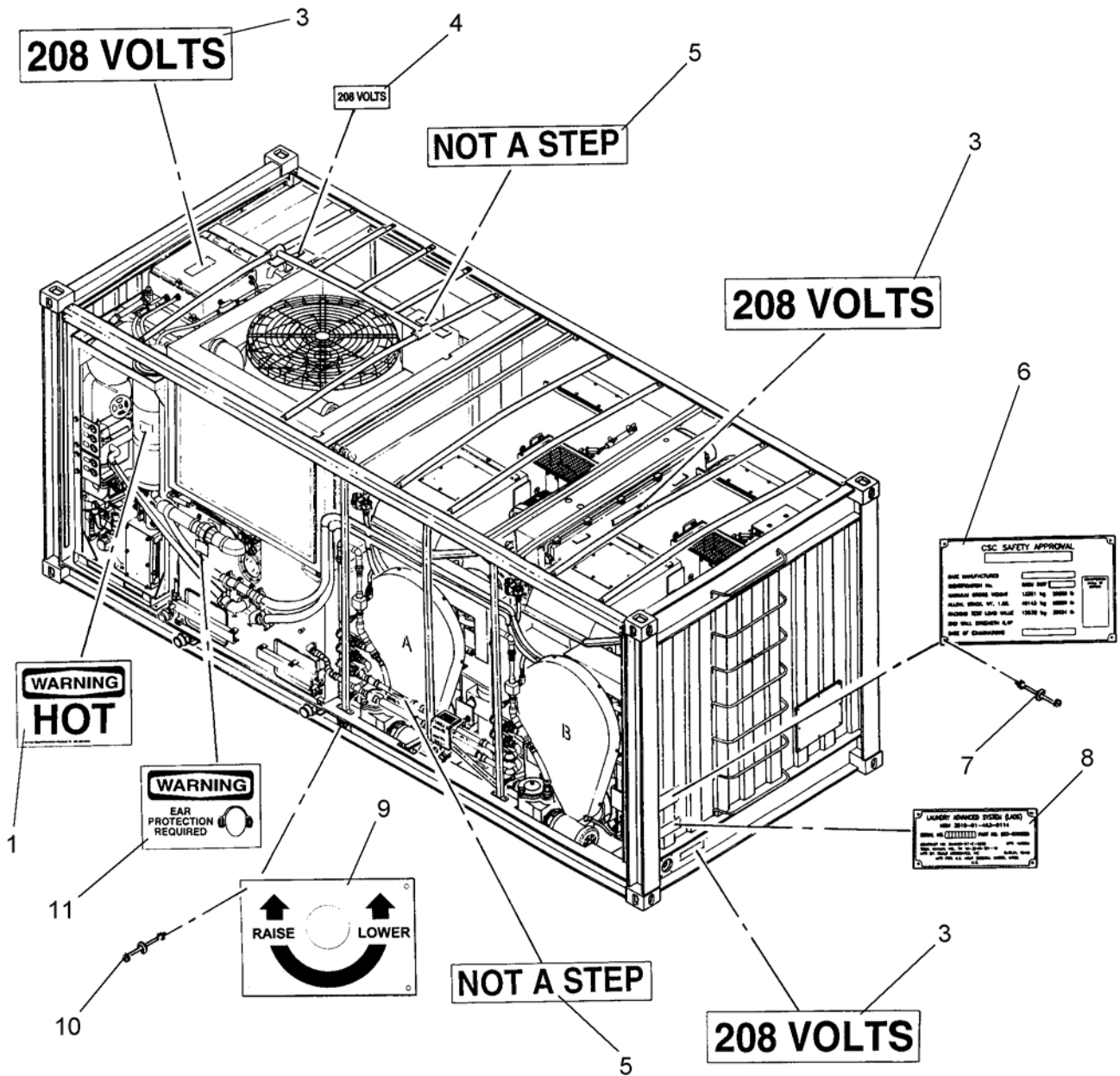


Figure 133. Placard Installation (Sheet 2 of 2)



(1) ITEM NO.	(2) SMR CODE	(3) NSN	(4) CAGEC	(5) PART NUMBER	(6) DESCRIPTION AND USABLE ON CODE (UOC)	(7) QTY
<b>GROUP 04 PLACARDS / LABELS INSTALLATION</b>						
<b>FIG. 133 PLACARD INSTALLATION</b>						
1	PAOZZ	9905-01-481-9219	4X630	863-000216	..SIGNLABEL,HOT,5 X 3-1/2	3
2	PAOZZ	9905-01-482-0017	4X630	863-000217	..SIGNLABEL,KEEP HANDS AWAY,5 X 3-1/2	2
3	PAOZZ	9905-01-492-7529	4X630	863-000744	..SIGN FACE,ADHESIVEBACKED,208VAC,9 X 2-1/4	4
4	PAOZZ	9905-01-492-7541	4X630	863-000745	..SIGN FACE,ADHESIVEBACKED,208VAC,2- 1/4 X 1-1/4	3
5	PAOZZ	9905-01-481-9222	4X630	863-000747	..SIGN FACE,ADHESIVEBACKED,NOT A STEP,9 X 2	2
6	PAOZZ	9905-01-492-9126	4X630	863-910020	..PLATE,IDENTIFICATION,SHIPPING INFORMATION	1
7	PAOZZ	5320-01-476-0343	39428	97525A425	..RIVET,BLIND,DOME HD,1/8 DIA X 1/4 GRIP	8
8	PAOZZ	9905-01-481-9562	4X630	863-910010	..PLATE,IDENTIFICATION	1
9	PAOZZ	9905-01-506-2734	4X630	863-910040	..PLATE,INSTRUCTION,WINCH DIRECTION	1
10	PAOZZ	5320-01-506-3436	39428	97525A430	..RIVET,BLIND,DOME HD,1/8 DIA X 1/2 GRIP	4
11	PAOZZ	9905-01-481-9220	4X630	863-000212	..SIGN,HEARING PROTECTION REQUIRED, 5 X 3-1/2	1

END OF FIGURE





REPAIR PARTS AND SPECIAL TOOL LIST (RPSTL)  
LAUNDRY ADVANCED SYSTEM (LADS)  
NSN: 3510-01-463-0114  
STORAGE LOCKER INSTALLATION  
REPAIR PARTS LIST

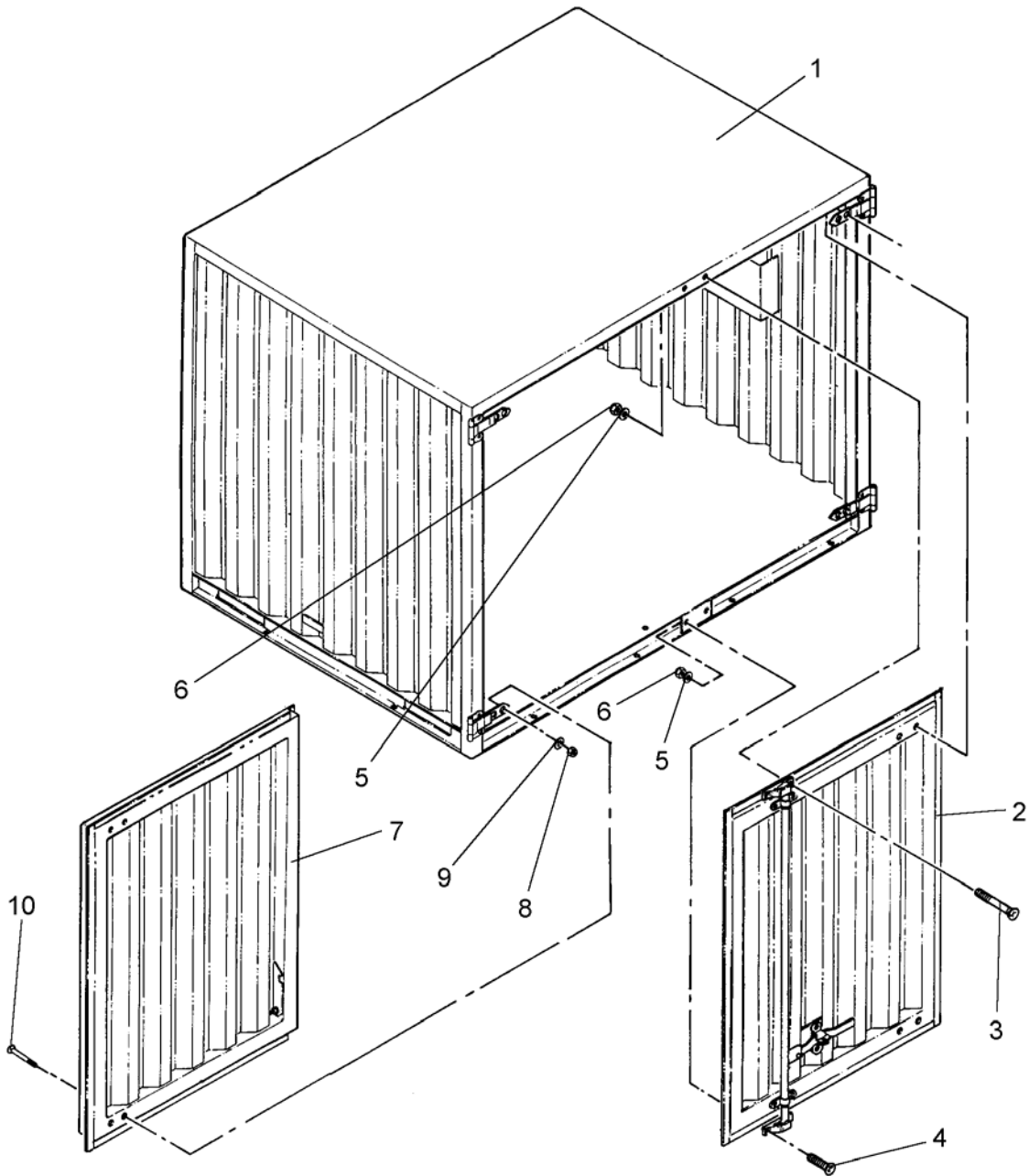


Figure 134. Storage Container, LADS Accessories

(1) ITEM NO.	(2) SMR CODE	(3) NSN	(4) CAGEC	(5) PART NUMBER	(6) DESCRIPTION AND USABLE ON CODE (UOC)	(7) QTY
<b>GROUP 05 STORAGE LOCKER INSTALLATION</b>						
<b>FIG. 134 STORAGE CONTAINER, LADS ACCESSORIES</b>						
1	XDFHH		4X630	863-820110	.CONTAINER WELDMENT,STORAGE	1
2	XDFHH		4X630	863-820120	.DOOR ASSEMBLY,RH,STORAGE CONTAINER (REFER TO FIGURE 135 FOR BREAKDOWN)	1
3	PAOZZ	5305-01-506-2849	39428	91771A636	.SCREW,MACHINE,FLAT HD, 3/8-16 UNC X 3 LG	2
4	PAOZZ	5305-01-506-2843	39428	91771A624	.SCREW,MACHINE,FLAT HD, 3/8-16 UNC X 1 LG	2
5	PAOZZ	5310-00-773-7618	96906	MS15795-814	.WASHER,FLAT,3/8	4
6	PAOZZ	5310-00-050-6646	96906	MS17830-6C	.NUT,SELF-LOCKING,HEX HD,3/8-16 UNC	4
7	XDFHH		4X630	863-820130	.DOOR ASSEMBLY,LH,STORAGE CONTAINER (REFER TO FIGURE 136 FOR BREAKDOWN)	1
8	PAOZZ	5310-01-446-0272	39428	90101A237	.NUT,SELF-LOCKING,HEX HD,5/16-18 UNC	8
9	PAOZZ	5310-00-625-5756	96906	MS15795-812	.WASHER,FLAT,5/16	8
10	PAOZZ	5305-01-506-2853	39428	91771A593	.SCREW,MACHINE,FLAT HD, 5/16-18 UNC X 2-1/2 LG	8
END OF FIGURE						





REPAIR PARTS AND SPECIAL TOOL LIST (RPSTL)  
LAUNDRY ADVANCED SYSTEM (LADS)  
NSN: 3510-01-463-0114  
STORAGE LOCKER INSTALLATION  
REPAIR PARTS LIST

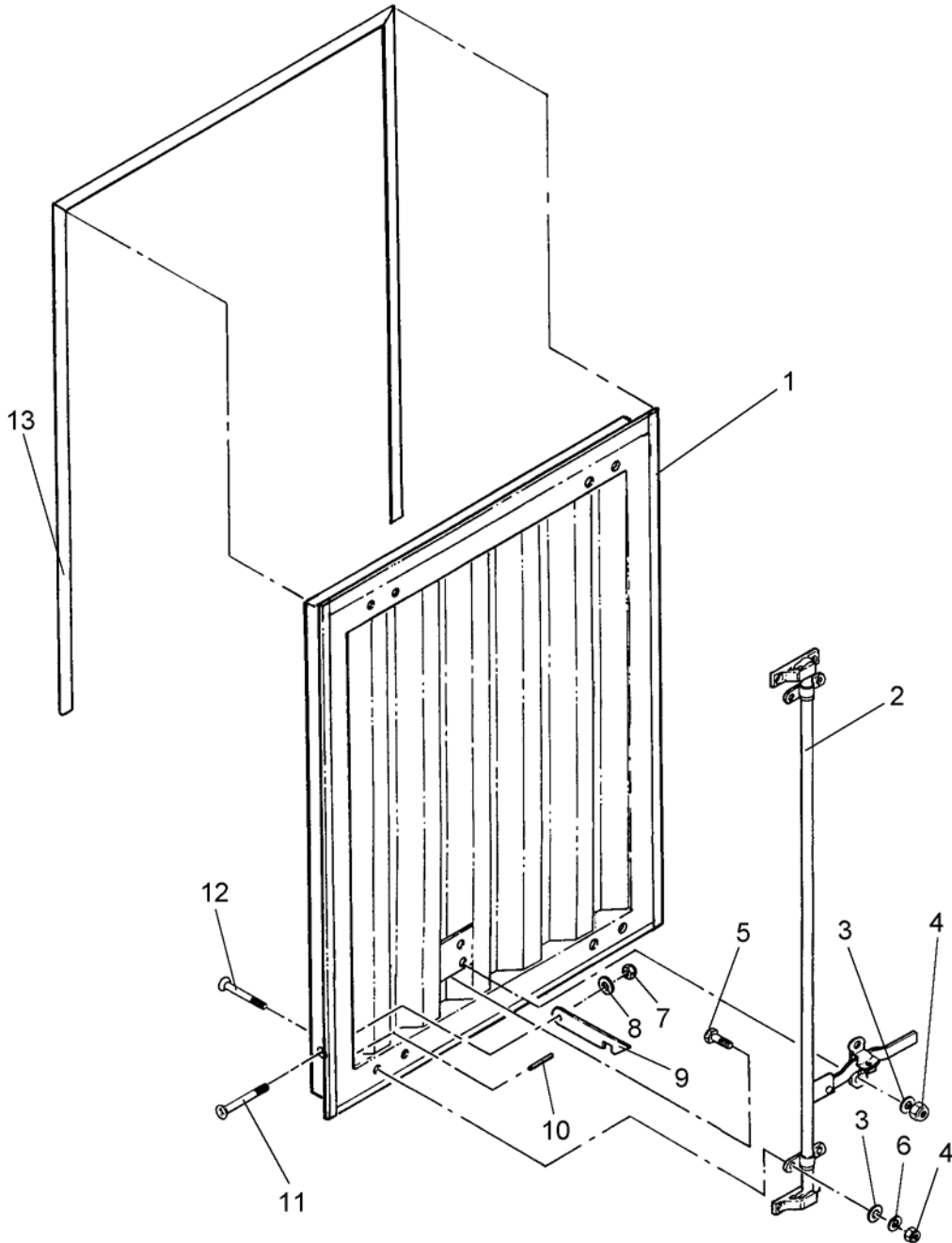


Figure 135. Door Assembly, RH, Storage Container



(1) ITEM NO.	(2) SMR CODE	(3) NSN	(4) CAGEC	(5) PART NUMBER	(6) DESCRIPTION AND USABLE ON CODE (UOC)	(7) QTY
<b>GROUP 05 STORAGE LOCKER INSTALLATION</b>						
<b>FIG. 135 DOOR ASSEMBLY, RH, STORAGE CONTAINER</b>						
1	XDFHH		4X630	863-820121	..DOOR WELDMENT,RH	1
2	XD0HH		4X630	863-820122	..LOCK ASSEMBLY,DOOR	1
3	PAOZZ	5310-00-773-7618	96906	MS15795-814	..WASHER,FLAT,3/8	6
4	PAOZZ	5310-00-050-6646	96906	MS17830-6C	..NUT,SELF-LOCKING,HEX HD,3/8-16 UNC	4
5	PAOZZ	5305-00-632-2777	96906	MS35307-358	..SCREW,CAP,HEXAGON HEAD,3/8-16 UNC X 3/4 LG	2
6	PAOZZ	5310-00-984-7042	96906	MS35338-141	..WASHER,LOCK,SPLIT,3/8	2
7	PAOZZ	5310-01-446-0272	39428	90101A237	..NUT,SELF-LOCKING,HEX HD,5/16-18 UNC	1
8	PAOZZ	5310-00-625-5756	96906	MS15795-812	..WASHER,FLAT,5/16	1
9	PAOZZ	3040-01-506-5232	4X630	863-820124	..CONNECTING LINK,RIGID,DOOR CATCH	1
10	PAOZZ	5315-01-481-2027	4X630	863-000586	..PIN,SPRING,1/8 DIA X 1/2 LG	1
11	PAOZZ	5305-01-506-2853	39428	91771A593	..SCREW,MACHINE,FLAT HD, 5/16-18 UNC X 2-1/2 LG	1
12	PAOZZ	5305-01-506-2849	39428	91771A636	..SCREW,MACHINE,FLAT HD, 3/8-16 UNC X 3 LG	4
13	MOOZZ		4X630	863-820120-8	..GASKET,ADHESIVE BACKED,1/4 THK X 1/2 WD (MAKE FROM GASKET 39428/1067	1

END OF FIGURE





REPAIR PARTS AND SPECIAL TOOL LIST (RPSTL)  
 LAUNDRY ADVANCED SYSTEM (LADS)  
 NSN: 3510-01-463-0114  
 STORAGE LOCKER INSTALLATION  
 REPAIR PARTS LIST

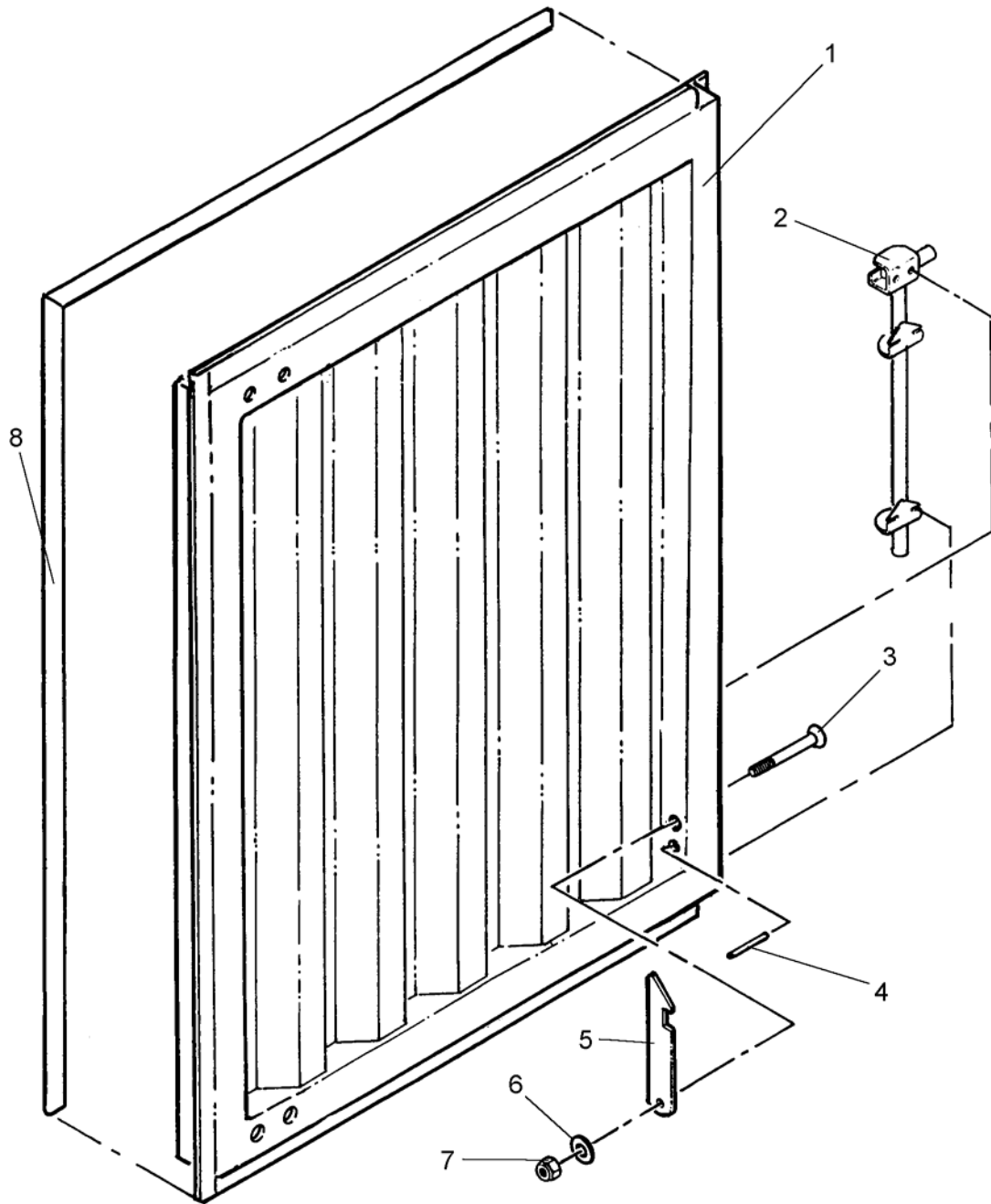


Figure 136. Door Assembly, LH, Storage Container

(1) ITEM NO.	(2) SMR CODE	(3) NSN	(4) CAGEC	(5) PART NUMBER	(6) DESCRIPTION AND USABLE ON CODE (UOC)	(7) QTY
<b>GROUP 05 STORAGE LOCKER INSTALLATION</b>						
<b>FIG. 136 DOOR ASSEMBLY, LH, STORAGE CONTAINER</b>						
1	XDFHH		4X630	863-820131	..DOOR WELDMENT,LH	1
2	PAOZZ	5340-01-506-2870	4X630	863-000307	..BOLT,CANE,1/2 X 18 LG	1
3	PAOZZ	5305-01-506-2853	39428	91771A593	..SCREW,MACHINE,FLAT HD, 5/16-18 UNC X 2-1/2 LG	1
4	PAOZZ	5315-01-481-2027	4X630	863-000586	..PIN,SPRING,1/8 DIA X 1/2 LG	1
5	PAOZZ	3040-01-506-5232	4X630	863-820124	..CONNECTING LINK,RIGID,DOOR CATCH	1
6	PAOZZ	5310-00-625-5756	96906	MS15795-812	..WASHER,FLAT,5/16	1
7	PAOZZ	5310-01-446-0272	39428	90101A237	..NUT,SELF-LOCKING,HEX HD,5/16-18 UNC	1
8	MOOZZ		4X630	863-820130-8	..GASKET,ADHESIVE BACKED,1/4 THK X 1/2 WD (MAKE FROM GASKET 39428/1067	1
END OF FIGURE						





REPAIR PARTS AND SPECIAL TOOL LIST (RPSTL)  
 LAUNDRY ADVANCED SYSTEM (LADS)  
 NSN: 3510-01-463-0114  
 FUEL TANK INSTALLATION  
 REPAIR PARTS LIST

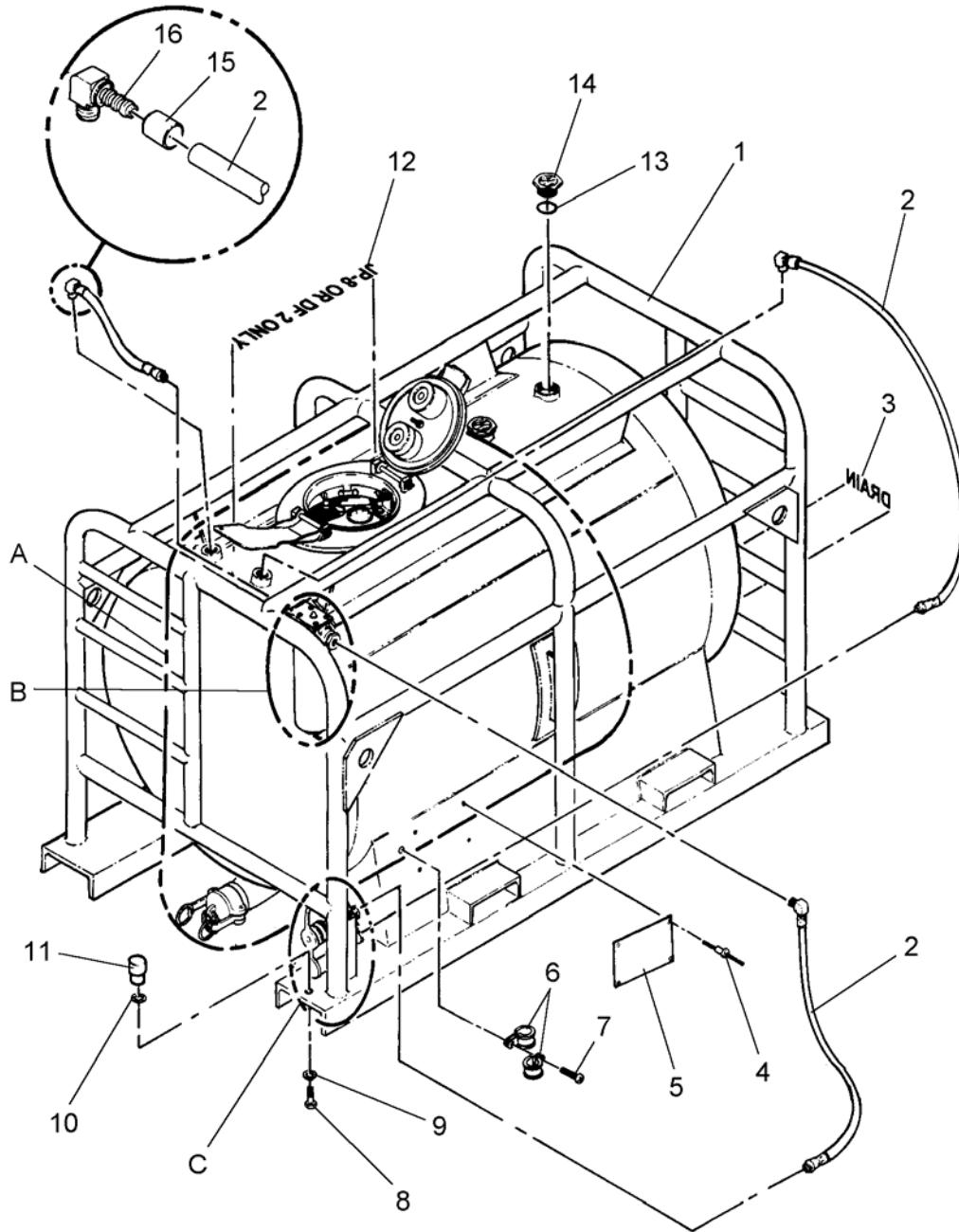


Figure 137. Tank, Fuel Storage, 400 Gallon (Sheet 1 of 5)



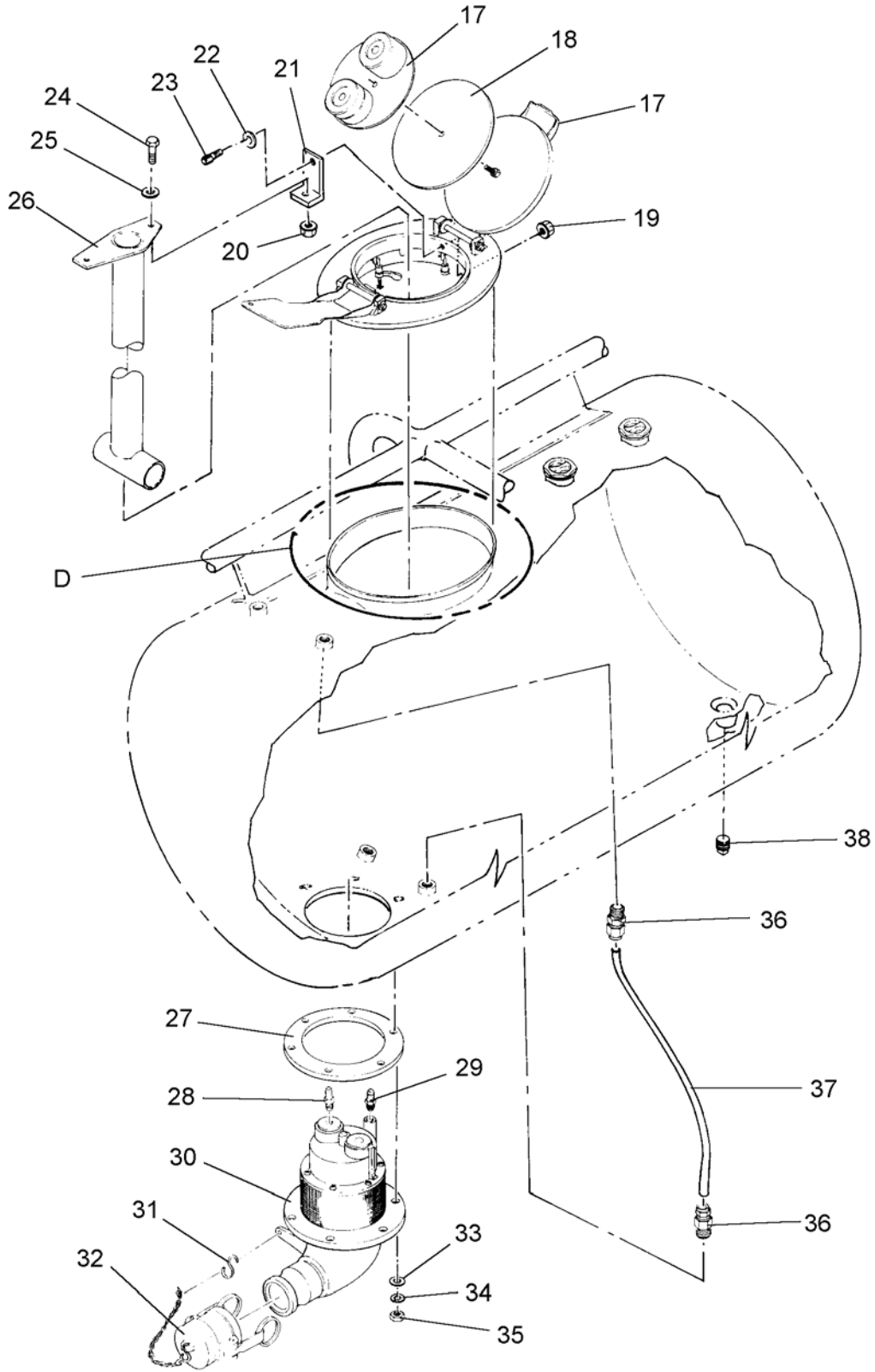


Figure 137. Tank, Fuel Storage, 400 Gallon (Sheet 2 of 5)

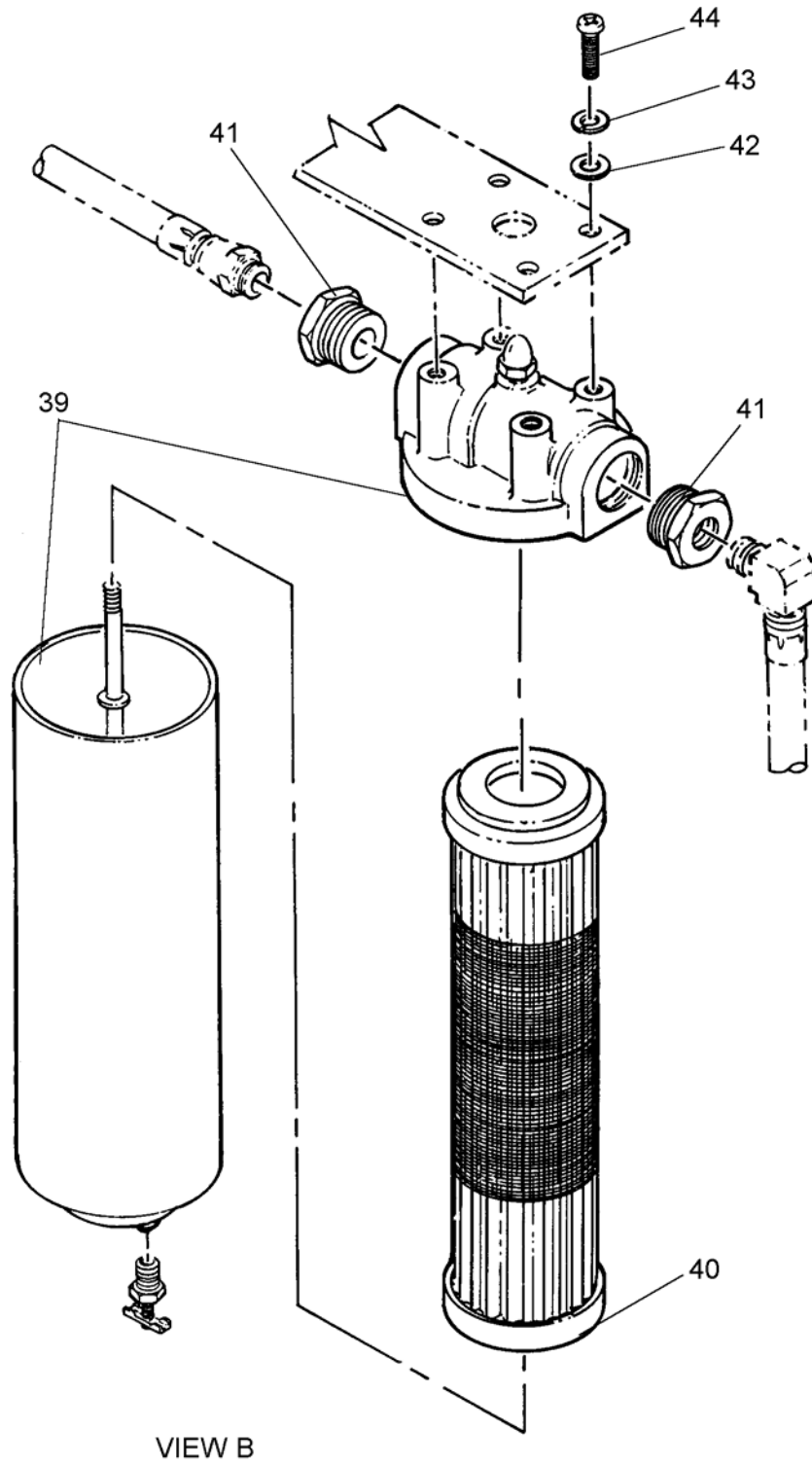


Figure 137. Tank, Fuel Storage, 400 Gallon (Sheet 3 of 5)

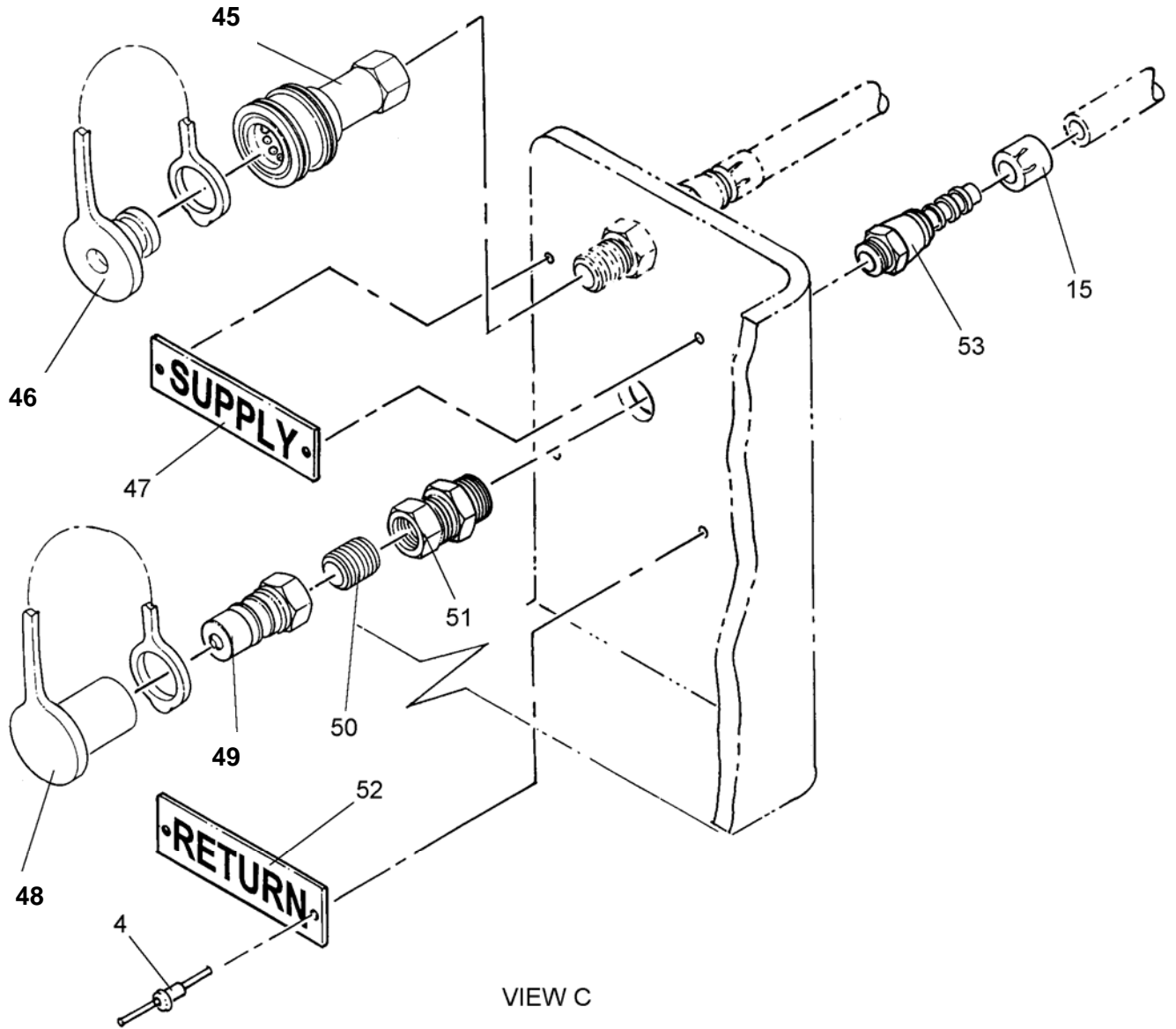


Figure 137. Tank, Fuel Storage, 400 Gallon (Sheet 4 of 5)

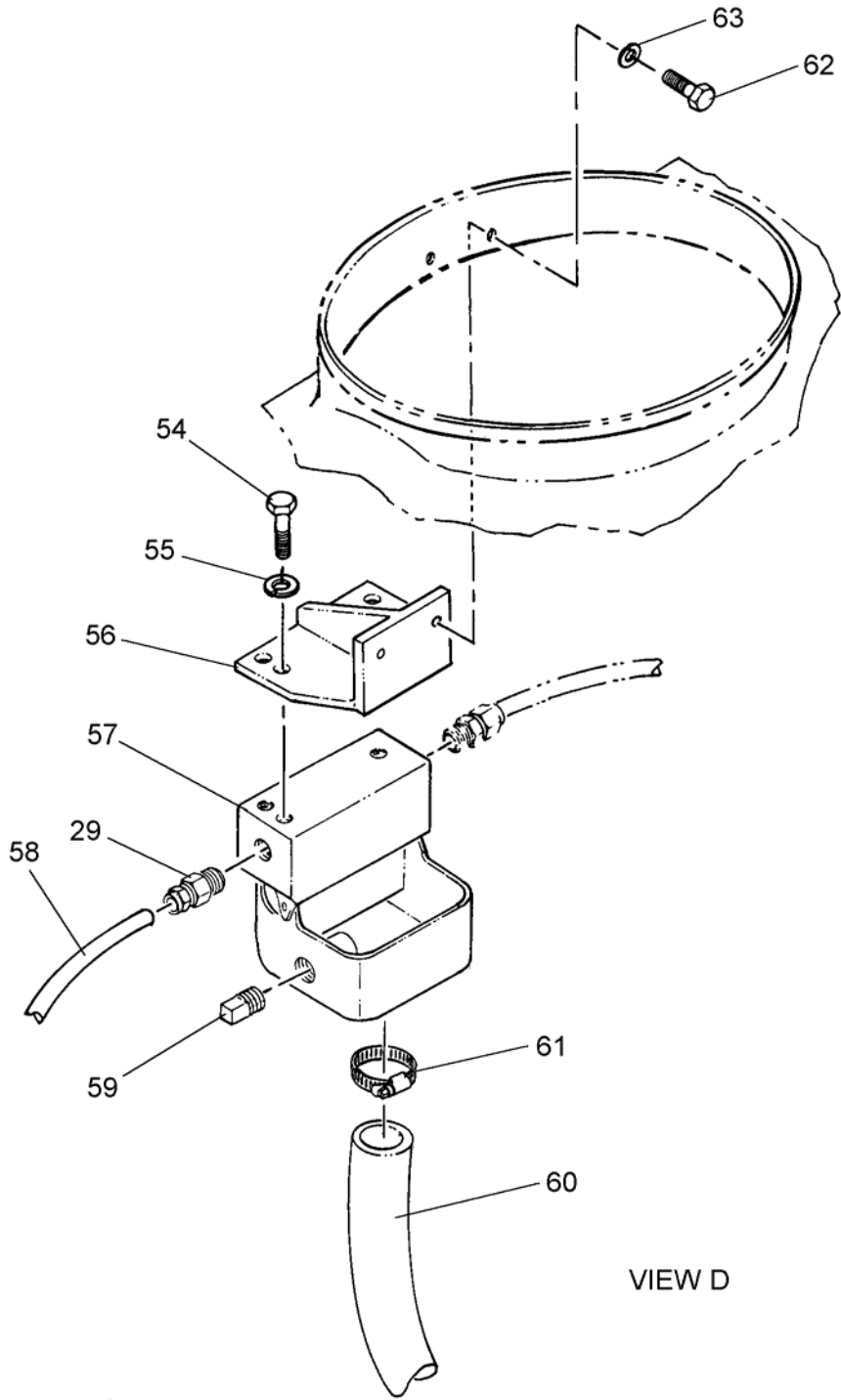


Figure 137. Tank, Fuel Storage, 400 Gallon (Sheet 5 of 5)

(1) ITEM NO.	(2) SMR CODE	(3) NSN	(4) CAGEC	(5) PART NUMBER	(6) DESCRIPTION AND USABLE ON CODE (UOC)	(7) QTY
<b>GROUP 06 FUEL TANK INSTALLATION</b>						
<b>FIG. 137 TANK, FUEL STORAGE, 400 GALLON</b>						
1	XDFHH		51744	363RS-C001	.TANK & SKID WELDMNT	1
2	MOOZZ		4X630	863-000090-18	.HOSE,NONMETALLIC,3/8 ID,SAE 30R (MAKE FROM HOSE 50948/5155-6)	1
3	XDOZZ		51744	363RS-P004	.DECAL,DRAIN	1
4	PAOZZ	5320-01-506-3443	39428	97447A130	.RIVET,BLIND,DOME HD,1/8 DIA X 3/8 GRIP	8
5	PAOZZ	9905-01-506-2750	4X630	863-000310	.PLATE,IDENTIFICATION	1
6	PAOZZ	5340-01-481-1676	4X630	863-000318	.CLAMP,LOOP,5/8 DIA	2
7	PAOZZ	5305-00-989-7434	96906	MS35207-263	.SCREW,MACHINE,PAN HD,#10-32 UNF X 1/2 LG	1
8	PAOZZ	5305-00-269-3211	80205	MS90725-60	.SCREW,CAP,HEXAGON HEAD,3/8-16 UNC X 1 LG	1
9	PAOZZ	5310-00-637-9541	96906	MS35338-46	.WASHER,LOCK,SPLIT,3/8	1
10	PAOZZ	5310-00-180-0277	96906	MS35333-76	.WASHER,LOCK,INTERNAL TOOTH,3/8	1
11	PAOZZ	5940-01-506-5477	4X630	863-000311	.TERMINAL,LUG,BONDING	1
12	XDOZZ		51744	363RS-P005	.DECAL,JP-8 OR DF-2	1
13	PAOZZ	5331-01-486-1729	81349	AS568-227	.O-RING	2
14	PAOZZ	8110-01-506-5129	86343	S-250/2 INCH	.PLUG,DRUM,2 INCH	2
15	PAOZZ	4730-01-506-5536	39428	5349K48	.SLEEVE,COMPRESSION,TUBE-HOSE FITTING,3/8	6
16	PAOZZ	4730-01-452-5591	93061	129HB-6-6	.ELBOW,PIPE TO HOSE,90 DEG,3/8 BARB X 3/8 MNPT	3
17	PAOOO	5680-01-506-3651	4X630	863-000322	.COVER,MANHOLE,FUEL TANK ACCESS,W/GASKET	1
18	PAOZZ	5330-01-506-2780	4X630	863-000323	.GASKETMANHOLE COVER	1
19	PAOZZ	5310-00-518-5680	96906	MS17829-5F	.NUT,SELF-LOCKING,HEX HD,5/16-24 UNF	2
20	PAOZZ	5310-00-050-6646	96906	MS17830-6C	.NUT,SELF-LOCKING,HEX HD,3/8-16 UNC	2
21	XDOZZ		97403	13228E3249	.BRACKET,FILL TUBE	2
22	PAOZZ	5310-00-773-7618	96906	MS15795-814	.WASHER,FLAT,3/8	2
23	PAOZZ	5305-00-225-9443	96906	MS16996-32	.SCREW,CAP,SOCKET HEAD,5/16-24 UNF X 1 LG	2
24	PAOZZ	5305-00-021-3740	96906	MS35307-364	.SCREW,CAP,HEXAGON HEAD,3/8-16 UNC X 1-1/2 LG	2
25	PAOZZ	5310-00-773-7618	96906	MS15795-814	.WASHER,FLAT,3/8	4
26	XDOZZ		97403	13228E3248-2	.TUBE,RECIRCULATINGFILL	1
27	XDOZZ		13226	G15181CB	.GASKET,DRAIN SUMP	1
28	PAOZZ	4730-01-134-0854	93061	68NTA-6-2	.ADAPTER,STRAIGHT,PIPE TO TUBE,1/8 NPT X 3/8 TUBE	1
29	PAOZZ	4730-01-274-1830	93061	VS68NTA-6-4	.ADAPTER,STRAIGHT,PIPE TO TUBE,1/4 NPT X 3/8 TUBE	3
30	XDOZZ		79318	F668	.VALVE,TANK,BOTTOMLOADING	1
31	PAOZZ	4030-01-506-5396	39428	9376T1	.HOOK,CHAIN,S	1
32	PAOZZ	5340-01-506-2773	4X630	863-000325	.CAP,PROTECTIVE,DUSTAND MOISTURE SEAL,CAM AND GROOVE,2 IN	1

(1) ITEM NO.	(2) SMR CODE	(3) NSN	(4) CAGEC	(5) PART NUMBER	(6) DESCRIPTION AND USABLE ON CODE (UOC)	(7) QTY
<b>GROUP 06 FUEL TANK INSTALLATION</b>						
<b>FIG. 137 TANK, FUEL STORAGE, 400 GALLON</b>						
33	PAOZZ	5310-00-809-5998	96906	MS27183-18	.WASHER,FLAT,1/2	6
34	PAOZZ	5310-00-003-4094	96906	MS35338-48	.WASHER,LOCK,SPLIT,1/2	6
35	PAOZZ	5310-00-768-0318	96906	MS51967-14	.NUT,PLAIN,HEXAGONHEAD,1/2-13 UNC	6
36	PAOZZ	4730-00-453-8252	93061	VS68NTA-8-6	.ADAPTER,STRAIGHT,PIPE TO TUBE,3/8 NPT X 1/2 TUBE	3
37	MOOZZ		4X630	863-000090-52	.HOSE,NONMETALLIC,1/2 ID,SAE J844,TYPE 3B (MAKE FROM HOSE 39428/5549	1
38	PAOZZ	4730-01-287-1982	39428	4443K725	.PLUG,PIPE,SQUARE HEAD,3/4 NPT	1
39	PAOOO	4330-01-283-2017	13573	VF-31E	.FILTER,FLUID,DIESEL FUEL/WATER SEPARATOR	1
40	PAOZZ	4330-01-506-5233	4X630	863-000331	.FILTER ELEMENT,FLUID,DIESEL FUEL	1
41	PAOZZ	4730-01-302-1692	30780	1X3/8PTRB	.BUSHING,PIPE,1 NPT X 3/8 NPT	2
42	PAOZZ	5310-00-809-4058	96906	MS27183-10	.WASHER,FLAT,1/4	4
43	PAOZZ	5310-00-582-5965	96906	MS35338-44	.WASHER,LOCK,SPLIT,1/4	4
44	PAOZZ	5305-00-988-1727	96906	MS35206-283	.SCREW,MACHINE,PAN HD,1/4-20 UNC X 1 LG	4
45	PAOZZ	5340-01-481-7575	4X630	863-000676	.CAP,PROTECTIVE,DUST	1
46	PAOZZ	4730-01-481-6854	4X630	863-000675	.COUPLING ASSEMBLY,QUICK- CONNECT,SOCKET,3/8IN	1
47	PAOZZ	9905-01-506-2743	4X630	863-000332	.PLATE,IDENTIFICATION,FUEL SUPPLY	1
48	PAOZZ	4730-01-481-6852	4X630	863-000405	.PLUG,TUBE FITTING,T,QUICK- CONNECT,PLUG,3/8	1
49	PAOZZ	5340-01-481-2254	4X630	863-000674	.CAP SET,PROTECTIVE,,DUST	1
50	PAOZZ	4330-00-419-3016	39428	4830K151	.NIPPLE,PIPE,3/8 NPT X CLOSE	2
51	PAOZZ	4730-00-511-1677	93061	207ACBH-6	.COUPLING,PIPEANCHOR,3/8 NPT	2
52	PAOZZ	9905-01-506-2739	4X630	863-000334	.PLATE,IDENTIFICATION,FUEL RETURN	1
53	PAOZZ	4730-01-506-2875	93061	125HBLSV-6-6	.ADAPTER,STRAIGHT,PIPE,SWIVEL,3/ 8 BARB X 3/8 MNPT	3
54	PAOZZ	5306-00-021-3623	96906	MS35307-331	.SCREW,CAP,HEXAGON HEAD,5/16-18 UNC X 5/8 LG	3
55	PAOZZ	5310-00-974-6623	96906	MS35338-140	.WASHER,LOCK,SPLIT,5/16	3
56	XDOZZ		51744	363RS-B001	.BRACKET,JET LEVELSENSOR	1
57	XDOZZ		79318	F613D	.LEVEL SENSOR,JET,W/COLLECTOR CAN & PLUG	1
58	MOOZZ		4X630	863-000090-21	.HOSE,NONMETALLIC,3/8 ID,SAE J844,TYPE 3B (MAKE FROM HOSE 39428/55495	1
59	PAOZZ	4730-01-506-5506	39428	44705K81	.PLUG,PIPE,SQUARE HEAD,1/4 NPT	1
60	MOOZZ		4X630	863-000090-23	.TUBE,NONMETALLIC,POLYURETHAN E ESTER,CLEAR,1 ID X 1-1/4 OD,48 IN LG	1

(1) ITEM NO.	(2) SMR CODE	(3) NSN	(4) CAGEC	(5) PART NUMBER	(6) DESCRIPTION AND USABLE ON CODE (UOC)	(7) QTY
<b>GROUP 06 FUEL TANK INSTALLATION</b>						
<b>FIG. 137 TANK, FUEL STORAGE, 400 GALLON</b>						
61	PAOZZ	4730-01-506-4673	39428	54155K18	.CLAMP,HOSE,1-1/6 TO 2-1/4	1
62	PAOZZ	5305-00-702-4523	96906	MS35307-306	.SCREW,CAP,HEXAGON HEAD,1/4-20 UNC X 3/4 LG	2
63	PAOZZ	5310-00-933-8121	96906	MS35338-139	.WASHER,LOCK,SPLIT,1/4	2
END OF FIGURE						





REPAIR PARTS AND SPECIAL TOOL LIST (RPSTL)  
 LAUNDRY ADVANCED SYSTEM (LADS)  
 NSN: 3510-01-463-0114  
 BULK ITEMS  
 REPAIR PARTS LIST

(1) ITEM NO.	(2) SMR CODE	(3) NSN	(4) CAGEC	(5) PART NUMBER	(6) DESCRIPTION AND USABLE ON CODE (UOC)	(7) QTY
<b>GROUP 99 BULK ITEMS</b>						
1	PAOZZ	3439-01-312-2368	39428	7659A5	SOLDER, TIN ALLOY	1
2	PAOZZ	8030-01-481-9218	08854	12112	SEALANT, PIPE THREAD	1
3	PAHZZ	8040-01-481-9565	39428	7587A32	ADHESIVE	1
4	PAOZZ	9150-01-496-4919	39428	1416K14	GREASE, GENERAL PURPOSE	1
5	PAFZZ		30119	30-030	COMPOUND, JOINT, ANTIOXIDANT	1
6					DELETED	1
7					DELETED	1
8	PAOZZ	5970-01-481-5386	39428	7643A31	TAPE, INSULATION, ELECTRICAL, S ELF-FUISING	1
9	PAOZZ	5970-01-481-2431	39428	76455A12	TAPE, INSULATION, ELECTRICAL, V INYL, BLK	1
10	PAOZZ	5970-01-481-5385	39428	76455A41-ORG	TAPE, INSULATION, ELECTRICAL, V INYL, ORG	1
11	PAOZZ	5970-01-481-5383	39428	76455A41-RED	TAPE, INSULATION, ELECTRICAL, V INYL, RED	1
12	PAOZZ	5970-01-481-5384	39428	76455A41-WHT	TAPE, INSULATION, ELECTRICAL, V INYL, WHT	1
13	PAHZZ		70606	9398-CEMENT	CEMENT, SEAM SEALER, GRN 34094	1
14	PAFZZ	8030-01-142-3131	05972	LOCTITE262	SEALING COMPOUND, THREAD LOCKING	1
15	PAOZZ		39428	1367K11	ANTISEIZE COMPOUND	1
16	PAOZZ	8030-00-889-3534	81349	MIL-T-27730, SZ 1	TAPE, ANTISEIZING	1
17					DELETED	
18	PAOZZ	6850-01-493-7702	1DJN5	PARATHERMNF	HEAT TRANSFER FLUID	1
19	PAOZZ	8030-01-493-3068	60150	23431	SEALANT, PIPE THREAD, T PLUS 2	40

END OF FIGURE



**CHAPTER 3**  
**SPECIAL TOOLS LIST WORK PACKAGE**  
**FOR**  
**LAUNDRY ADVANCED SYSTEM (LADS)**



**REPAIR PARTS AND SPECIAL TOOL LIST (RPSTL)  
LAUNDRY ADVANCED SYSTEM (LADS)  
NSN: 3510-01-463-0114  
SPECIAL TOOLS**

---

No special tools are required.



**CHAPTER 4**  
**CROSS-REFERENCE LIST WORK PACKAGES**  
**FOR**  
**LAUNDRY ADVANCED SYSTEM (LADS)**





**REPAIR PARTS AND SPECIAL TOOL LIST (RPSTL)  
LAUNDRY ADVANCED SYSTEM (LADS)  
NSN: 3510-01-463-0114  
NATIONAL STOCK INDEX**

<u>STOCK NUMBER</u>	<u>FIG. ITEM</u>		<u>STOCK NUMBER</u>	<u>FIG. ITEM</u>		<u>STOCK NUMBER</u>	<u>FIG. ITEM</u>	
4330-00-001-7841	45	33	5305-00-054-6652	68	19	5305-00-071-1772	3	9
6240-00-001-9404	74	7		74	15	5305-00-071-2070	5	86
5310-00-003-4094	3	10		107	7		6	67
	5	88	5305-00-054-6654	75	3		20	92
	6	49	5305-00-054-6659	68	32	5305-00-071-2071	1	31
	12	10	5305-00-054-6670	55	22		3	38
	20	94		68	58		6	44
	49	43		75	12		12	7
	108	33	5305-00-054-6672	55	9		49	36
	137	34		68	56		108	34
4730-00-011-6452	49	31		75	17		12	7
	50	31	5310-00-056-3395	5	17	5305-00-071-2075	1	28
5306-00-021-3623	137	54		20	20	5305-00-071-2077	3	17
5305-00-021-3668	80	13	3110-00-056-4394	6	35		108	36
	109	4	9520-00-057-4818	68	83	5305-00-071-2083	6	43
5305-00-021-3740	5	12	5305-00-059-3657	110	9	5305-00-071-2237	109	39
	8	9		114	4	5310-00-080-6004	3	37
	20	15		117	3		5	54
	56	17	5305-00-059-3659	21	65		20	57
	137	24		55	40		50	58
5305-00-021-3806	31	9		56	28		51	4
5305-00-042-6883	36	8		68	91		53	4
5305-00-044-4153	12	12		86	5	5310-00-081-4219	49	12
5310-00-045-3296	5	56		119	5		50	28
	20	59		126	5	5975-00-081-5247	81	9
	50	64	5305-00-059-3661	1	23		82	8
	50	66		3	50		103	2
4730-00-050-4208	6	12		56	34	5310-00-087-4652	3	42
5310-00-050-6646	5	35		68	121		21	48
	8	7		80	31		38	22
	20	38	5305-00-059-3663	80	25		80	19
	75	39	5305-00-068-0500	5	91		108	12
	110	3		20	98		109	19
	134	6		52	8	5310-00-088-1251	4	6
	135	4	5305-00-068-0502	50	39		109	32
	137	20	5305-00-068-0511	12	5	4730-00-088-8666	50	49
5305-00-050-9229	9	4		13	5	5305-00-115-9526	5	84
5305-00-054-5649	36	50		14	4		6	52
5305-00-054-5651	5	71		108	28		20	90
	20	73		109	41	5940-00-143-4775	29	17

STOCK NUMBER	FIG. ITEM	STOCK NUMBER	FIG. ITEM	STOCK NUMBER	FIG. ITEM
5940-00-143-4775	30 16	5305-00-225-3839	109 30	4730-00-287-1766	31 7
5910-01-481-6737	20 111	5310-00-225-5328	68 103		36 37
5975-00-152-1075	53 13		77 4		49 45
	90 3	5310-00-225-6993	1 32		55 16
	94 13		3 18	4730-00-288-9803	45 14
	90 3		108 38	4730-00-289-0368	50 20
5975-00-159-0969	53 20	5306-00-225-8499	49 10	8110-00-292-9783	116 21
5920-00-166-3508	68 94		50 27	5306-00-308-1392	50 18
4730-00-172-0028	6 70	5305-00-225-9443	137 23	5310-00-331-9466	21 59
5310-00-180-0277	137 10	5306-00-226-4825	50 64	5950-00-332-5972	55 25
4730-00-184-9003	21 16	5310-00-241-6604	1 5	5310-00-335-0051	3 64
5325-00-190-1061	76 7		3 29	5920-00-370-2479	68 96
4730-00-193-2707	50 52		45 58	5310-00-407-9566	49 11
	58 5		81 5		50 6
4730-00-196-1504	53 21		109 9	4330-00-419-3016	137 50
4730-00-196-1972	36 15	5975-00-242-4234	5 112	5120-00-449-8083	130 7
	56 43		20 113	4730-00-453-8252	137 36
4730-00-196-1983	50 9		53 10	5310-00-477-6768	109 44
	56 80		89 12	5310-00-483-8790	36 7
5310-00-199-7639	10 7		90 12	5310-00-483-8792	5 13
4730-00-200-0257	52 5	4030-00-243-4438	115 2		8 17
4820-00-204-9588	56 41	4730-00-249-3882	58 3		20 16
5305-00-207-8253	1 8	5306-00-259-9093	6 71		21 64
	3 74	4730-00-263-2733	58 4	5342-00-490-1940	53 28
	21 61	4730-00-266-0533	50 32		80 9
	45 56	4730-00-266-0538	50 52	4730-00-504-1908	56 44
	80 7	5305-00-269-3211	3 23		59 5
	81 2		21 22	4730-00-511-1677	137 51
5310-00-208-9255	1 26		38 17	5310-00-518-5680	137 19
	3 48		51 6	5940-00-539-2193	72 3
	36 61		53 3		73 5
	56 31		80 23	5310-00-543-2410	5 73
	68 25		137 8		20 75
	75 32	5305-00-269-3215	20 82	5310-00-543-2739	55 8
4730-00-222-1837	29 9		80 15		68 57
	30 9	5310-00-269-4040	1 21		75 13
	56 45		3 6		110 16
	59 4		108 21	5310-00-543-2740	31 13
	50 47	4730-00-277-5736	50 48		36 44
4730-00-222-1838	56 12	4730-00-277-6988	49 78		37 5
	127 10	4730-00-277-9177	50 37		38 11
5305-00-225-3839	4 4		52 1		55 26
	12 14		52 1		108 9
	13 9	4730-00-278-4357	45 7		109 5
	14 9	4730-00-278-8717	49 79	5310-00-543-5933	3 55
	49 57		55 6		9 3
	50 41	5340-00-286-8721	53 26		21 66

STOCK NUMBER	FIG. ITEM	STOCK NUMBER	FIG. ITEM	STOCK NUMBER	FIG. ITEM
5310-00-543-5933	55 39	5975-00-578-3666	90 11	5310-00-625-5756	134 9
	56 30		94 9		135 8
	68 90	5975-00-578-3667	53 30		136 6
	86 6	5975-00-578-9364	83 8	5305-00-632-2777	6 9
	110 8		93 14		45 53
	114 3	5310-00-582-5677	3 28		135 5
	117 4		21 60	5940-00-636-5593	68 152
	119 4		37 4		70 3
5310-00-550-3715	36 51		80 8		72 2
5310-00-550-5054	1 6		81 4		73 6
	5 59	5310-00-582-5965	3 73		75 53
	20 62		5 92		90 6
	31 18		12 16		92 23
	36 49		13 11		93 21
	38 31		14 11		90 6
	45 57		20 99	5310-00-637-9541	3 15
	56 75		49 55		5 51
	108 17		51 16		6 53
	109 8		137 43		7 7
5940-00-552-2019	46 7	5310-00-584-7888	6 26		12 4
	56 55	5310-00-584-7889	6 23		13 4
	79 4	5331-00-588-0892	53 31		14 5
	93 20	5310-00-595-7421	5 2		20 54
5975-00-556-0412	44 11		20 2		21 23
	53 15		36 12		50 59
	87 6		20 2		51 3
	90 16	5925-00-597-1514	55 11		80 29
	91 1	9575-00-602-1511	81 7		108 27
	92 7		82 2		137 9
5310-00-568-0326	3 22	5310-00-616-3555	68 16	5306-00-637-9675	56 50
	21 52		74 17	5975-00-642-7261	53 2
	56 27		75 4		87 13
	80 30	5305-00-616-6375	5 29		88 4
5305-00-576-5417	5 39		20 32		89 7
	20 42	4320-00-618-9009	23 4		90 20
	38 19		23 4		92 10
	56 63		24 4	5975-00-642-7265	44 8
5975-00-578-3643	29 11	5310-00-619-1148	1 25		84 6
	30 11		3 49	5930-00-655-4247	68 21
	46 2		36 60	5310-00-656-0114	31 10
	53 17		56 29	5975-00-665-0646	81 6
	56 70		68 61		82 1
	90 1		75 31	5975-00-681-4066	53 24
	94 12		80 26	5340-00-693-2481	3 35
5975-00-578-3666	29 13		119 3		45 21
	53 11		126 6		80 53
	56 54	5310-00-625-5756	56 52	5340-00-693-2483	21 4

STOCK NUMBER	FIG. ITEM	STOCK NUMBER	FIG. ITEM	STOCK NUMBER	FIG. ITEM
5305-00-702-4523	3 27	5310-00-761-6882	50 17	5310-00-809-4058	4 5
	5 41		50 17		12 15
	8 1		51 17		13 10
	20 44	5310-00-763-8920	6 61		14 10
	21 62	5305-00-764-0068	76 2		49 56
	38 29	5305-00-764-0070	77 2		50 40
	108 8		94 10		109 31
	137 62	5310-00-767-9425	5 64		137 42
5975-00-714-8031	83 4		20 66	5310-00-809-5998	3 11
	85 5		36 9		6 69
	93 8	5310-00-768-0318	5 89		108 32
5340-00-715-7102	80 41		6 68		137 33
5305-00-716-8128	3 70		12 11	5310-00-809-8546	5 55
	49 37		20 95		20 60
5305-00-717-5467	6 7		49 44		50 65
4730-00-719-2708	58 6		137 35		50 67
5305-00-719-3997	5 3	5310-00-768-0321	5 62	4730-00-813-2392	50 12
	7 15		20 64	5310-00-820-6653	1 15
	8 15	5310-00-773-7618	5 36		3 4
	11 4		8 8		6 62
	20 3		20 39		49 41
	55 27		36 5	5305-00-821-3869	5 79
5310-00-722-5998	15 3		38 21	5305-00-822-5853	5 82
	16 3		45 55		20 88
	17 3		56 19	5310-00-823-8803	1 16
	18 3		75 40		1 17
	36 53		109 26		3 3
	39 3		110 4		108 20
	40 3		134 5	5940-00-828-7199	75 55
	41 3		135 3	5975-00-839-6158	84 10
	42 3		137 22	4330-00-844-0413	50 26
	43 3		137 25	5305-00-847-1159	5 11
	68 17	5975-00-777-5118	89 11		20 14
5305-00-724-7222	3 7		91 5		36 4
	6 63		92 1	5315-00-849-5579	108 24
5305-00-724-7224	3 2	5975-00-777-5145	103 1		109 15
	108 26	5305-00-781-3927	108 35	5975-00-853-3994	82 5
5305-00-724-7225	1 14		109 34	5342-00-867-1786	80 17
5305-00-724-7228	1 18	5305-00-782-9495	6 51	5975-00-877-6893	84 5
	49 39	5340-00-785-7513	54 17	5305-00-879-2736	110 14
5305-00-725-3626	56 73	5340-00-785-7531	80 52	5310-00-880-7744	50 5
5310-00-732-0558	51 2	5340-00-786-0956	21 53	5310-00-883-9384	21 67
5940-00-739-7463	68 151	5340-00-786-0957	21 26	4210-00-889-2491	116 22
	79 6	5340-00-786-0958	21 25	8030-00-889-3534	BULK 16
	90 27	5330-00-802-4966	53 29	5340-00-890-0009	105 4
	93 23	5306-00-807-1213	7 9	5940-00-894-9225	46 8
5310-00-761-6882	49 54	5310-00-809-3079	1 29		56 53

STOCK NUMBER	FIG. ITEM	STOCK NUMBER	FIG. ITEM	STOCK NUMBER	FIG. ITEM
5940-00-894-9225	68 150	5310-00-951-4679	5 72	5999-01-052-3527	20 77
	80 42		20 74		36 54
	92 6	5975-00-953-8813	53 7	5310-01-067-3409	69 7
	96 13		87 10	5855-01-073-1384	56 48
5340-00-900-4216	80 18		89 17	5305-01-075-7084	5 21
4730-00-902-8990	50 13		90 15		20 24
5310-00-903-5966	5 9		91 8	5925-01-077-6316	68 51
	7 11		92 4		75 46
	10 6	5305-00-958-2918	74 2	6150-01-086-7960	75 33
	20 12	5305-00-958-6517	36 57	5935-01-092-1037	104 1
	31 14	5940-00-961-0479	29 16	4730-01-093-2564	52 4
	36 45		30 15	5310-01-102-9221	76 8
	37 6		89 4	5935-01-103-6064	81 1
	109 6	5975-00-962-7015	53 23	5940-01-107-9500	68 119
4730-00-908-6294	9 5	5340-00-973-9150	3 52	5940-01-111-5419	55 32
5310-00-913-8881	5 31	5340-00-973-9160	45 10	5999-01-113-5316	70 2
	20 34		80 3		90 24
	56 65	5310-00-974-6623	7 10		92 25
	118 3		56 51		93 2
5310-00-915-4891	3 5		137 55		95 14
	49 42	5310-00-984-7042	5 32		96 10
5310-00-925-9646	68 30		6 8		96 10
	89 8		20 35	4730-01-118-8278	21 39
	107 1		38 20		45 61
5310-00-926-1835	80 28		45 54	5340-01-120-7315	51 19
	126 7		56 18	5935-01-122-3249	122 2
5310-00-933-8121	5 4		109 25	5975-01-132-0223	44 13
	7 12		118 2		53 5
	7 16		135 6		87 12
	8 2	5305-00-988-1727	137 44		88 3
	11 5	5305-00-989-7434	137 7		89 9
	20 4	5305-00-990-8416	6 14		90 19
	38 30	4730-00-995-3527	127 3		92 9
	56 74	5310-00-997-1888	12 17		101 1
	108 18		13 12		102 1
	137 63		14 12	4730-01-134-0854	137 28
5310-00-933-8778	5 63	4130-01-003-3345	50 25	5935-01-136-4017	122 1
	20 65	4820-01-008-2922	45 39	5340-01-138-2742	45 8
	31 11	5975-01-016-5255	5 108	8030-01-142-3131	BULK 14
	108 13		20 108	5930-01-154-6287	55 14
	109 12	5975-01-016-8107	90 13	5935-01-156-7420	95 15
5310-00-934-9748	5 74	5930-01-037-0849	55 15		97 13
	20 76	4140-01-039-8885	75 29	5975-01-184-5831	87 8
5310-00-939-0850	77 5	6850-01-493-7702	BULK 18		89 15
6210-00-941-5863	74 5	8030-01-493-3068	BULK 19		92 20
6210-00-941-5872	74 4	5999-01-052-3527	5 75	5975-01-184-5832	83 10
4730-00-949-8694	50 29				93 11

STOCK NUMBER	FIG. ITEM	STOCK NUMBER	FIG. ITEM	STOCK NUMBER	FIG. ITEM
5975-01-184-5833	84 12	4020-01-242-0582	96 5	4730-01-317-5265	45 38
5975-01-189-6874	83 12		97 6	5305-01-325-8387	3 14
	93 13		104 3		7 6
4730-01-191-9701	38 34		127 6		21 42
	45 15	4320-01-245-6936	116 23		50 56
5340-01-194-9138	78 3	5935-01-245-9425	93 1		108 10
4730-01-200-8460	123 2	5920-01-257-5921	68 93		109 17
	124 2		75 19	5305-01-325-8388	3 30
5330-01-202-7608	53 19	5920-01-258-5034	68 139	4730-01-334-4297	45 5
5330-01-202-7609	53 8	5940-01-260-0111	55 31	5975-01-335-9194	50 38
	87 9		68 98	4730-01-339-7322	45 60
	89 16		75 23	4730-01-345-8904	31 5
	90 14		86 9		45 1
	91 7	5935-01-260-1394	70 1	5310-01-346-3456	6 25
	92 5	5935-01-262-3614	92 27	4730-01-348-6542	38 25
5330-01-210-2698	82 6	4730-01-268-7402	21 15		45 34
	84 13	5975-01-269-9392	94 1	5940-01-352-0231	55 30
4510-01-214-9139	116 24	5975-01-271-4052	81 8		68 99
4730-01-230-6584	21 32		82 3		75 22
	38 40	4730-01-274-1830	137 29		86 8
	45 11	5340-01-274-2744	130 4	5315-01-355-1107	108 23
5935-01-230-9304	95 16	5310-01-274-3255	51 20		109 14
4730-01-231-9692	36 30	6115-01-274-7389	1 37	5430-01-359-4774	116 20
5310-01-232-9769	6 50	5310-01-280-5795	7 8	5975-01-361-4845	74 21
5330-01-234-2617	83 11	5310-01-280-5796	3 16	4730-01-366-3719	56 39
	93 12		21 24	4730-01-366-5540	45 59
4730-01-235-3007	45 12		38 18	4730-01-367-7433	50 11
4730-01-235-5782	56 8		80 16	5310-01-369-8278	1 30
4730-01-235-7927	106 5		108 11		3 71
4730-01-238-1892	45 17		109 18		109 11
4020-01-242-0582	1 4	4330-01-283-2017	137 39	5920-01-372-0225	75 20
	44 7	4730-01-287-1982	137 38	5342-01-378-2902	108 25
	56 59	5935-01-292-6695	89 2	5305-01-387-0114	3 36
	60 3	5340-01-293-2971	68 102	5930-01-388-6354	68 127
	61 2	5925-01-297-3999	94 3	3010-01-389-6410	50 55
	62 2	6150-01-298-1468	55 29	4730-01-395-0433	21 35
	63 2		68 92	6110-01-397-5045	55 20
	64 4	5325-01-301-7903	75 10	6110-01-397-5048	55 19
	65 6	4730-01-302-1692	137 41	5975-01-398-2690	53 9
	68 34	5975-01-305-5099	83 5		92 3
	70 6		85 6	5975-01-400-3410	83 3
	71 3		93 9		85 4
	72 4	5935-01-311-4694	92 26		93 7
	73 3	3439-01-312-2368	BULK 1	5340-01-412-3512	55 34
	79 7	5340-01-315-4296	13 14		68 100
	80 38		14 14		75 24
	95 1	4730-01-317-5265	38 36		86 7

STOCK NUMBER	FIG.	ITEM	STOCK NUMBER	FIG.	ITEM	STOCK NUMBER	FIG.	ITEM
3120-01-417-6145	111	2	4730-01-481-1661	68	5	5305-01-481-1825	68	39
	112	2	5340-01-481-1669	113	1	5305-01-481-1826	68	15
5305-01-417-9018	38	10	5340-01-481-1672	113	4		89	13
5305-01-422-9990	5	53	5340-01-481-1674	113	9	5305-01-481-1829	5	57
	20	56	5340-01-481-1676	80	32		20	58
4730-01-424-7282	49	52		137	6		50	63
6350-01-428-8789	74	20	5340-01-481-1677	113	6	5330-01-481-1830	31	15
6210-01-436-0820	68	13	5340-01-481-1680	5	28	5305-01-481-1832	31	12
	74	8		20	31		36	43
5310-01-446-0272	134	8	5340-01-481-1681	113	2	5330-01-481-1833	31	23
	135	7	5340-01-481-1682	5	18	5315-01-481-1836	36	55
4730-01-446-3253	49	64		20	21	5355-01-481-1844	36	6
	50	48	5305-01-481-1683	5	104	5330-01-481-1845	37	3
	56	37	9320-01-481-1691	113	3	5330-01-481-1846	37	2
5940-01-447-4614	75	54	5315-01-481-1692	8	21	5330-01-481-1848	36	46
	83	1		13	15	5320-01-481-1849	36	28
4730-01-452-5591	137	16		14	15	3510-01-481-1966	9	6
4730-01-453-5025	69	4	5340-01-481-1694	113	7	5340-01-481-1967	12	13
4730-01-453-5124	38	27	4140-01-481-1696	44	3	5315-01-481-1968	5	69
	45	35	4020-01-481-1699	3	54		20	71
	46	10		126	4	4140-01-481-1971	5	115
	56	9	5340-01-481-1700	59	14		20	115
	69	8	5315-01-481-1701	8	22	5306-01-481-1975	13	13
2330-01-458-6865	1	2		13	16		14	13
3010-01-459-2147	50	55		14	16	5310-01-481-1976	36	56
6685-01-459-4844	56	38	5325-01-481-1708	97	8	5305-01-481-1977	109	24
9575-01-460-8986	49	72	5325-01-481-1714	95	19	5310-01-481-1978	108	30
5975-01-460-8991	56	35	5340-01-481-1719	68	87	5340-01-481-1980	109	43
5306-01-461-3325	6	37	5340-01-481-1720	68	114	5315-01-481-2027	110	6
4730-01-463-0354	45	20	5340-01-481-1722	68	50		110	6
4730-01-465-0297	45	19	5340-01-481-1723	68	62		135	10
4730-01-465-6318	45	46		75	7		136	4
4730-01-465-7188	5	105	5305-01-481-1725	68	120	5315-01-481-2030	114	2
	49	65	5340-01-481-1726	68	20	5315-01-481-2031	110	10
	50	49	5340-01-481-1729	54	21	5315-01-481-2034	110	7
5310-01-466-0272	136	7	5331-01-481-1730	54	20	5340-01-481-2035	110	17
3040-01-467-0405	68	126	5340-01-481-1732	54	19	5306-01-481-2037	108	14
5325-01-467-2485	68	68	5342-01-481-1734	54	13	5910-01-481-2049	10	3
5975-01-468-6319	53	18	5331-01-481-1735	54	14	3940-01-481-2068	108	15
5320-01-476-0343	36	19	5330-01-481-1736	36	47	5306-01-481-2072	109	10
	38	16	5325-01-481-1737	20	7	5306-01-481-2075	108	16
	49	67	5325-01-481-1738	68	66	5315-01-481-2076	114	11
	68	4	5355-01-481-1739	5	77	5340-01-481-2077	113	5
	133	7		20	79	5325-01-481-2084	113	8
5999-01-478-5619	68	22	5340-01-481-1740	5	16	5930-01-481-2127	80	27
5340-01-481-1658	68	118		20	19	5935-01-481-2136	71	2
5331-01-481-1660	68	69	5305-01-481-1824	68	38	5975-01-481-2145	82	7

STOCK NUMBER	FIG. ITEM	STOCK NUMBER	FIG. ITEM	STOCK NUMBER	FIG. ITEM
5975-01-481-2145	84 14	5365-01-481-2446	12 6	5325-01-481-3381	51 11
5330-01-481-2186	6 6		20 105	4510-01-481-3383	38 23
3030-01-481-2187	6 57	5340-01-481-3182	74 18	4510-01-481-3384	38 42
5306-01-481-2191	6 5	5340-01-481-3186	51 13	4510-01-481-3385	38 43
5330-01-481-2198	6 11	5330-01-481-3187	50 3	4510-01-481-3386	38 39
5340-01-481-2199	7 13	5315-01-481-3188	51 9	4510-01-481-3387	38 24
5310-01-481-2205	6 24	7025-01-481-3194	74 13	4510-01-481-3388	38 33
5315-01-481-2221	3 53	5340-01-481-3195	74 19	4130-01-481-3390	38 32
5340-01-481-2222	107 6	5305-01-481-3197	3 60	5340-01-481-3393	38 4
5340-01-481-2223	29 3		36 2	5340-01-481-3395	51 8
	30 3		54 18	5340-01-481-3396	38 9
9530-01-481-2226	75 11	5340-01-481-3200	76 3	4730-01-481-3638	31 6
4140-01-481-2228	75 30	5340-01-481-3201	76 4		36 36
5305-01-481-2230	6 40	5340-01-481-3203	56 79		45 6
5305-01-481-2232	8 12	5340-01-481-3206	130 2	4730-01-481-3650	32 6
5340-01-481-2234	8 4	5305-01-481-3210	50 54		33 6
4520-01-481-2235	8 13		51 7		34 6
4520-01-481-2237	8 14	5330-01-481-3216	68 33		35 6
5325-01-481-2238	7 2	5340-01-481-3217	69 6	4730-01-481-3713	32 3
5330-01-481-2239	10 4	5340-01-481-3218	69 5		33 3
5330-01-481-2240	10 1	5340-01-481-3220	68 128		34 3
5330-01-481-2241	5 15	5330-01-481-3222	31 16		35 3
	20 18	5305-01-481-3290	53 27	4730-01-481-3715	36 22
5330-01-481-2243	7 21	5305-01-481-3291	49 76	4730-01-481-3811	59 18
5330-01-481-2247	49 40	5340-01-481-3297	38 15	4730-01-481-3813	22 1
5340-01-481-2249	49 14	3510-01-481-3299	116 12	4730-01-481-3817	120 1
5340-01-481-2250	49 75	3990-01-481-3300	116 18		121 1
5330-01-481-2252	49 73	5340-01-481-3312	49 77	4730-01-481-3819	21 19
5340-01-481-2254	50 7	5340-01-481-3314	55 38	4730-01-481-3828	21 14
	127 7		68 89		26 1
	128 1		75 16		28 1
	137 49		86 4		32 1
5975-01-481-2269	82 4	5340-01-481-3338	76 5		33 1
5975-01-481-2286	81 11	5340-01-481-3339	77 3	4720-01-481-3831	98 1
	103 4	5340-01-481-3342	21 63	4730-01-481-3833	36 27
8340-01-481-2290	108 2	5340-01-481-3344	21 44	4730-01-481-3839	38 38
5340-01-481-2390	7 3	5330-01-481-3349	75 2		45 2
5340-01-481-2391	126 3	7690-01-481-3351	74 3	4730-01-481-3846	36 31
5306-01-481-2392	118 4	5340-01-481-3353	116 19	4720-01-481-3855	70 4
5315-01-481-2393	119 2	5440-01-481-3355	116 16	4730-01-481-3859	31 3
5315-01-481-2394	119 6	5340-01-481-3356	108 41		45 4
4530-01-481-2395	49 9	7690-01-481-3370	68 8	4730-01-481-3874	29 6
5330-01-481-2396	49 38	7690-01-481-3371	68 14		30 6
5340-01-481-2397	49 8	6210-01-481-3372	68 11	4730-01-481-3936	45 26
5975-01-481-2424	54 12		74 6	4730-01-481-3938	36 24
5970-01-481-2431	BULK 9	4140-01-481-3374	51 10	4720-01-481-3992	54 9
5365-01-481-2446	5 103	9540-01-481-3375	38 7	4720-01-481-3994	54 3



STOCK NUMBER	FIG.	ITEM	STOCK NUMBER	FIG.	ITEM	STOCK NUMBER	FIG.	ITEM
4720-01-481-4000	54	2	6130-01-481-4920	68	54	5975-01-481-5221	84	15
4720-01-481-4009	54	4	6685-01-481-4943	49	22	5975-01-481-5222	92	21
4720-01-481-4015	54	1	6685-01-481-4945	31	2	3120-01-481-5263	8	18
4730-01-481-4242	36	42		45	3	3120-01-481-5268	7	19
4730-01-481-4244	23	3		48	2		8	10
				80	46	3120-01-481-5272	7	20
4730-01-481-4245	36	26	4730-01-481-4947	36	23	4730-01-481-5277	58	2
4730-01-481-4262	45	37	6685-01-481-4952	55	24	4730-01-481-5284	49	2
			5970-01-481-4957	3	61	4730-01-481-5291	49	34
4720-01-481-4267	121	3	4730-01-481-4958	45	28	3120-01-481-5292	5	61
4730-01-481-4278	22	2	5970-01-481-4964	38	48		20	63
4820-01-481-4279	36	41	5970-01-481-4967	38	2	6685-01-481-5349	49	60
4820-01-481-4287	36	38	5970-01-481-4970	38	47	5975-01-481-5382	5	109
4820-01-481-4288	36	14	5975-01-481-4977	21	7		20	110
			5975-01-481-4979	21	40	5970-01-481-5383	BULK	11
				54	10	5970-01-481-5384	BULK	12
4820-01-481-4295	66	5		59	3	5970-01-481-5385	BULK	10
4820-01-481-4337	105	7		80	12	5970-01-481-5386	BULK	8
4820-01-481-4342	24	11		105	8	4730-01-481-5398	29	18
5340-01-481-4353	21	5	4730-01-481-4996	29	8		30	17
8415-01-481-4429	130	1		30	8		46	6
6150-01-481-4430	68	112	5975-01-481-5002	87	14		50	35
6150-01-481-4434	68	113		88	5		53	14
6150-01-481-4435	68	111		89	6		56	69
6150-01-481-4436	68	116		90	21		90	2
6150-01-481-4440	68	115		92	11		94	8
6150-01-481-4447	20	106	5975-01-481-5003	90	4	4730-01-481-5403	56	4
6150-01-481-4449	68	80	5975-01-481-5038	109	13	4820-01-481-5414	29	10
			5975-01-481-5041	44	9		29	10
4710-01-481-4487	54	16		84	7		30	10
4710-01-481-4488	23	7	5975-01-481-5123	50	36		38	26
			5975-01-481-5125	94	4		45	27
4710-01-481-4491	23	1	5975-01-481-5129	55	4		46	11
4730-01-481-4493	105	6	4730-01-481-5138	44	10		56	10
4730-01-481-4500	38	44	5975-01-481-5141	96	7		59	7
4730-01-481-4521	105	2	5975-01-481-5142	68	23	4730-01-481-5419	56	46
				75	44		59	19
5940-01-481-4545	68	95	5975-01-481-5153	8	16	4730-01-481-5420	56	13
			6105-01-481-5166	6	60	4810-01-481-5421	50	33
5940-01-481-4555	68	49	6110-01-481-5168	55	28	4730-01-481-5455	38	41
5940-01-481-4567	1	7		68	122	4730-01-481-5456	60	2
			6110-01-481-5174	75	25	4730-01-481-5457	129	1
3120-01-481-4843	109	7	4730-01-481-5182	29	5	4730-01-481-5464	49	25
3120-01-481-4844	108	29		30	5	4730-01-481-5466	58	1
3130-01-481-4845	6	33	4730-01-481-5198	58	7	4730-01-481-5481	49	62
3130-01-481-4846	6	16	5975-01-481-5215	83	13	4730-01-481-5487	49	6
6130-01-481-4916	68	36		93	10	4730-01-481-5494	49	3

STOCK NUMBER	FIG. ITEM	STOCK NUMBER	FIG. ITEM	STOCK NUMBER	FIG. ITEM
4730-01-481-5497	49 26	5935-01-481-6722	95 5	5340-01-481-6870	108 40
4730-01-481-5501	49 24	5935-01-481-6723	95 13		44 2
4730-01-481-5508	53 22		96 3	4730-01-481-7036	56 14
4730-01-481-5510	56 24	5935-01-481-6723	97 4	5340-01-481-7070	8 6
4730-01-481-5514	68 41	5935-01-481-6724	95 8	5340-01-481-7077	68 59
6685-01-481-5522	49 59		96 1	4730-01-481-7078	56 25
6680-01-481-5718	49 4	5935-01-481-6725	95 4	4010-01-481-7080	115 1
5330-01-481-5831	21 2	5935-01-481-6726	80 24	6150-01-481-7085	71 6
5340-01-481-5837	38 14	5935-01-481-6727	95 6	3130-01-481-7086	6 34
4730-01-481-5886	50 10	6145-01-481-6728	5 106	4730-01-481-7089	56 5
	127 9	5925-01-481-6732	68 135	5305-01-481-7094	68 26
4730-01-481-6013	128 3	5925-01-481-6733	68 136	5310-01-481-7099	68 31
	129 4	5925-01-481-6734	68 134	5365-01-481-7204	8 11
4140-01-481-6057	5 79	5925-01-481-6735	68 132	4730-01-481-7209	5 66
	20 81	5925-01-481-6736	68 133		20 68
5330-01-481-6059	6 4	5910-01-481-6737	5 110		59 10
5330-01-481-6060	6 36	5930-01-481-6738	5 102		66 4
4730-01-481-6064	50 34		20 104		69 3
3020-01-481-6088	6 59	5930-01-481-6739	5 65	4720-01-481-7217	120 3
4730-01-481-6095	123 1		20 67	4720-01-481-7232	124 1
	124 3	5998-01-481-6740	68 104	5940-01-481-7274	75 56
4710-01-481-6098	54 8	5930-01-481-6741	68 9	5998-01-481-7285	68 37
4730-01-481-6100	123 4	5930-01-481-6742	68 27	5998-01-481-7286	68 105
	124 4	5930-01-481-6743	68 28	5998-01-481-7287	68 107
4730-01-481-6101	120 4	5930-01-481-6744	68 29	5998-01-481-7289	68 109
	121 4	5945-01-481-6745	68 85	5998-01-481-7290	68 106
3020-01-481-6102	6 56	5945-01-481-6746	68 81	5998-01-481-7291	74 14
4730-01-481-6111	125 4	5945-01-481-6747	68 124	6060-01-481-7292	8 3
4730-01-481-6123	56 16	5945-01-481-6748	68 123	2510-01-481-7293	109 29
5905-01-481-6706	68 86	5945-01-481-6749	69 1	6145-01-481-7343	74 12
5920-01-481-6708	68 84	5945-01-481-6750	55 12	6625-01-481-7347	68 55
	68 84	5945-01-481-6751	55 36	6105-01-481-7355	51 1
5925-01-481-6710	55 33		75 27	4730-01-481-7362	56 42
5925-01-481-6711	55 37	5945-01-481-6773	68 82		68 43
5930-01-481-6712	68 125	5945-01-481-6774	75 26	5940-01-481-7367	5 98
5930-01-481-6713	68 10	5945-01-481-6775	75 28		20 86
5930-01-481-6716	49 50	4730-01-481-6852	50 8		84 1
5930-01-481-6717	49 49		127 8	4730-01-481-7375	6 58
	68 7		128 2	4730-01-481-7378	6 55
	74 9		137 48	5930-01-481-7429	5 70
	75 8	4730-01-481-6854	50 22		20 72
5935-01-481-6718	101 2		127 2		36 52
	102 2		129 5	4730-01-481-7471	56 58
5935-01-481-6719	80 35		137 46	4720-01-481-7475	56 23
5935-01-481-6720	96 4	3510-01-481-6856	5 40	5940-01-481-7491	5 116
	97 14		20 43		20 116
5935-01-481-6721	95 3	4520-01-481-6861	44 4		44 5

STOCK NUMBER	FIG. ITEM	STOCK NUMBER	FIG. ITEM	STOCK NUMBER	FIG. ITEM
5940-01-481-7491	86 3	4820-01-481-7794	20 49	2940-01-481-8003	5 76
5975-01-481-7494	5 107		23 8		20 78
	20 107		24 8	4730-01-481-8012	5 47
	80 36		25 2		20 50
	91 9		32 4		23 9
5975-01-481-7524	5 112		33 4		24 9
	20 112		34 4		25 3
4730-01-481-7534	127 4		35 4		26 4
	128 4	2510-01-481-7795	5 100		28 4
	129 2		20 102		32 5
5340-01-481-7535	108 37	2510-01-481-7796	5 25		33 5
5975-01-481-7537	5 95		20 28		34 5
	20 101	4730-01-481-7797	68 70		35 5
4710-01-481-7538	56 61		56 22		36 58
5340-01-481-7539	56 64	4710-01-481-7803	28 2		58 9
5340-01-481-7543	75 34	4710-01-481-7808	26 2		59 9
4710-01-481-7545	6 1	4730-01-481-7809	45 36	4810-01-481-8013	45 18
5330-01-481-7549	6 10	4710-01-481-7811	24 1	4810-01-481-8015	69 2
4460-01-481-7552	49 13	4710-01-481-7815	23 10	4730-01-481-8063	5 50
4710-01-481-7553	21 30	4730-01-481-7818	65 4		20 51
4710-01-481-7555	21 49		66 3		24 12
5340-01-481-7575	50 23		67 2	4730-01-481-8064	5 48
	127 1	4710-01-481-7824	23 2		20 53
	129 6		24 2	4730-01-481-8065	5 49
	137 45	3510-01-481-7830	9 7		20 52
4710-01-481-7579	32 2	5920-01-481-7859	68 97		21 45
4710-01-481-7583	33 2		75 18		23 6
4710-01-481-7585	35 2	4820-01-481-7874	5 20		24 6
4710-01-481-7588	34 2		20 23	3040-01-481-8068	6 38
4710-01-481-7599	21 13	4730-01-481-7879	114 10	2990-01-481-8070	49 19
4710-01-481-7602	21 28	3040-01-481-7913	6 46	4330-01-481-8085	45 30
4710-01-481-7603	21 10	4730-01-481-7929	5 45	4730-01-481-8089	6 18
4330-01-481-7604	57 3		20 48	5340-01-481-8105	68 60
4030-01-481-7608	115 4		21 11	4720-01-481-8113	21 38
4710-01-481-7630	21 57		23 5	4730-01-481-8114	50 43
4710-01-481-7641	23 11		24 5		55 3
4330-01-481-7643	58 8		25 4		98 3
4710-01-481-7644	24 15		29 7		99 3
4710-01-481-7646	21 46		30 7	1450-01-481-8119	110 11
4310-01-481-7647	56 47		34 1	4730-01-481-8120	38 49
4030-01-481-7650	126 2		35 1	4730-01-481-8122	38 52
3040-01-481-7658	6 45	4820-01-481-7937	56 15	4320-01-481-8124	49 35
3040-01-481-7660	6 13	4820-01-481-7939	49 23	4320-01-481-8125	29 1
4730-01-481-7664	49 32	4820-01-481-7940	56 7		30 1
4730-01-481-7670	120 2	4820-01-481-7941	50 19	4320-01-481-8143	46 1
	121 2	6625-01-481-7953	48 4	4730-01-481-8149	38 45
4820-01-481-7794	5 46	6625-01-481-7956	48 3	4730-01-481-8151	38 46

STOCK NUMBER	FIG. ITEM	STOCK NUMBER	FIG. ITEM	STOCK NUMBER	FIG. ITEM
4730-01-481-8154	49 27	9905-01-492-7536	107 10	4710-01-493-4626	25 1
4730-01-481-8158	49 5	9905-01-492-7537	107 9	5330-01-493-4669	68 44
4730-01-481-8161	49 74	9905-01-492-7538	107 8	3510-01-493-4690	9 2
4820-01-481-8163	49 33	9905-01-492-7539	68 67	5340-01-493-4700	13 8
4730-01-481-8164	36 40	9905-01-492-7540	68 72		14 8
4730-01-481-8167	105 10	9905-01-492-7541	133 4	4420-01-493-4707	20 40
4320-01-481-8168	50 51	9905-01-492-7542	107 2	6150-01-493-4720	68 117
4710-01-481-8170	54 6	9905-01-492-7998	68 73	5940-01-493-5171	81 14
4730-01-481-8175	38 37	9905-01-492-7999	68 74	5940-01-493-5179	44 6
	56 3	9905-01-492-9126	133 6	5340-01-493-5219	116 4
4730-01-481-8182	45 29	8030-01-493-3068	BULK 18	5340-01-493-5221	114 8
4730-01-481-8183	49 46	5340-01-493-4354	118 1	5240-01-493-5223	117 1
6110-01-481-8184	75 45	5340-01-493-4358	109 28	5305-01-493-5272	6 42
6110-01-481-8185	75 41	5340-01-493-4361	109 33	5305-01-493-5297	6 41
6110-01-481-8191	68 24	5340-01-493-4403	126 1	5940-01-493-5363	5 116
	130 5	5340-01-493-4404	8 20		20 117
5120-01-481-8392	130 6	5340-01-493-4405	8 19	5340-01-493-5368	68 130
3950-01-481-8473	3 39	5330-01-493-4411	29 4	5320-01-493-5457	114 7
4820-01-481-9147	13 7		30 4	5340-01-493-5513	7 4
	14 7	4730-01-493-4419	45 23	5980-01-493-5664	68 12
4820-01-481-9159	36 25	4730-01-493-4448	49 63	5945-01-493-5668	68 79
8030-01-481-9218	BULK 2	4730-01-493-4465	49 71	5945-01-493-5669	68 101
9905-01-481-9219	133 1	5330-01-493-4519	7 5	5980-01-493-5670	53 25
9905-01-481-9220	133 11	4720-01-493-4528	123 3	5996-01-493-5671	55 17
9905-01-481-9222	133 5	5320-01-493-4538	114 6	4030-01-493-5769	115 3
9905-01-481-9561	68 2	5305-01-493-4539	110 15	5895-01-493-5973	55 18
9905-01-481-9562	133 8	8315-01-493-4550	15 2	5940-01-493-5988	55 10
8040-01-481-9565	BULK 3		16 2	5975-01-493-5989	89 1
9905-01-481-9566	75 9		17 2	5940-01-493-5997	55 21
4810-01-481-9610	26 3		18 2	5975-01-493-6005	83 7
	28 3		39 2		85 8
9905-01-481-9814	49 48		40 2		93 16
5140-01-482-0015	130 10		41 2	6685-01-493-6046	49 61
5120-01-482-0016	130 8		42 2	5340-01-493-6125	12 1
9905-01-482-0017	133 2		43 2		13 1
9905-01-482-0376	68 129	5320-01-493-4556	15 4		14 1
3040-01-482-0456	36 59		16 4	6110-01-493-6150	75 38
5340-01-482-1107	56 72		17 4	5940-01-493-6176	46 4
	51 21		18 4		56 66
3040-01-482-1254	5 19		39 4		68 149
	20 22		40 4		71 4
5305-01-482-3730	110 12		41 4		72 5
8340-01-482-9868	108 39		42 4		73 1
5331-01-486-1729	137 13		43 4		75 52
9905-01-492-7529	133 3	5305-01-493-4558	75 35		90 25
9905-01-492-7530	68 3	5430-01-493-4592	56 1		92 17
9905-01-492-7535	107 3	3040-01-493-4622	8 5		98 4

STOCK NUMBER	FIG.	ITEM	STOCK NUMBER	FIG.	ITEM	STOCK NUMBER	FIG.	ITEM
5940-01-493-6176	99	4	5340-01-506-2723	20	69	4730-01-506-4399	49	70
5975-01-493-6188	84	9	9905-01-506-2724	68	6	4730-01-506-4403	24	13
5975-01-493-6189	87	5	5306-01-506-2726	19	4	4730-01-506-4407	45	40
	88	1	9905-01-506-2734	133	9	4730-01-506-4411	21	33
5975-01-493-6193	90	9	5306-01-506-2737	19	5	4730-01-506-4417	56	78
5975-01-493-6201	95	17		27	5	4810-01-506-4425	56	26
5975-01-493-6209	96	9	9905-01-506-2739	137	52	4730-01-506-4429	45	44
5940-01-493-6369	70	5	9990-01-506-2743	137	47	5306-01-506-4441	27	4
	79	2	9905-01-506-2750	137	5	5306-01-506-4450	27	3
	92	18	9905-01-506-2755	49	68	5340-01-506-4455	27	6
	93	3	5340-01-506-2760	19	6	5340-01-506-4458	47	5
5975-01-493-6378	5	110	5340-01-506-2768	56	20	5340-01-506-4477	45	32
	20	109	5340-01-506-2773	137	32	5310-01-506-4485	31	19
5940-01-493-6456	55	7	5330-01-506-2780	137	18	4730-01-506-4624	50	21
6105-01-493-6478	5	77	3940-01-506-2791	131	2	4820-01-506-4629	56	11
	20	80	3940-01-506-2804	131	1	4730-01-506-4633	45	47
6850-01-493-7702	BULK	17	4930-01-506-2824	125	1	4730-01-506-4635	24	14
5975-01-493-8975	53	6	5305-01-506-2843	134	4	4730-01-506-4639	45	22
	87	11	5305-01-506-2849	134	3	4730-01-506-4645	45	48
	89	10		135	12	4730-01-506-4673	49	28
	90	18	5305-01-506-2853	134	10		137	61
3110-01-493-9701	6	17		135	11	4810-01-506-4677	19	1
5940-01-494-0234	68	153		136	3	4810-01-506-4679	27	1
	73	4	4730-01-506-2863	56	49	4730-01-506-5034	45	45
	79	8	5340-01-506-2870	136	2	4730-01-506-5066	56	56
	92	19	4730-01-506-2875	137	53		106	2
	95	12	4730-01-506-2884	56	77	4730-01-506-5073	36	16
	96	16	4930-01-506-2912	130	9	4820-01-506-5078	19	2
6150-01-494-0237	68	131	5440-01-506-2927	1	33	4330-01-506-5083	45	43
5331-01-494-0631	96	8	4730-01-506-2975	105	9	8110-01-506-5129	137	14
5331-01-494-0637	95	18		106	1	4330-01-506-5167	47	1
9150-01-496-4919	BULK	4		125	3	4710-01-506-5225	24	10
5935-01-506-0774	50	45	4730-01-506-2978	56	57	3040-01-506-5232	135	9
5935-01-506-0780	94	2	5355-01-506-3409	29	2		136	5
5930-01-506-0788	50	46		30	2	4330-01-506-5233	137	40
5945-01-506-0789	55	35	5305-01-506-3425	3	46	5975-01-506-5235	5	98
5945-01-506-0974	68	137	5320-01-506-3436	133	10		20	83
5998-01-506-0988	68	108	5320-01-506-3443	137	4	2915-01-506-5248	52	7
4730-01-506-2363	106	4	5340-01-506-3492	94	14	6105-01-506-5260	50	63
5306-01-506-2699	47	4	5305-01-506-3558	80	40	4030-01-506-5396	137	31
5340-01-506-2704	47	3	5315-01-506-3566	117	2	4330-01-506-5448	45	31
5330-01-506-2710	47	7	5680-01-506-3651	137	17	4730-01-506-5451	56	2
5330-01-506-2711	47	2	4730-01-506-4089	132	2	4330-01-506-5453	52	2
5306-01-506-2713	19	3	4440-01-506-4096	56	21	5910-01-506-5477	137	11
9905-01-506-2720	1	22	4730-01-506-4106	45	42	4330-01-506-5497	52	3
9905-01-506-2722	49	58	4730-01-506-4123	45	25	4730-01-506-5506	137	59
5340-01-506-2723	5	66	4730-01-506-4380	45	13	3010-01-506-5508	50	62

STOCK NUMBER	FIG. ITEM	STOCK NUMBER	FIG. ITEM	STOCK NUMBER	FIG. ITEM
4330-01-506-5524	56 81	3040-01-506-5548	27 7	4330-01-506-6345	57 1
4730-01-506-5530	132 3	4330-01-506-5552	47 6	4330-01-506-6352	57 5
4730-01-506-5534	45 24	5940-01-506-5576	68 138	7240-01-506-7080	125 5
4730-01-506-5536	137 15	4330-01-506-5774	45 49	6685-01-506-7129	5 7
3040-01-506-5540	5 67	5360-01-506-5844	6 47		20 10
	20 70	4820-01-506-5868	27 2		36 39
4330-01-506-5544	45 41	4720-01-506-5882	132 1	5440-01-507-0204	119 1
6685-01-506-5546	49 69	4720-01-506-6321	49 29		
3040-01-506-5548	19 7	2920-01-506-6332	55 2		

**REPAIR PARTS AND SPECIAL TOOL LIST (RPSTL)  
LAUNDRY ADVANCED SYSTEM (LADS)  
NSN: 3510-01-463-0114  
PART NUMBER INDEX**

PART NUMBER	FIG.	ITEM	PART NUMBER	FIG.	ITEM	PART NUMBER	FIG.	ITEM
AA50553-III-1-P-04-S	44	8	BLSG-150	81	8	K-75	87	10
	84	6		82	3		89	17
ABM1M-A-C	74	21	BP-15C	20	31		90	15
AS568-227	137	13	BT-03-3238	1	2		91	8
B1821BH038C125N	12	5	BU100I	83	3		92	4
	13	5		85	4	K-100	83	12
	14	4		93	7	K-100	93	13
	108	28	C40MPF-SFY-2	31	23	K-50	53	20
B1821BH050C175N	109	41	CLB-150M	80	17	LB75-M	87	8
	5	85	CLSS-032-2	69	7		89	15
	6	67	DC31934-1	31	2		92	20
B1821BH050C350N	20	92	DPC40-6E1-10-116	44	1	LB100-M	83	10
	3	17	DS46U	68	127		93	11
BL-100	108	36	F613D	137	57	LB125-M	84	12
	83	4	F668	137	30	LB150-M	82	5
	85	5	FCC-A-C8	68	102	LCA6-14-L	75	54
BL-150	93	8	FDI14-250C	74	10		83	1
	81	7	FDI18-250C	74	11		75	55
BL-50	82	2	FFL-150	103	1	LOCTITE262	BULK	14
	53	13	FFL-50	53	23	LTX11-5	94	1
	90	3	FFL-75	89	11	MEP 805A	1	37
BL-75	94	13		91	5	MIL-T-27730, SZ 1	BULK	16
	53	2		92	1	MS15003-1	6	12
	87	13	FL00041	68	40	MS15003-4	6	70
	88	4	G15181CB	137	27	MS15795-805	15	3
	89	7	G863-000712	113	8		16	3
	90	20	GK100-N	83	11		17	3
	92	10		93	12		18	3
BLSG-75	44	13	GK125-150-N	82	6		36	53
	53	5		84	13		39	3
	87	12	GK50-N	53	19		40	3
	88	3	GK75-N	53	8		41	3
	89	9		87	9		42	3
	90	19		89	16		43	3
	92	9		90	14		68	17
	101	1		91	7	MS15795-808	1	25
	102	1		92	5		3	49
	BLSG-100	83	5	HB150	81	6		36
85		6		82	1		56	29
93		9	K-75	53	7		68	61

PART NUMBER	FIG.	ITEM	PART NUMBER	FIG.	ITEM	PART NUMBER	FIG.	ITEM	
MS15795-808	75	31	MS17829-4C	8	17	MS27183-12	50	28	
	80	26		20	16	MS27183-14	3	37	
	119	3		21	64		5	54	
	126	6	MS17829-5F	137	19		20	57	
MS15795-809	1	6	MS17829-6C	36	7		50	60	
	5	59	MS17829-8C	5	2		51	4	
	20	62		20	2		53	4	
	31	18		36	12	MS27183-18	3	11	
	36	49	MS17830-4C	1	5		6	69	
	38	31		3	29		108	32	
	45	57		45	58		137	33	
	56	75		80	10	MS27183-19	1	29	
	108	17		81	5	MS27183-21	1	16	
	109	8		109	9		3	3	
MS15795-810	3	28	MS17830-6C	5	35		108	20	
	21	60		8	7	MS27183-22	1	17	
	37	4		20	38	MS27183-3	5	71	
	80	8		75	39		20	74	
MS15795-812	81	4		110	3	MS27183-52	51	20	
	56	52		134	6	MS27183-56	7	8	
	134	9		135	4	MS27183-57	3	16	
	135	8		137	20		21	24	
MS15795-814	136	6	MS21044-C3	1	26		38	18	
	5	36		3	48		80	16	
	8	8		36	61		108	11	
	20	39		56	31		109	18	
	36	5		68	25	MS27183-8	5	55	
	38	21		75	32		20	60	
	45	55	MS21083-C06	68	30		50	67	
	56	19		89	8	MS35206-283	137	44	
	75	40		107	1	MS35207-263	137	7	
	109	26	MS21083-C08	77	5	MS35307-303	5	3	
MS15795-818	110	4	MS21083-C3	80	28		7	15	
	134	5		126	7		8	15	
	135	3	MS24524-22	68	21		11	4	
	137	22	MS24665-437	108	24		20	3	
	137	25		109	15		55	27	
	5	63	MS24693-C26	74	2	MS35307-304	56	73	
	20	66	MS27183-10	4	5	MS35307-306	3	27	
	36	9		12	15		5	41	
	MS15795-819	31	10		13	10		8	1
	MS15795-841	68	103		14	10		20	44
77		4		49	56		21	62	
MS15795-842	21	67		50	40		38	29	
MS16996-12	36	57		109	31		108	8	
MS16996-32	137	23		137	42		137	62	
MS17829-4C	5	13	MS27183-12	49	12	MS35307-308	1	8	



PART NUMBER	FIG.	ITEM	PART NUMBER	FIG.	ITEM	PART NUMBER	FIG.	ITEM
MS35307-308	3	74	MS35333-73	9	3	MS35338-46	108	27
	21	61		21	66		137	9
	45	56		55	39	MS35338-48	3	10
	80	7		56	30		5	87
	81	2		68	90		6	49
MS35307-310	80	13		86	6		12	10
	109	4		110	8		20	94
MS35307-329	7	9		114	3		49	43
MS35307-331	137	54		117	4		108	33
MS35307-332	56	50		119	4		137	34
MS35307-358	6	9	MS35333-74	31	13	MS35338-50	1	15
	45	53		36	44		3	4
	135	5		37	5		6	62
MS35307-360	5	39		38	11		49	41
	20	42		55	26	MS35338-51	6	26
	38	19		108	9	MS35338-53	6	23
	56	63		109	5	MS35338-139	5	4
MS35307-362	6	7	MS35333-76	137	10		7	12
MS35307-364	5	12	MS35338-40	5	72		7	16
	8	9		20	75		8	2
	20	15	MS35338-43	5	56		11	5
	56	17		20	59		20	4
	137	24		50	66		38	30
MS35307-365	5	11	MS35338-44	3	73		56	74
	20	14		5	91		108	18
	36	4		12	16		137	63
MS35307-366	5	53		13	11	MS35338-140	7	10
MS35307-366S316	20	56		14	11		56	51
MS35307-368	5	82		20	99		137	55
	20	88		49	55	MS35338-141	5	32
MS35307-372	110	14		50	16		6	8
MS35307-376	110	5		51	16		20	35
MS35307-413	31	9		137	43		38	20
MS35307-417	5	29	MS35338-45	49	11		45	54
	20	32		50	6		56	18
MS35307-425	36	8	MS35338-46	3	15		109	25
MS35307-481	5	21		5	51		118	2
	20	24		6	53		135	6
MS35333-70	36	51		7	7	MS35338-143	5	62
MS35333-71	68	16		12	4		20	65
	74	17		13	4		31	11
	75	4		14	5		108	13
MS35333-72	55	8		20	54		109	12
	68	57		21	23	MS35649-244	5	73
	75	13		50	59		20	76
	110	16		51	3	MS35649-2252	12	17
MS35333-73	3	55		80	29		13	12

PART NUMBER	FIG.	ITEM	PART NUMBER	FIG.	ITEM	PART NUMBER	FIG.	ITEM
MS35649-2252	14	12	MS51958-65	1	23	MS90725-164	6	63
MS35649-2382	5	17		3	50	MS90725-185	6	37
MS35649-2382	20	20		56	34	MS90725-3	5	90
MS35649-2384	109	44		68	121		20	98
MS35869-23	50	54		80	31		52	8
MS51095-416	3	38	MS51958-67	80	25	MS90725-32	50	64
	49	36	MS51959-45	76	2	MS90725-34	49	10
	108	34	MS51959-46	77	2		50	27
MS51922-1	4	6		94	10	MS90725-58	5	83
	109	32	MS51967-14	5	88		6	52
MS51922-17	3	42		6	68		20	90
	21	48		12	11	MS90725-6	50	39
	38	22		20	95	MS90725-60	3	23
	80	19		49	44		21	22
	108	12		137	35		38	17
	109	19	MS51967-2	49	54		51	6
MS51922-33	1	32		50	17		53	3
	3	18		51	17		80	23
	108	38	MS51967-20	6	61		137	8
MS51922-49	1	21	MS51967-21	3	5	MS90725-64	3	14
	3	6		49	42		7	6
	108	21	MS51967-5	50	5		21	42
MS51957-15	36	50	MS51967-8	51	2		50	58
MS51957-17	5	70	MS51971-1	5	9		108	10
	20	73		7	11		109	17
MS51957-28	68	19		10	6	MS90725-65	5	79
	74	15		20	12		20	82
	107	7		31	14		80	15
MS51957-30	75	3		36	45	MS90725-70	3	36
MS51957-35	68	32		37	6	MS90725-72	108	35
MS51957-45	55	22		109	6		109	34
	68	58	MS51971-3	5	31	MS90725-8	4	4
	75	12		20	34	MS90725-8	13	9
MS51957-47	55	9		56	65		14	9
	68	56		118	3		49	57
	75	17	MS51971-5	5	61		50	41
MS51957-63	9	4		20	64		109	30
MS51958-61	110	9	MS90557C44412S	104	1	MS90728-115	1	31
	114	4	MS90558C44412P	81	1		6	44
	117	3	MS90725-14	109	39	MS90728-119	1	28
MS51958-63	21	65	MS90725-109	12	12	MS90728-127	6	43
	55	40	MS90725-111	6	51	MS90728-164	3	7
	56	28	MS90725-113	3	30	MS90728-166	3	2
	68	91	MS90725-115	12	7		108	26
	86	5	MS90725-117	3	70	MS90728-167	1	14
	119	5		49	37	MS90728-168	1	18
	126	5	MS90725-119	3	9		49	39

PART NUMBER	FIG.	ITEM	PART NUMBER	FIG.	ITEM	PART NUMBER	FIG.	ITEM
MS90728-244	6	14	ST-75	90	16	13228E3248-2	137	26
P1006-1420	21	59		91	1	13228E3249	137	21
P1008	3	22		92	7	1367K11	BULK	15
	21	52	ST-100	83	8	13MHHS-2-S	31	25
	56	27		93	14	1416K14	BULK	4
	80	30	ST-125	84	10	149F-4-4	50	37
P1010	3	64	ST-150	81	9		52	1
P1111	45	10		82	8	150F-6-6	50	12
	80	3		103	2	16-10-312-14	78	3
P1112	80	41	ST-9050	29	11	169C-4-2	31	7
P1113	3	35		30	11		36	37
	45	21		46	2		49	45
	80	53		53	17		55	16
P1114	80	52		56	70	1-87309-4	70	2
P1117	21	4		90	1		90	24
P1121	3	52		94	12		92	25
P1126	45	8	ST-9075	53	30		93	2
P1-30099	74	9	T40DR-0577	49	20		95	14
P2025	105	4	T75-M	53	9		96	10
P2035	21	53		92	3		97	12
P2037	21	26	TB75-M	90	13	1969-4X-ZN	109	42
P2038	54	17		91	6	1969-7X-ZN	109	40
P2039	21	25	VF-31E	137	39	1X3/8 PTRB	137	41
P2053	56	20	VS68NTA-6-4	137	29	207ACBH-6	137	51
PARATHERMNF	BULK	18	VS68NTA-8-6	137	36	207P-4	50	48
PK12GTA	68	51	XC-09-330-Q	74	20	207P-8	45	14
	75	46	06WX9812	99	4	209P-12-4	56	8
PK7GTA	55	11	102387-1	92	27	209P-4-2	49	64
PPP-D-729	116	21	102387-3	95	16		50	50
RB125-75	44	10	102387-4	70	1		56	37
RB75-50	5	112	102387-6	92	26	209P-8-4	38	25
	20	113	102387-8	96	11		45	34
	53	10	102387-9	95	15	215PNL-2-15	50	52
	89	12		97	13		58	5
	90	12	10T250-4-1/2	31	16	215PNL-4-20	36	15
S-250/2INCH	137	14	1-102387-0	93	1		56	43
SC4210-0001	116	22	12112	BULK	2	2200P-2-2	58	3
SNW 22	6	35	125HBL-12-8	21	32	2203P-2	58	6
SP411-G	50	38		38	40	2-21-000-01-2	51	18
ST-50	29	13		45	11	2-21-G00001	49	16
	53	11	125HBL-16-12	45	60	2-21-G00002	49	15
	56	54	125HBL-16-16	31	5	2-21-G00003	49	17
	90	11	125HBL-16-16	45	1	2-21-G00004	49	18
	94	9	125HBL-6-6	127	3	2-21-G00005	51	5
ST-75	44	11	125HBLSV-6-6	137	53	222P-6-4	52	5
	53	15	129HB-6-6	137	16	2224P-4	50	49
	87	6	12MB	74	7	2225P-2	58	4

PART NUMBER	FIG.	ITEM	PART NUMBER	FIG.	ITEM	PART NUMBER	FIG.	ITEM
2-30-G00003	49	35	3891T18	130	4	4568K131	56	45
23431	BULK	19	3-91-G00001	49	21		59	4
2-45-G00026	55	1	3-91-G000-01--19	53	12	4568K151	56	12
2-45-G00027	55	13	3-91-G000-01--20	53	16		127	10
2510A	89	2	3-91-G00002	50	1	4568K152	50	21
2513	122	2	3A993	55	33	4568K153	50	11
2643	51	19	417-107-M	84	5	4568K155	50	9
30-030	BULK	5	41FS-6	50	13		56	80
30-211	46	8	42F-4	49	78	4568K171	21	35
	56	53	42F-6	50	29	4568K177	45	13
	68	150	4429K115	31	4	4568K194	45	46
	80	42		45	25	4568K196	45	44
	92	6	4429K151	38	27	4568K199	45	45
	96	13		45	35	4568K224	45	19
30-222	29	16		46	10	4568K233	45	26
	30	15		56	9	4568K261	24	13
	89	4		69	8	4568K292	36	24
30292	5	107	4429K153	45	59	4666FTTS-1-1/2"	32	4
	20	108	4429K154	45	40		33	4
3043T11	50	18	4429K155	45	5		34	4
32060	46	7	4429K162	56	78		35	4
	56	55	4429K163	21	33	46F-4-6	52	4
	79	4	4429K165	45	20	46F-6-6	50	20
	93	20	4429K168	36	27	4726K12	45	39
3225T22	49	72	4429K169	49	70	47A4446G36	68	126
3225T23	56	35	4429K171	36	16	4830K151	137	50
32498	68	151	4429K213	56	39	48F-4-4	50	32
	79	6	4429K215	45	48	4921K2	54	7
	90	27	4429K251	56	44	504C323G08	68	10
	93	23		59	5	50785K116	56	2
34541	68	152	4429K253	45	12	50785K41	5	104
	70	3	4429K312	69	4	50785K41	49	65
	72	2	4429K423	45	42		50	51
	73	6	4429K425	45	47	5-10-G00002	49	53
	75	53	4429K461	45	22	5-10-G00003	50	15
	90	6	4429K734	45	24	5-10-G00010	50	24
	92	23	4438-01	57	2	5-10-G00-01-5	51	12
	93	21	4443K725	137	38	5-10-G00-01-8	51	15
3465T14	115	2	4444-01	57	3	5-10-G00-01-9	55	23
35108	29	17	44615K438	49	24	51495K193	56	57
	30	16	44615K488	49	7	51495K194	56	77
35559	72	3	44705K81	137	59	51495K214	32	5
	73	5	4511K75	21	2		33	5
363RS-B001	137	56	4549K572	53	21		34	5
363RS-C001	137	1	4568K131	29	9		35	5
363RS-P004	137	3		30	9	51875K61	49	52
363RS-P005	137	12		50	47	5-20-000069	51	14

PART NUMBER	FIG.	ITEM	PART NUMBER	FIG.	ITEM	PART NUMBER	FIG.	ITEM
52155K24	24	14	5238190	20	87	5238852	7	18
52155K54	32	3	5238200	5	10	5238909	12	3
	33	3		20	13		13	3
	34	3	5238231	7	1		14	3
	35	3	5238232	5	14	5238912	12	9
52185K541	56	49		20	17	5238915	12	8
	106	4	5238300	5	5	5238920	5	27
52185K557	56	56		20	8		20	30
	106	2	5238307	5	33	5238921	12	2
5-21-G00005	50	2		20	36	5238930	5	23
5-21-G00005-3	50	4	5238326	20	6		20	26
5-21-G00100	50	61	5238327	20	5	5238931	13	2
5-21-G00101	50	42	5238400	5	26	5238940	5	24
5-21-G00102	49	66	5238430	5	89		20	27
52-3191	74	4		20	96	5238941	14	2
52-3192	74	5	5238432	5	86	5238998	14	6
52-3195	74	6		20	93	5238999	13	6
5238000	3	19	5238435	5	92	5242	94	2
5238001	3	1		20	97	52534 D2	12	13
5238100	5	93	5238438	5	100	5262	53	31
	20	100	5238438	20	103	5263	53	29
5238112	6	27	5238439	5	52	5269-0	94	14
5238113	6	15		20	55	5-30-G04272	52	6
5238121	6	39	5238441	6	2	5346K14	36	30
5238133	6	3	5238499	5	113	5346K28	38	36
5238137	6	20	5238499	20	114		45	38
5238138	6	30	5238500	5	6	5346K35	105	9
5238139	6	32	5238500	20	9		106	1
5238140	6	19	5238511	9	1		125	3
5238141	6	31	5238600	5	22	5346K42	106	5
5238165	6	21		20	25	5346K81	31	6
5238166	6	22	5238700	5	58	5349K48	137	15
5238167	6	29		20	61	5363K15	34	1
5238168	6	28	5238701	10	2		35	1
5238172	6	65	5238710	10	5	5363K16	32	1
5238175	6	64	5238730	7	3		33	1
5238176	6	66	5238809	5	8	5385A14	130	7
5238178	5	80		20	11	54155K18	49	28
	20	89	5238816	5	34		137	61
5238179	5	84	5238816	20	37	5416K16	21	36
	20	91	5238833	5	30		38	34
5238180	6	48		20	33		45	15
5238185	6	54	5238840	7	14	5416K38	9	5
5238187	11	3	5238845	7	22	5X852	55	32
5238188	11	2	5238850	5	1	60-144-0160	45	17
5238189	11	1		20	1	6071K12	13	14
5238190	5	81	5238851	7	17		14	14

PART NUMBER	FIG.	ITEM	PART NUMBER	FIG.	ITEM	PART NUMBER	FIG.	ITEM
6-1-6274	116	24	76455A12	BULK	9	863-000217	133	2
6-1-9932	116	23	76455A41-ORG	BULK	10	863-000219	5	110
62602	21	39	76455A41-RED	BULK	11		20	109
	45	61	76455A41-WHT	BULK	12	863-000220	5	108
62C-4	49	79	7-64-G00001	49	51		20	110
	55	6	7-64-G00001-18	50	30	863-000222	19	6
6332	21	16	7-64-G00001-7	50	44	863-000223	94	4
6340	21	15	7-64-G000-19	50	14	863-000224	5	99
6364	123	2	7659A5	BULK	1		20	102
	124	2	85-11-420-16	76	7	863-000227	19	5
6599I	94	3	85-34-201-20	76	8	863-000228	27	6
68C-4-2	45	7	85-35-309-56	75	10		75	33
68NTA-6-2	137	28	863-000000-16	1	3	863-000229	75	29
69915K53	50	43	863-000090	1	11	863-000230	19	4
	55	3	863-000090-18	137	2	863-000231	23	4
	98	3	863-000090-21	137	58	863-000232	19	3
7130K57	5	98	863-000090-23	137	60	863-000233	70	5
	20	83	863-000090-52	137	37		79	2
7134K2	1	4	863-000100	1	38		92	18
	44	7	863-000110	1	39		93	3
	56	59	863-000120	1	40	863-000234	46	4
	60	3	863-000130	1	24		56	66
	61	2	863-000140	1	10		68	149
	62	2	863-000150	1	9		71	4
	63	2	863-000160	1	20		72	5
	65	6	863-000170	1	19		73	1
	68	34	863-000180	1	12		75	52
	70	6	863-000190	1	13		90	25
	71	3	863-000200	1	34		92	17
	72	4	863-000202	122	1		98	4
	73	3	863-000203	5	66		99	3
	79	7	863-000203	20	69	863-000235	27	1
	80	38	863-000204	5	67	863-000236	45	31
	95	1		20	70	863-000239	27	2
	96	5	863-000205	1	33	863-000240	45	32
	97	6	863-000206	1	22	863-000241	27	4
	104	3		19	2	863-000242	27	3
	127	6	863-000207	6	47	863-000243	45	41
7502-2	109	36	863-000208	19	1	863-000246	36	46
7502-3	109	35	863-000209	19	7	863-000247	117	2
7-51-G00002	49	1		27	7	863-000248	45	43
7-53-G000-01	53	1	863-000210	1	35	863-000249	47	1
7-53-G000-01-18	55	41	863-000212	133	11	863-000250	47	2
7-53-G000-01-19	55	42	863-000213	54	12	863-000251	47	7
7-53-G000-01-42	55	5	863-000214	68	23	863-000252	128	3
7587A32	BULK	3		75	44		129	4
7643A31	BULK	8	863-000216	133	1	863-000253	47	3

PART NUMBER	FIG.	ITEM	PART NUMBER	FIG.	ITEM	PART NUMBER	FIG.	ITEM
863-000254	47	4	863-000304	5	116	863-000352	56	13
863-000255	47	5	863-000304	20	117	863-000353	56	4
863-000256	47	6	863-000307	136	2	863-000354	45	29
863-000257	49	29	863-000309	3	54	863-000355	29	8
863-000258	49	58		126	4		30	8
863-000261	54	21	863-000310	137	5	863-000356	36	23
863-000262	54	13	863-000311	137	11	863-000358	49	6
863-000265	49	68	863-000312	56	72	863-000362	49	3
863-000266	50	46	863-000313	21	44	863-000364	49	46
863-000267	110	17	863-000314	21	63	863-000371	49	2
863-000268	50	62	863-000315	68	59	863-000373	49	5
863-000269	68	49	863-000316	68	50	863-000374	36	40
863-000270	68	119	863-000318	80	32	863-000375	49	14
863-000271	50	63		137	6	863-000377	49	32
863-000272	6	58	863-000319	68	60	863-000391	45	28
863-000274	52	2	863-000320	108	15	863-000394	5	50
863-000275	52	3	863-000321	59	14	863-000394	20	51
863-000276	52	7	863-000322	137	17		24	12
863-000277	55	2	863-000323	137	18	863-000395	5	48
863-000278	55	19	863-000324	115	4		20	53
863-000279	13	7	863-000325	137	32	863-000396	36	26
863-000279	14	7	863-000327	54	20	863-000398	38	52
863-000280	55	20	863-000328	54	14	863-000399	38	49
863-000281	55	35	863-000329	49	31	863-000400	49	26
863-000282	56	11		50	31	863-000401	49	75
863-000283	56	21	863-000331	137	40	863-000402	49	25
863-000284	5	109	863-000332	137	47	863-000403	53	22
	20	111	863-000333	36	31	863-000405	50	8
863-000285	56	81	863-000334	137	52		127	8
863-000286	68	137	863-000335	5	49		128	2
863-000287	68	138		20	52		137	48
863-000288	125	1		21	45	863-000407	105	7
863-000289	125	5		23	6	863-000409	24	11
863-000290	130	9		24	6	863-000413	66	5
863-000291	131	1	863-000336	49	69	863-000414	29	10
863-000292	131	2	863-000338	36	42		30	10
863-000293	132	2	863-000339	23	3		38	26
863-000294	58	1		24	3		45	27
863-000295	71	6	863-000341	50	10		46	11
863-000296	132	3		127	9		56	10
863-000297	69	2	863-000343	38	41		59	7
863-000298	69	5	863-000344	38	38	863-000416	36	14
863-000299	69	6		45	2	863-000417	68	125
863-000300	109	10	863-000348	56	16	863-000423	49	62
863-000301	132	1	863-000350	56	46	863-000425	56	14
863-000302	56	5		59	19	863-000426	68	5
863-000303	115	3	863-000351	38	37	863-000429	60	2

PART NUMBER	FIG.	ITEM	PART NUMBER	FIG.	ITEM	PART NUMBER	FIG.	ITEM
863-000430	64	4	863-000465	12	14	863-000525	105	8
	65	4	863-000470	120	2	863-000536	116	16
	66	3		121	2	863-000540	7	21
	67	2	863-000471	105	6	863-000542	126	3
863-000431	56	24	863-000477	36	36	863-000546	108	16
863-000432	68	41		45	6	863-000547	115	1
863-000433	5	65	863-000478	130	6	863-000550	6	71
	20	68	863-000479	5	45	863-000551	68	120
	59	10	863-000479	20	48	863-000552	75	35
	66	4		21	11	863-000553	114	1
	69	3		23	5	863-000554	119	2
863-000434	56	25		24	5	863-000555	45	49
863-000435	45	37		29	7	863-000556	114	11
	56	40		30	7	863-000557	110	10
	59	6	863-000480	21	14	863-000558	110	7
863-000436	5	47		28	1	863-000559	119	6
	20	50	863-000485	130	5	863-000560	68	31
	23	9	863-000487	130	1	863-000562	68	97
	24	9	863-000488	22	2		75	18
	25	3	863-000491	127	4	863-000564	55	30
	26	4		128	4		68	99
	28	4		129	2		75	22
	36	58	863-000492	105	2		86	8
	58	9		125	2	863-000567	55	38
	59	9	863-000497	5	74		68	89
863-000437	59	18		20	77		75	16
863-000438	56	42		36	54		86	4
	68	43	863-000498	130	8	863-000569	68	26
863-000439	56	22	863-000500	50	36	863-000573	49	76
	56	26	863-000502	68	95	863-000574	53	27
	68	70		75	21	863-000575	50	56
863-000446	51	9	863-000503	68	80		51	7
863-000447	22	1		71	1	863-000577	6	40
863-000448	120	1	863-000505	49	33	863-000578	51	21
	121	1	863-000508	113	7	863-000579	68	39
863-000449	123	4	863-000510	68	128	863-000580	68	38
	124	4	863-000511	107	6	863-000582	110	15
863-000451	36	22	863-000513	5	76	863-000584	10	7
863-000452	120	4		20	79	863-000585	36	43
	121	4	863-000519	3	60	863-000586	110	6
863-000453	123	1		36	2		135	10
	124	1	863-000519	54	18		136	3
863-000454	21	19	863-000523	21	7	863-000590	5	103
863-000455	6	1	863-000525	21	40	863-000591	114	10
863-000458	68	11		54	10	863-000593	5	57
863-000461	7	4		59	3		20	58
863-000462	7	5		80	12		50	65



PART NUMBER	FIG.	ITEM	PART NUMBER	FIG.	ITEM	PART NUMBER	FIG.	ITEM
863-000594	68	15	863-000642	50	35	863-000684	68	153
863-000596	68	87		53	14		73	4
863-000599	110	12		56	69		79	8
863-000600	126	2		90	2		92	19
863-000601	56	64		94	8		95	12
863-000602	68	69	863-000644	5	28		96	16
863-000604	6	24		20	29		97	4
863-000607	5	16	863-000648	90	4		97	16
	20	19	863-000649	87	14	863-000693	45	36
863-000609	109	43		88	5	863-000694	108	29
863-000610	15	4		89	6	863-000699	90	9
	16	4		90	21	863-000700	87	5
	17	4		92	11		88	1
	18	4	863-000651	56	3		91	3
	39	4	863-000654	1	7	863-000701	83	7
	40	4		80	14		85	8
	41	4	863-000655	89	1		93	16
	42	4	863-000656	80	35	863-000702	84	9
	43	4	863-000657	55	4	863-000703	81	11
863-000611	105	10	863-000658	5	111		103	4
863-000612	125	4		20	112	863-000704	92	21
863-000613	20	7	863-000659	5	106	863-000705	50	34
863-000614	68	68		20	107	863-000706	53	6
863-000616	68	66		80	36		87	11
863-000617	16	2		91	9	863-000706	89	10
	17	2	863-000660	5	94		90	18
	18	2		20	101	863-000707	83	13
	39	2	863-000661	101	2		93	10
	40	2		102	2	863-000708	84	15
	41	2	863-000662	80	18	863-000709	82	4
	42	2	863-000663	49	77	863-000710	111	2
	43	2	863-000664	53	26		112	2
863-000618	114	6	863-000665	53	28	863-000711	109	7
863-000619	36	28		80	9	863-000718	81	14
863-000620	114	7	863-000674	50	7	863-000719	44	6
863-000622	68	62	863-000674	127	7	863-000720	129	1
	75	7		128	1	863-000723	82	7
863-000623	109	37		137	49		84	14
863-000624	8	21	863-000675	50	22	863-000726	7	2
	13	13		127	2	863-000727	5	115
	14	15		129	5		20	116
863-000626	3	53		137	46		86	3
863-000633	68	131	863-000676	50	23	863-000732	5	97
863-000640	84	7		127	1		20	86
863-000642	29	18		129	6		84	1
	30	17		137	45	863-000735	68	114
	46	6	863-000678	45	23	863-000743	68	130

PART NUMBER	FIG.	ITEM	PART NUMBER	FIG.	ITEM	PART NUMBER	FIG.	ITEM
863-000744	133	3	863-110015	15	2	863-110941	8	14
863-000745	133	4	863-110110	8	3	863-110942	8	11
863-000747	133	5	863-110120	5	37	863-110943	8	4
863-000748	96	9		20	40	863-110944	8	6
863-000749	95	17	863-110133	9	7	863-110945	8	18
	97	10	863-110206	5	75	863-110946	7	19
863-000751	96	8		20	78		8	10
863-000752	95	18	863-110300	5	95	863-110947	8	12
	97	9	863-110300-1	5	96	863-110948	8	19
863-000756	56	79	863-110310	20	84	863-110949	8	20
863-000768	21	5	863-110310-1	20	85	863-110951	55	15
863-000771	31	19	863-110320	5	105	863-110957	5	114
863-000772	75	56	863-110330	20	106		20	115
863-000773	113	2	863-110340	5	69	863-110958	9	2
863-000774	44	9		20	72	863-110959	9	6
863-000775	53	24		36	52	863-110962	10	3
863-000778	95	4	863-110350	5	64	863-110964	10	1
863-000779	95	6		20	67	863-110965	5	68
863-000780	96	4	863-110887	5	25		20	71
	97	14		20	28	863-110968	7	13
863-000781	95	13	863-110889	6	18	863-110970	7	20
	96	3	863-110890	12	1	863-110978	13	8
863-000782	95	8		13	1		14	8
	96	1		14	1	863-110979	14	13
863-000783	95	3	863-110891	6	56	863-110984	6	34
863-000784	95	5	863-110892	5	102	863-110985	6	17
863-000785	49	63		12	6	863-110986	6	57
863-000786	49	71		20	105	863-110987	6	55
863-000787	71	2	863-110893	6	59	863-110988	6	6
863-000803	53	18	863-110894	5	60	863-110989	5	19
863-000824	113	6		20	63	863-110989	20	22
863-00727	44	5	863-110895	5	18	863-110991	10	4
863-100900	6	38		20	21	863-110992	6	46
863-110002	5	38	863-110899	6	45	863-110994	8	5
	20	41	863-110901	6	36	863-110995	5	20
863-110003	5	43	863-110902	6	4		20	23
	20	46	863-110903	6	16	863-110996	5	101
863-110004	5	42	863-110904	6	33		20	104
	20	45	863-110908	6	13	863-110998	5	77
863-110005	5	44	863-110909	6	10		20	80
	20	47	863-110910	6	11	863-110999	5	78
863-110011	5	40	863-110917	6	5		20	81
	20	43	863-110918	6	60	863-130000	3	44
863-110012	18	1	863-110935	5	15	863-130010	31	1
863-110013	17	1		20	18	863-130020	31	17
863-110014	16	1	863-110939	8	16	863-130030	31	15
863-110015	15	1	863-110940	8	13	863-130040	31	8

PART NUMBER	FIG.	ITEM	PART NUMBER	FIG.	ITEM	PART NUMBER	FIG.	ITEM
863-130050	32	6	863-210160	36	3	863-220300	38	2
	33	6	863-210900	45	18	863-220310	38	47
	34	6	863-210901	36	59	863-220320	38	48
	35	6	863-210902	45	33	863-220330	3	61
863-130060	31	24	863-210903	36	41	863-227	27	5
863-130061	32	2	863-210904	36	38	863-240000	38	32
863-130070	31	22	863-210905	45	30	863-270000	3	41
863-130071	33	2	863-210907	44	3	863-270000-43	45	16
863-130080	31	21	863-210908	44	2	863-270000-44	45	62
863-130081	34	2	863-220000	3	58	863-270010	45	50
863-130090	31	20	863-220000-19	38	50	863-270010-10	46	5
863-130091	35	2	863-220000-21	38	51	863-270010-11	46	9
863-130100	31	3	863-220000-63	38	35	863-270010-7	46	3
	45	4	863-220005	38	1	863-270011	46	1
863-130900	5	46	863-220020	38	13	863-270020	45	51
	20	49	863-220040	44	4	863-270030	45	52
	23	8	863-220050	3	59	863-270040	45	9
	24	8	863-220061	3	57	863-310000	3	69
	25	2	863-220061-10	44	15	863-310203	49	9
863-130901	26	3	863-220061-3	44	12	863-310902	50	3
	28	3	863-220061-9	44	14	863-310903	49	8
863-130990	29	4	863-220062	3	56	863-310905	49	73
	30	4	863-220070	38	15	863-310906	49	38
863-130991	29	5	863-220071	38	14	863-310907	49	40
	30	5	863-220080	38	44	863-310909	51	11
863-210000	3	62	863-220081	38	46	863-310914	49	34
863-210000-14	36	35	863-220082	38	45	863-310915	49	27
863-210010	36	33	863-220100	38	9	863-310917	51	1
863-210030	36	10	863-220101	38	4	863-310920	55	24
863-210031	37	1	863-220110	38	3	863-310921	55	25
863-210040	36	11	863-220111	40	1	863-310923	49	4
863-210041	36	13	863-220120	38	12	863-310929	51	8
863-210050	36	48	863-220121	41	1	863-310930	51	13
863-210060	36	17	863-220130	38	5	863-310934	49	19
863-210061	36	29	863-220131	42	1	863-310942	49	48
863-210062	36	20	863-220140	38	6	863-310946	55	7
863-210063	36	18	863-220141	43	1		55	10
863-210064	36	34	863-220150	38	28	863-310949	49	13
863-210065	36	21	863-220190	38	23	863-31095	50	57
863-210066	36	32	863-220200	38	42	863-310950	53	25
863-210080	36	47	863-220210	38	43	863-310952	55	14
863-210090	36	6	863-220220	38	39	863-310954	50	25
863-210100	36	55	863-220230	38	33	863-310955	50	26
863-210110	37	3	863-220240	38	24	863-310957	50	19
863-210111	37	2	863-220250	38	7	863-310959	55	12
863-210120	36	25	863-220260	38	8	863-310960	49	50
863-210130	36	1	863-220261	39	1	863-310961	49	22

PART NUMBER	FIG.	ITEM	PART NUMBER	FIG.	ITEM	PART NUMBER	FIG.	ITEM
863-310962	49	74	863-479	25	4	863-510141-3	70	9
863-310963	48	3	863-480	26	1	863-510141-6	70	7
863-310964	48	4	863-510000	3	33	863-510141-9	70	8
863-310965	50	55	863-510000-108	68	47	863-510142	68	78
863-310967	55	21	863-510000-109	68	48	863-510142-1	72	1
863-310968	49	61	863-510000-110	68	46	863-510144	68	77
863-310969	49	59	863-510000-136	68	71	863-510144-1	73	2
863-310970	49	60	863-510000-137	68	140	863-510144-6	73	7
863-310971	55	17	863-510000-138	68	141	863-510145	68	6
863-310972	55	18	863-510000-142	68	52	863-510150	68	117
863-310973	50	33	863-510000-143	68	53	863-510160	68	115
863-310975	51	10	863-510000-157	68	142	863-510170	68	116
863-310978	54	9	863-510000-158	68	143	863-510180	68	111
863-310979	54	1	863-510000-159	68	144	863-510185	68	110
863-310980	54	4	863-510000-160	68	145	863-510190	68	113
863-310981	54	3	863-510000-161	68	146	863-510195	68	112
863-310982	54	2	863-510000-162	68	147	863-510200	68	88
863-310984	49	23	863-510000-163	68	148	863-510300	68	86
863-310985	50	53	863-510000-59	68	63	863-510400	68	109
863-410000	3	47	863-510000-60	68	45	863-510500	68	107
863-410000-2	56	33	863-510000-67	68	42	863-510600	68	105
863-410000-48	56	23	863-510010	68	1	863-510650	68	108
863-410000-57	56	71	863-510020	68	65	863-510700	68	106
863-410000-71	56	67	863-510030	68	64	863-510800	68	24
863-410000-72	56	68	863-510045	68	104	863-510901	75	30
863-410000-86	56	60	863-510047	68	35	863-510902	68	12
863-410010	56	62	863-510048	68	37	863-510905	68	82
863-410020	56	47	863-510050	68	14	863-510906	68	81
863-410040	56	58	863-510060	68	8	863-510907	68	85
863-410041	56	61	863-510080	68	44	863-510908	68	101
863-410050	56	76	863-510085	68	29	863-510909	68	79
863-410100	56	36	863-510086	68	27	863-510910	68	55
863-410200	56	32	863-510087	68	28	863-510912	68	136
863-410500	57	1	863-510090	68	33	863-510913	68	135
863-410510	57	5	863-510100	68	118	863-510914	68	134
863-410904	56	7	863-510110	68	20	863-510915	68	133
863-410905	58	8	863-510120	68	2	863-510916	68	132
863-410906	56	15	863-510121	68	67	863-510917	68	96
863-410907	56	1	863-510122	68	72	863-510918	68	94
863-410908	56	48	863-510123	68	74	863-510919	75	20
863-410909	69	1	863-510124	68	73	863-510920	68	139
863-410910	58	2	863-510126	68	3	863-510921	49	49
863-410911	58	7	863-510130	68	129		68	7
863-410912	56	6	863-510140	68	75		75	8
863-410913	56	41	863-510140-6	71	5	863-510922	68	22
863-410914	56	38	863-510141	68	76	863-510923	68	9
863-410921	57	4	863-510141-10	70	4	863-510924	45	3

PART NUMBER	FIG.	ITEM	PART NUMBER	FIG.	ITEM	PART NUMBER	FIG.	ITEM
863-510924	48	2	863-550040	75	1	863-710202	29	2
	80	46	863-550040-3	78	2		30	2
863-510925	5	7	863-550041	78	1	863-710210	29	1
	20	10	863-550042	75	2		30	1
	36	39	863-550050	75	34	863-710210-13	30	14
863-510926	68	124	863-550060	75	11	863-710210-14	30	13
863-510927	68	123	863-550070	75	9	863-710210-8	30	12
863-510928	55	37	863-550080	75	15	863-710211	29	3
863-510929	75	26	863-550080-1	79	5		30	3
863-510930	75	28	863-550080-2	79	1	863-710220	29	6
863-510931	55	36	863-550080-7	79	3		30	6
	75	27	863-550100	75	38	863-720000	3	75
863-510932	68	36	863-550200	75	41	863-720000-22	21	17
863-510933	68	54	863-550300	75	45	863-720000-24	21	18
863-510935	68	84	863-000631	68	18		21	50
863-510936	68	83	863-610000	3	43	863-720000-44	21	56
863-510937	55	28	863-610011	4	1	863-720000-49	21	6
	68	122	863-610020	4	3	863-720000-51	21	38
863-510938	75	25	863-610030	4	2	863-720000-52	21	37
863-520000	3	26	863-700000	2	1	863-720020	21	43
863-520000-22	74	12	863-710010	3	21	863-720030	21	58
863-520010	74	1	863-710020	3	20	863-720050	21	41
863-520020	74	3	863-710021	3	32	863-720060	21	68
863-520030	74	19	863-710030	3	34	863-720070	21	51
863-520040	74	14	863-710040	3	24	863-720075	21	21
863-520050	74	13	863-710050	3	25	863-720080	21	20
863-550000	3	65	863-710060	3	63	863-720100	21	1
863-550000-37	75	42	863-710070	3	31	863-720100-2	22	3
863-550000-38	75	43	863-710080	3	51	863-720120	21	47
863-550000-42	75	36	863-710080-3	107	4	863-720121	21	54
863-550000-43	75	37	863-710081	107	5	863-720150	21	12
863-550000-49	75	47	863-710090	3	8	863-720151	21	13
863-550000-50	75	48	863-710100	3	12	863-720152	21	27
863-550000-51	75	49	863-710110	3	13	863-720153	21	28
863-550000-52	75	50	863-710120	3	39	863-720154	21	9
863-550000-53	75	51	863-710122	130	2	863-720155	21	10
863-550010	75	5	863-710123	3	40	863-720156	21	29
863-550020	75	6	863-710123-5	115	5	863-720157	21	30
863-550030	75	14	863-710124	108	14	863-720158	23	1
863-550030-9	76	9	863-710130	3	45	863-720159	23	7
863-550031	76	6	863-710140	3	72		24	7
863-550032	76	5	863-710150	3	66	863-720160	23	11
863-550033	76	4	863-710200	3	68	863-720161	23	10
863-550034	76	1	863-710200-8	29	12	863-720162	24	15
863-550035	77	1	863-710200-13	29	15	863-720163	24	1
863-550036	77	3	863-710200-14	29	14	863-720164	23	2
863-550037	76	3	863-710201	3	67		24	2

PART NUMBER	FIG.	ITEM	PART NUMBER	FIG.	ITEM	PART NUMBER	FIG.	ITEM
863-720165	21	46	863-740120-7	84	11	863-740180-23	93	4
863-720166	24	10	863-740130	80	20	863-740190	80	39
863-720167	21	49	863-740130-1	85	7	863-740190-4	94	11
863-720168	21	57	863-740130-6	85	1	863-740190-11	94	5
863-720169	21	55	863-740130-7	85	2	863-740190-12	94	6
863-720170	21	3	863-740130-8	85	3	863-740190-13	94	7
863-720171	26	2	863-740140	80	51	863-740300	80	11
863-720172	21	8	863-740140-1	87	4	863-740300-10	95	2
863-720173	28	2	863-740140-12	87	3	863-740300-11	95	7
863-720175	25	1	863-740140-13	87	1	863-740300-19	95	11
863-720180	21	34	863-740140-14	87	2	863-740300-20	95	10
863-720185	21	31	863-740140-4	87	7	863-740301	95	19
863-730000	3	76	863-740143	80	1	863-74030-3	95	9
863-730000-20	54	11	863-740143-1	88	2	863-740310	80	47
863-730100	54	5	863-740145	80	2	863-740310-3	96	14
863-730101	54	6	863-740145-1	89	14	863-740310-7	96	6
863-730110	54	8	863-740145-14	89	5	863-740310-8	96	2
863-730120	54	15	863-740150	80	44	863-740310-15	96	12
863-730121	54	16	863-740150-12	90	8	863-740310-16	96	15
863-730130	54	19	863-740150-14	90	10	863-740311	96	7
863-740000	3	78	863-740150-19	90	26	863-740320	80	48
863-740011	81	3	863-740150-2	90	17	863-740320-3	97	1
863-740021	89	3	863-740150-20	90	5	863-740320-6	97	7
863-740030	80	21	863-740150-21	90	7	863-740320-7	97	2
863-740031	86	1	863-740150-22	90	22	863-740320-8	97	3
863-740032	86	2	863-740150-29	90	23	863-740320-14	97	11
863-740040	80	24	863-740155	80	22	863-740320-15	97	15
863-740050	80	27	863-740155-3	91	2	863-740320-16	97	5
863-740100	80	5	863-740155-5	91	4	863-740321	97	8
863-740100-5	81	10	863-740170	80	37	863-740340	80	54
863-740100-14	81	12	863-740170-11	92	2	863-740340-1	98	1
863-740100-15	81	13	863-740170-13	92	12	863-740340-2	98	2
863-740100-16	81	15	863-740170-14	92	14	863-740350	80	55
863-740102	80	6	863-740170-15	92	13	863-740350-1	99	1
863-740102-1	103	5	863-740170-21	92	15	863-740350-2	99	2
863-740102-5	103	3	863-740170-22	92	22	863-740370	80	43
863-740105	80	4	863-740170-23	92	24	863-740370-1	100	1
863-740105-1	82	9	863-740170-27	92	16	863-740370-2	100	2
863-740110	80	49	863-740170-9	92	8	863-740380	80	34
863-740110-4	83	6	863-740180	80	45	863-740380-1	101	3
863-740110-7	83	9	863-740180-9	93	15	863-740390	80	33
863-740110-12	83	2	863-740180-11	93	17	863-740390-1	102	3
863-740120	80	50	863-740180-12	93	5	863-740400	1	36
863-740120-12	84	2	863-740180-13	93	19	863-740400-2	104	2
863-740120-16	84	3	863-740180-14	93	18	863-750000	3	77
863-740120-18	84	4	863-740180-20	93	6	863-750000-16	59	8
863-740120-4	84	8	863-740180-22	93	22	863-750100	59	11

PART NUMBER	FIG.	ITEM	PART NUMBER	FIG.	ITEM	PART NUMBER	FIG.	ITEM
863-750100-1	60	4	863-810300	109	3	863-830040	108	1
863-750100-2	60	1	863-810301	109	2	863-830100	113	9
863-750110	59	15	863-810310	110	1	863-830110	113	4
863-750110-1	61	3	863-810320	110	18	863-830120	113	1
863-750110-2	61	1	863-810330	110	13	863-830130	113	5
863-750120	59	16	863-810340	110	2	863-830901	113	3
863-750120-1	62	3	863-810350	110	11	863-840010	116	3
863-750120-2	62	4	863-810400	109	13	863-840020	119	1
863-750120-3	62	1	863-810500	108	31	863-840030	116	4
863-750130	59	13	863-810501	111	1	863-850100	116	5
863-750130-1	63	3	863-810510	108	5	863-850100-4	120	3
863-750130-2	63	4	863-810511	112	1	863-850110	116	6
863-750130-3	63	1	863-810600	108	19	863-850110-4	121	3
863-750140	59	1	863-810610	108	3	863-850120	116	7
863-750140-1	64	6	863-810620	108	22	863-850120-3	122	3
863-750140-2	64	5	863-810630	108	4	863-860010	116	11
863-750140-3	64	2	863-810640	109	16	863-860020	126	1
863-750140-4	64	1	863-810700	109	27	863-860030	116	12
863-750140-5	64	7	863-810710	109	38	863-860040	116	10
863-750140-7	64	3	863-810720	109	22	863-860100	116	8
863-750150	59	2	863-810721	109	21	863-860100-4	123	3
863-750150-1	65	5	863-810730	109	23	863-860110	116	9
863-750150-2	65	3	863-810731	109	20	863-860110-4	124	3
863-750150-4	65	2	863-810900	109	28	863-870110	116	14
863-750150-5	65	1	863-810910	109	33	863-870110-4	128	5
863-750160	59	17	863-810920	108	37	863-870120	116	15
863-750160-4	66	1	863-810930	109	29	863-870120-5	129	3
863-750160-5	66	2	863-820000	2	3	863-870130	116	13
863-750170	59	12	863-820100	1	27	863-870130-11	127	5
863-750170-1	67	3	863-820110	134	1	863-870140	116	25
863-750170-2	67	1	863-820120	134	2	863-880020	116	17
863-760000	3	79	863-820120-8	135	13	863-880020-9	130	3
863-760000-2	105	5	863-820121	135	1	863-880030	130	10
863-760000-10	105	1	863-820122	135	2	863-890010	116	18
863-760100	105	3	863-820124	135	9	863-890030	116	19
863-760100-1	106	3		136	5	863-900000	1	1
863-800000	2	2	863-820130	134	7	863-900010	116	27
863-810000	108	6	863-820130-8	136	8	863-910000	2	4
863-810010	108	30	863-820131	136	1	863-910010	133	8
863-810020	109	24	863-820200	116	26	863-910020	133	6
863-810100	109	1	863-830001	108	39	863-910030	107	2
863-810200	108	7	863-830010	108	2	863-910031	107	3
863-810220	114	8	863-830020	116	2	863-910032	107	10
863-810221	114	9	863-830021	118	1	863-910033	107	8
863-810230	116	1	863-830022	118	4	863-910034	107	9
863-810231	117	1	863-830030	108	41	863-910040	133	9
863-810240	114	5	863-830031	108	40	90074	116	20


PART NUMBER	FIG.	ITEM	PART NUMBER	FIG.	ITEM	PART NUMBER	FIG.	ITEM
90101A237	134	8	91375A617	6	41	93750A315	114	2
	135	7	91675A353	3	46	9376T1	137	31
	136	7	91771A593	134	10	9398-CEMENT	BULK	13
9080GF6	68	93		135	11	94895A036	6	25
	75	19	91771A624	134	4	94895A823	6	50
9080GH73	55	29	91771A636	134	3	9546K23	108	25
	68	92		135	12	95-5710-09-201	68	13
9080GR6	55	31	91780A740	74	18		74	8
	68	98	91847A429	36	56	97447A130	137	4
	75	23	92205A544	31	12	97525A425	36	19
	86	9	92373A177	136	4		38	16
9080MH10	55	34	92390A269	108	23		49	67
	68	100		109	14		68	4
	75	24	92391A120	8	22		133	7
	86	7		13	16	97525A430	133	10
90825A918	80	40		14	16	98306A157	13	15
90845A034	1	30	92949A540	38	10	9-FT-OGUILD	48	1
	3	71	93085A148	89	13	9-FT-OGUILD-35	49	47
	109	11	932-109-100	50	45	9-FT-OGUILD-82	49	30
91257A861	6	42	93505A830	74	16			



By Order of the Secretary of the Army:

PETER J. SCHOOMAKER  
*General, United States Army*  
*Chief of Staff*

Official:

  
JOYCE E. MORROW  
*Administrative Assistant to the*  
*Secretary of the Army*  
0632003

**Distribution:**

To be distributed in accordance with initial distribution number (IDN) 256920 requirements for TM 10-3510-221-24P.



## ***These are the instructions for sending an electronic 2028***

The following format must be used if submitting an electronic 2028. The subject line must be exactly the same and all fields must be included; however, only the following fields are mandatory: 1, 3, 4, 5, 6, 7, 8, 9, 10, 13, 15, 16, 17, and 27.

From: "Whomever" <whomever@avma27.army.mil>  
To: amssbriml@natick.army.mil

Subject: DA Form 2028

1. From: Joe Smith
2. Unit: home
3. Address: 4300 Park
4. City: Hometown
5. St: MO
6. Zip: 77777
7. Date Sent: 19-OCT-93
8. Pub no: 55-2840-229-23
9. Pub Title: TM
10. Publication Date: 04-JUL-85
11. Change Number: 7
12. Submitter Rank: MSG
13. Submitter FName: Joe
14. Submitter MName: T
15. Submitter LName: Smith
16. Submitter Phone: 123-123-1234
17. Problem: 1
18. Page: 2
19. Paragraph: 3
20. Line: 4
21. NSN: 5
22. Reference: 6
23. Figure: 7
24. Table: 8
25. Item: 9
26. Total: 123
27. Text:

This is the text for the problem below line 27.



<b>RECOMMENDED CHANGES TO PUBLICATIONS AND BLANK FORMS</b> For use of this form, see AR 25-30; the proponent agency is ODISC4.						Use Part II (reverse) for Repair Parts and Special Tool Lists (RPSTL) and Supply Catalogs/Supply Manuals (SC/SM).	<b>DATE</b> <i>21 October 2003</i>
<b>TO:</b> (Forward to proponent of publication or form) (Include ZIP Code) COMMANDER U.S. ARMY TANK-AUTOMOTIVE AND ARMAMENT COMMAND ATTN: AMSTA-LC-CECT 15 KANSAS STREET NATICK, MA 01760-5052						<b>FROM:</b> (Activity and location) (Include ZIP Code)  <i>PFC Jane Doe</i> <i>CO A 3<sup>rd</sup> Engineer BR</i> <i>Ft. Leonardwood, MO 63108</i>	
<b>PART I – ALL PUBLICATIONS (EXCEPT RPSTL AND SC/SM) AND BLANK FORMS</b>							
<b>PUBLICATION/FORM NUMBER</b>  TM 10-1670-296-23&P				<b>DATE</b>  30 October 2002		<b>TITLE</b>  Unit Manual for Ancillary Equipment for Low Velocity Air Drop Systems	
<b>ITEM NO.</b>	<b>PAGE NO.</b>	<b>PARA-GRAPH</b>	<b>LINE NO. *</b>	<b>FIGURE NO.</b>	<b>TABLE NO.</b>	<b>RECOMMENDED CHANGES AND REASON</b> <i>(Provide exact wording of recommended changes, if possible).</i>	
	0036 00-2				1	<i>In table 1, Sewing Machine Code Symbols, the second sewing machine code symbol should be MD ZZ not MD 22.</i>  <i>Change the manual to show Sewing Machine, Industrial: Zig-Zag; 308 stitch; medium-duty; NSN 3530-01-181-1421 as a MD ZZ code symbol.</i>	
<small>*Reference to line numbers within the paragraph or subparagraph.</small>							
<b>TYPED NAME, GRADE OR TITLE</b>  Jane Doe, PFC				<b>TELEPHONE EXCHANGE/AUTOVON, PLUS EXTENSION</b>  508-233-4141		<b>SIGNATURE</b>  Jane Doe <i>Jane Doe</i>	

<b>TO:</b> <i>(Forward direct to addressee listed in publication)</i> COMMANDER U.S. ARMY TANK-AUTOMOTIVE AND ARMAMENT COMMAND ATTN: AMSTA-LC-CECT 15 KANSAS STREET NATICK, MA 01760-5052	<b>FROM:</b> <i>(Activity and location) (Include ZIP Code)</i> <i>PFC Jane Doe</i> <i>CO A 3<sup>rd</sup> Engineer BR</i> <i>Ft. Leonardwood, MO 63108</i>	<b>DATE</b> <i>21 October 2003</i>
--	---	---------------------------------------

**PART II – REPAIR PARTS AND SPECIAL TOOL LISTS AND SUPPLY CATALOGS/SUPPLY MANUALS**

<b>PUBLICATION NUMBER</b> TM 10-1670-296-23&P	<b>DATE</b> 30 October 2002	<b>TITLE</b> Unit Manual for Ancillary Equipment for Low Velocity Air Drop Systems
--	--------------------------------	---

PAGE NO.	COLM NO.	LINE NO.	NATIONAL STOCK NUMBER	REFERENCE NO.	FIGURE NO.	ITEM NO.	TOTAL NO. OF MAJOR ITEMS SUPPORTED	RECOMMENDED ACTION
0066 00-1					4			<i>Callout 16 in figure 4 is pointed to a <u>D-Ring</u>. In the Repair Parts List key for figure 4, item 16 is called a <u>Snap Hook</u>. Please correct one or the other.</i>

SAMPLE

**PART III – REMARKS** *(Any general remarks or recommendations, or suggestions for improvement of publications and blank forms. Additional blank sheets may be used if more space is needed.)*

TYPED NAME, GRADE OR TITLE	TELEPHONE EXCHANGE/AUTOVON, PLUS EXTENSION	SIGNATURE
----------------------------	--	-----------

<p align="center"><b>RECOMMENDED CHANGES TO PUBLICATIONS AND BLANK FORMS</b></p> <p>For use of this form, see AR 25-30; the proponent agency is ODISC4.</p>						Use Part II (reverse) for Repair Parts and Special Tool Lists (RPSTL) and Supply Catalogs/Supply Manuals (SC/SM).	DATE
<b>TO:</b> (Forward to proponent of publication or form) (Include ZIP Code) COMMANDER U.S. ARMY TANK-AUTOMOTIVE AND ARMAMENT COMMAND ATTN:AMSTA-LC-CECT 15 KANSAS STREET NATICK, MA 01760-5052						<b>FROM:</b> (Activity and location) (Include ZIP Code)	
<b>PART I – ALL PUBLICATIONS (EXCEPT RPSTL AND SC/SM) AND BLANK FORMS</b>							
PUBLICATION/FORM NUMBER TM 10-3510-221-24P				DATE 01 DEC 2006		TITLE Technical Manual, Repair Parts and Special Tools List (RPSTL) for Laundry Advanced System (LADS)	
ITEM NO.	PAGE NO.	PARA-GRAPH	LINE NO. *	FIGURE NO.	TABLE NO.	RECOMMENDED CHANGES AND REASON <i>(Provide exact wording of recommended changes, if possible).</i>	
<i>*Reference to line numbers within the paragraph or subparagraph.</i>							
TYPED NAME, GRADE OR TITLE				TELEPHONE EXCHANGE/AUTOVON, PLUS EXTENSION		SIGNATURE	

<b>TO:</b> <i>(Forward direct to addressee listed in publication)</i> COMMANDER U.S. ARMY TANK-AUTOMOTIVE AND ARMAMENT COMMAND ATTN:AMSTA-LC-CECT 15 KANSAS STREET NATICK, MA 01760-5052	<b>FROM:</b> <i>(Activity and location) (Include ZIP Code)</i>	<b>DATE</b>
---	--	-------------

**PART II – REPAIR PARTS AND SPECIAL TOOL LISTS AND SUPPLY CATALOGS/SUPPLY MANUALS**

PUBLICATION NUMBER TM 10-3510-221-24P	DATE 01 DEC 2006	TITLE Technical Manual, Repair Parts and Special Tools List (RPSTL) for Laundry Advanced System (LADS)
--	---------------------	---

PAGE NO.	COLM NO.	LINE NO.	NATIONAL STOCK NUMBER	REFERENCE NO.	FIGURE NO.	ITEM NO.	TOTAL NO. OF MAJOR ITEMS SUPPORTED	RECOMMENDED ACTION

**PART III – REMARKS** *(Any general remarks or recommendations, or suggestions for improvement of publications and blank forms. Additional blank sheets may be used if more space is needed.)*

TYPED NAME, GRADE OR TITLE	TELEPHONE EXCHANGE/AUTOVON, PLUS EXTENSION	SIGNATURE
----------------------------	--	-----------



<b>RECOMMENDED CHANGES TO PUBLICATIONS AND BLANK FORMS</b>						Use Part II ( <i>reverse</i> ) for Repair Parts and Special Tool Lists (RPSTL) and Supply Catalogs/Supply Manuals (SC/SM).	DATE
For use of this form, see AR 25-30; the proponent agency is ODISC4.							
<b>TO:</b> ( <i>Forward to proponent of publication or form</i> ) ( <i>Include ZIP Code</i> ) COMMANDER U.S. ARMY TANK-AUTOMOTIVE AND ARMAMENT COMMAND ATTN:AMSTA-LC-CECT 15 KANSAS STREET NATICK, MA 01760-5052						<b>FROM:</b> ( <i>Activity and location</i> ) ( <i>Include ZIP Code</i> )	
<b>PART I – ALL PUBLICATIONS (EXCEPT RPSTL AND SC/SM) AND BLANK FORMS</b>							
PUBLICATION/FORM NUMBER TM 10-3510-221-24P				DATE 01 DEC 2006		TITLE Technical Manual, Repair Parts and Special Tools List (RPSTL) for Laundry Advanced System (LADS)	
ITEM NO.	PAGE NO.	PARA-GRAPH	LINE NO. *	FIGURE NO.	TABLE NO.	RECOMMENDED CHANGES AND REASON <i>(Provide exact wording of recommended changes, if possible).</i>	
<i>*Reference to line numbers within the paragraph or subparagraph.</i>							
TYPED NAME, GRADE OR TITLE				TELEPHONE EXCHANGE/AUTOVON, PLUS EXTENSION		SIGNATURE	

<b>TO:</b> <i>(Forward direct to addressee listed in publication)</i> COMMANDER U.S. ARMY TANK-AUTOMOTIVE AND ARMAMENT COMMAND ATTN:AMSTA-LC-CECT 15 KANSAS STREET NATICK, MA 01760-5052	<b>FROM:</b> <i>(Activity and location) (Include ZIP Code)</i>	<b>DATE</b>
---	--	-------------

**PART II – REPAIR PARTS AND SPECIAL TOOL LISTS AND SUPPLY CATALOGS/SUPPLY MANUALS**

PUBLICATION NUMBER TM 10-3510-221-24P	DATE 01 DEC 2006	TITLE Technical Manual, Repair Parts and Special Tools List (RPSTL) for Laundry Advanced System (LADS)
--	---------------------	--

PAGE NO.	COLM NO.	LINE NO.	NATIONAL STOCK NUMBER	REFERENCE NO.	FIGURE NO.	ITEM NO.	TOTAL NO. OF MAJOR ITEMS SUPPORTED	RECOMMENDED ACTION

**PART III – REMARKS** *(Any general remarks or recommendations, or suggestions for improvement of publications and blank forms. Additional blank sheets may be used if more space is needed.)*

TYPED NAME, GRADE OR TITLE	TELEPHONE EXCHANGE/AUTOVON, PLUS EXTENSION	SIGNATURE
----------------------------	--	-----------

# The Metric System and Equivalents

## Linear Measure

1 centimeter = 10 millimeters = .39 inch  
 1 decimeter = 10 centimeters = 3.94 inches  
 1 meter = 10 decimeters = 39.37 inches  
 1 dekameter = 10 meters = 32.8 feet  
 1 hectometer = 10 dekameters = 328.08 feet  
 1 kilometer = 10 hectometers = 3,280.8 feet

## Weights

1 centigram = 10 milligrams = .15 grain  
 1 decigram = 10 centigrams = 1.54 grains  
 1 gram = 10 decigrams = .035 ounce  
 1 dekagram = 10 grams = .35 ounce  
 1 hectogram = 10 dekagrams = 3.52 ounces  
 1 kilogram = 10 hectograms = 2.2 pounds  
 1 quintal = 100 kilograms = 220.46 pounds  
 1 metric ton = 10 quintals = 1.1 short tons

## Liquid Measure

1 centiliter = 10 milliliters = .34 fl. ounce  
 1 deciliter = 10 centiliters = 3.38 fl. ounces  
 1 liter = 10 deciliters = 33.81 fl. ounces  
 1 dekaliter = 10 liters = 2.64 gallons  
 1 hectoliter = 10 dekaliters = 26.42 gallons  
 1 kiloliter = 10 hectoliters = 264.18 gallons

## Square Measure

1 sq. centimeter = 100 sq. millimeters = .155 sq. inch  
 1 sq. decimeter = 100 sq. centimeters = 15.5 sq. inches  
 1 sq. meter (centare) = 100 sq. decimeters = 10.76 sq. feet  
 1 sq. dekameter (are) = 100 sq. meters = 1,076.4 sq. feet  
 1 sq. hectometer (hectare) = 100 sq. dekameters = 2.47 acres  
 1 sq. kilometer = 100 sq. hectometers = .386 sq. mile

## Cubic Measure

1 cu. centimeter = 1000 cu. millimeters = .06 cu. inch  
 1 cu. decimeter = 1000 cu. centimeters = 61.02 cu. inches  
 1 cu. meter = 1000 cu. decimeters = 35.31 feet

## Approximate Conversion Factors

<i>To change</i>	<i>To</i>	<i>Multiply by</i>	<i>To change</i>	<i>To</i>	<i>Multiply by</i>
inches	centimeters	2.540	ounce-inches	newton-meters	.007062
feet	meters	.305	centimeters	inches	.394
yards	meters	.914	meters	feet	3.280
miles	kilometers	1.609	meters	yards	1.094
square inches	square centimeters	6.451	kilometers	miles	.621
square feet	square meters	.093	square centimeters	square inches	.155
square yards	square meters	.836	square meters	square feet	10.764
square miles	square kilometers	2.590	square meters	square yards	1.196
acres	square hectometers	.405	square kilometers	square miles	.386
cubic feet	cubic meters	.028	square hectometers	acres	2.471
cubic yards	cubic meters	.765	cubic meters	cubic feet	35.315
fluid ounces	milliliters	29.573	cubic meters	cubic yards	1.308
pints	liters	.473	milliliters	fluid ounces	.034
quarts	liters	.946	liters	pints	2.113
gallons	liters	3.785	liters	quarts	1.057
ounces	grams	28.349	liters	gallons	.264
pounds	kilograms	.454	grams	ounces	.035
short tons	metric tons	.907	kilograms	pounds	2.205
pound-feet	newton-meters	1.356	metric tons	short tons	1.102
pound-inches	newton-meters	.11296			

## Temperature (Exact)

  \_F Fahrenheit temperature    5/9 (after subtracting 32)    Celsius temperature      \_C

**PIN: 083709-000**